PROJEKTI ELEKTRIK
QENDRA SHERBIMEVE ARSIMORE

00

Autoriteti kontraktor:

Emertimi:

Vendndodhja:
Kamëz, Tiranë

Projekti elektrik:

Atria Studio

Atria Studio
Nr. Lic. N. 6853/5

ING. Vaso Papamihali
Nr. Lic. E.1188/1

Mars 2026

Kanalina Elektrike e Fuqise: Kati -1

Sh1:100

01

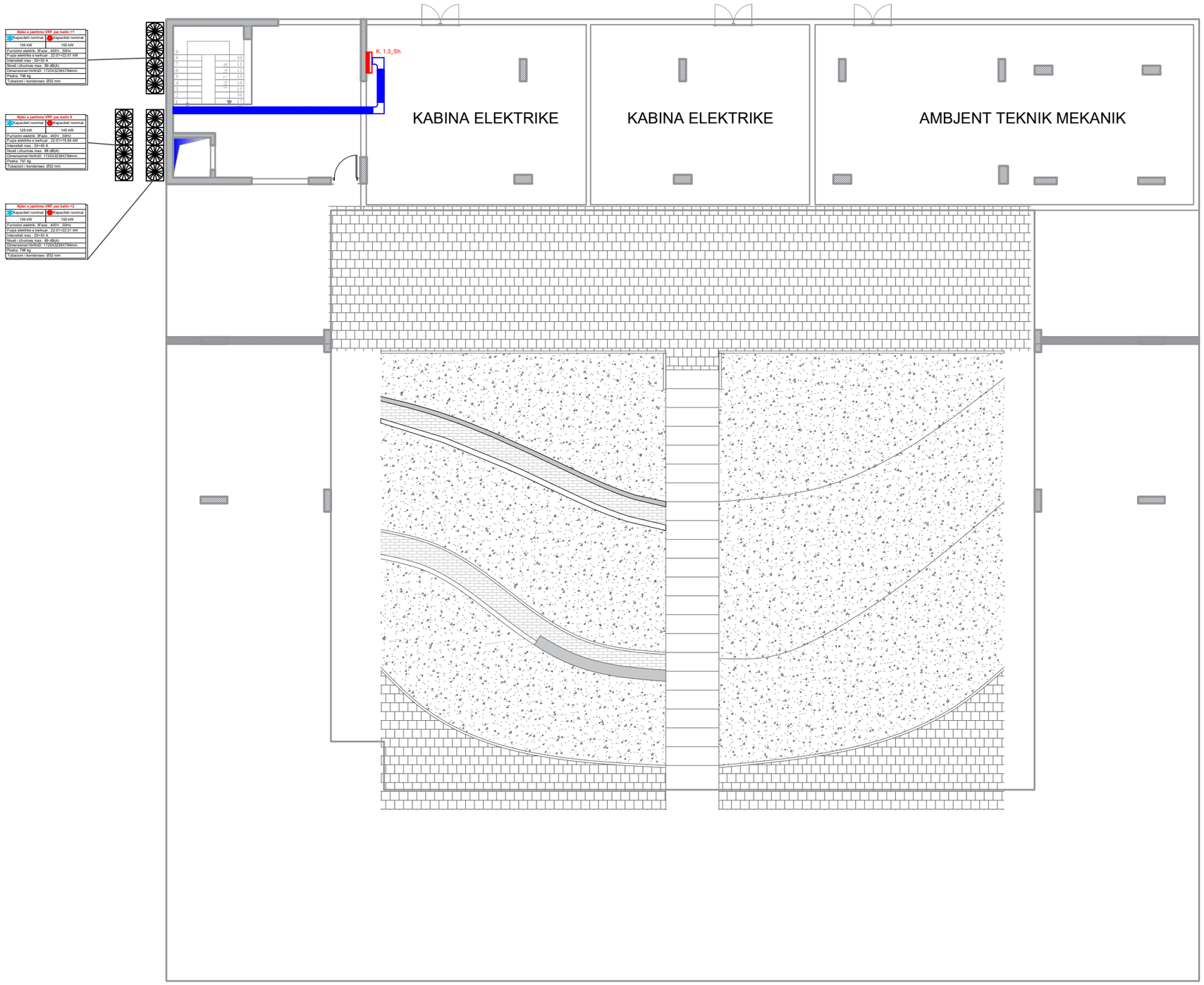

LEGJENDA E SIMBOLEVE ELEKTRIKE

SIMBOLI	PERSHKRIMI	SIMBOLI	PERSHKRIMI
	Shirit led 12V/m, 4K, bashke difuzorn Shirit led 9W/m, 4K, montuar tek mobiljet e klasave		Mikrofon
	Ndricues gatesor i klasave, 32W, 4K, 4400lm		Drejtim dalje emergence
	Ndricues LED, tip 60x60, 36W, 4K, 4000lm		Drejtim dalje emergence djathtas
	Ndricues mthor, 30W, 4K, 3300lm		Drejtim dalje emergence majtas
	Ndricues murat tek shkallet, 24W, 4K, 1920lm		Sensor optik detektim zjarri
	Çelës 1P i=10A 250V		Pulsant i ftyresherr ne rast zjarri
	Kuti shpërndarëse 10x10 ip55		Pajisje njmerusese optiko-akustike ne rast zjarri
	Kuti shpërndarëse 110x150 ip55		Kamer dome 4mp
	Prize shuko 2P+E; 16A /230 V furnizimi nyet gen		Monitor 32 inch
	Prize shuko 2P+E; 16A /230 V furnizimi ups		Rack Data 22U
	Pike lidhje direkte 3 fazore		Kanaline e brimezuar per fuqizne
	Pike lidhje direkte 1 fazore		Kanaline e brimezuar per rrymat e dobta
	Kuader elektrik		Linje internet, DATA
	Prize internet		Linje zjarri
	Linje fuqie per furnizim paneleshi		Fiber Optike SM 2C
	Linje ndricimi		Sensor Alarmi Volumetrik montim jashte muri
	Linje prizash		Sirene Alarmi e brendshme/jashtme
	Card reader		Tastiere aktivizimi/çaktivizim sistemit alarmit
	Kamer Dome 4mpx		Brava/kondrabraza elektrike

Autoriteti kontraktor:

Emertimi:

Kanalina Elektrike
Plani i Katit -1

Vendndodhja:
Kamëz, Tiranë

Projekti elektrik:

Atria Studio

Atria Studio
Nr. Lic. N. 6853/5

ING. Vaso Papamihali
Nr. Lic. E.1188/1

Shenim: Para fillimit te punimeve, te behen matjet ne vend. Per cdo mosperputhje, te behet pershtatja sipas dimensioneve faktike.

Mars 2026

Kanalina Elektrike e Fuqise: Kati 0

Sh1:100

02

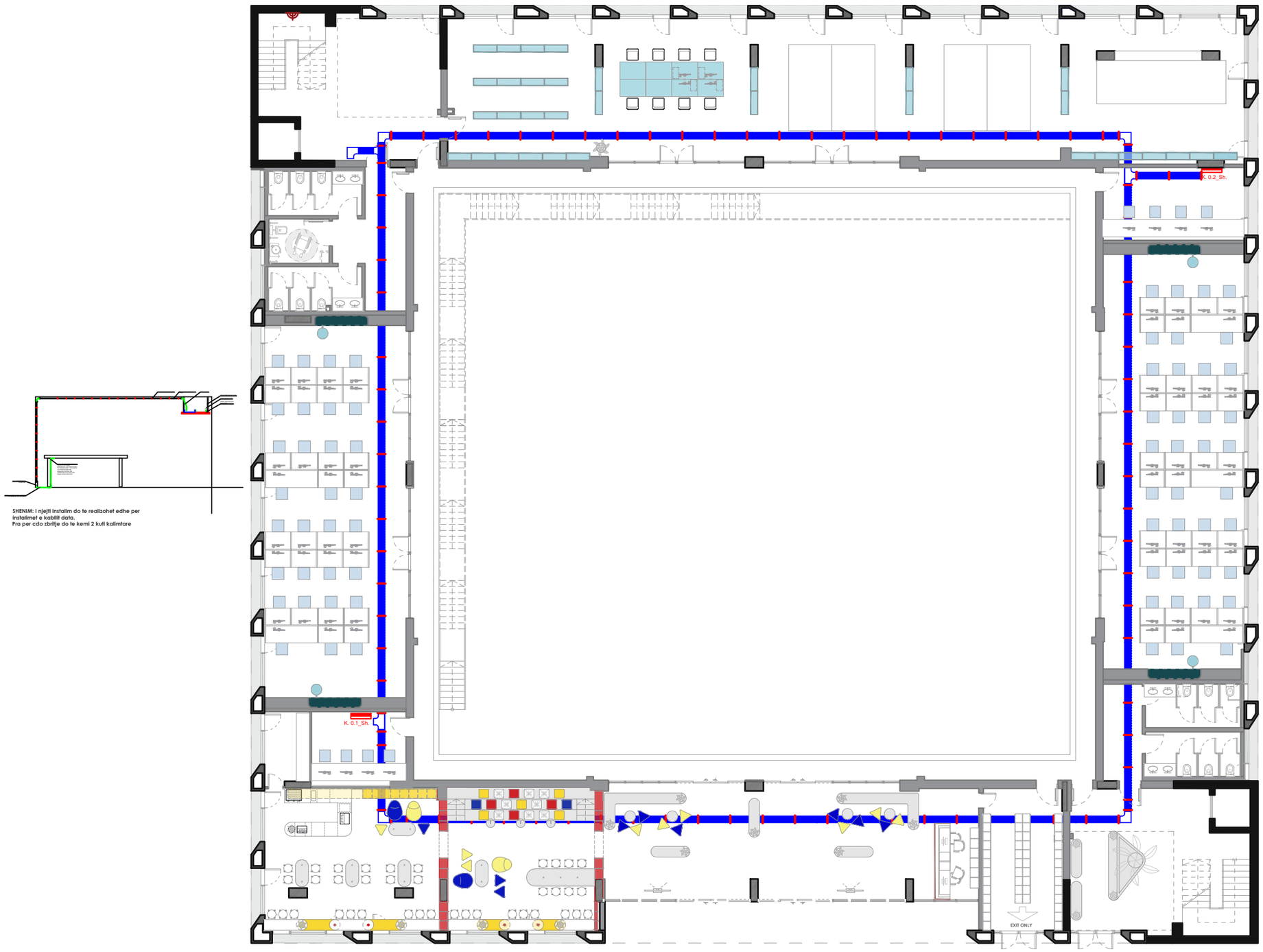

SHENIM: I njejti instalim do te realizohet edhe per installimet e kabllit data.
Pra per cdo zbritje do te kemi 2 kutiti kalimtare

LEGJENDA E SIMBOLEVE ELEKTRIKE

SIMBOLI	PERSHKRIMI	SIMBOLI	PERSHKRIMI
	Shirit led 12V/m, 4K, basikë difuzorë Shirit led 9W/m, 4K, montuar tek mobiljet e klasave		Mikrofon
	Ndriçues gjatesor i klasave, 32W, 4K, 4400lm		Drejtim dalje emergence
	Ndriçues LED, tip 60x60, 36W, 4K, 4000lm		Drejtim dalje emergence djathtas
	Ndriçues mthor, 30W, 4K, 3300lm		Drejtim dalje emergence majtas
	Ndriçues murat tek shkallet, 24W, 4K, 1920lm		Sensor optik detektim zjarri
	Çelës 1P i=10A 250V		Pulsant i thyeshem ne rast zjarri
	Kuti shpërndarëse 10x10 ip55		Njësia lajmerues optiko-akustike ne rast zjarri
	Kuti shpërndarëse 110x150 ip55		Kamer dome 4mp
	Prize shuko 2P+E; 16A /230 V furnizimi nyat gen		Monitor 32 inch
	Prize shuko 2P+E; 16A /230 V furnizimi ups		Rack Data 22U
	Pika lidhje direkte 3 fazore		Kanaline e brimezuar per fuqijne
	Pika lidhje direkte 1 fazore		Kanaline e brimezuar per mynat e dobita
	Kuader elektrik		Linja internet, DATA
	Prize internet		Linja zjarri
	Linja fuqje per furnizim paneleash		Fiber Optike SM 2C
	Linja ndricimi		Sensor Alarmi Volumetrik montim jashte muri
	Linja prizash		Sirene Alarmi e brendshme/jashtme
	Card reader		Tastiere aktivizimi/çaktivizimi sistemit alarmit
	Kamer Dome 4mpx		Bravë/kondrabraze elektrike

Autoriteti kontraktor:

Emertimi:

Kanalina Elektrike
Plani i Katit 0

Vendndodhja:
Kamëz, Tiranë

Projekti elektrik:

Atria Studio

Atria Studio
Nr. Lic. N. 6853/5

ING. Vaso Papamihali
Nr. Lic. E.1188/1

Shenim: Para fillimit te punimeve, te behen matjet ne vend. Per cdo mosperputhje, te behet pershtatja sipas dimensioneve faktike.

Mars 2026

Kanalina Elektrike e Fuqise: Kati +1

Sh1:100

03

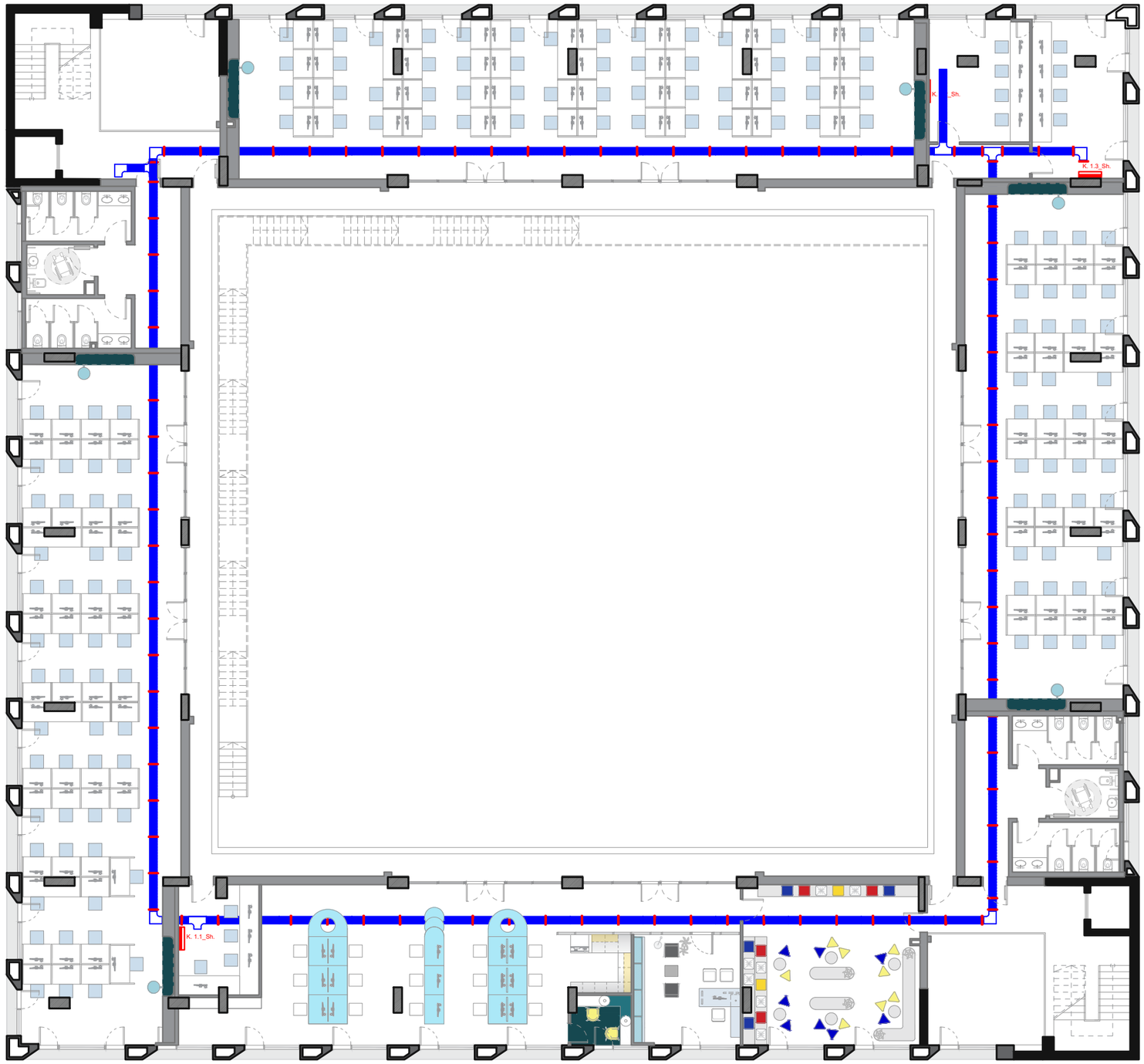

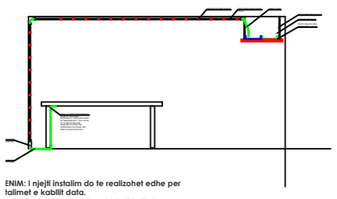

ENIM: I njejti instalim do te realizohet edhe per talimet e kabllit data.
i per cdo zbrilje do te kemi 2 kuti kalimtare

LEGJENDA E SIMBOLEVE ELEKTRIKE

SIMBOLI	PERSHKRIMI	SIMBOLI	PERSHKRIMI
	Shirit led 12W/m, 4K, bashke difuzorin Shirit led 9W/m, 4K, montuar tek mobiljet e klasave		Mikrofon
	Ndricues gatesor i klasave, 32W, 4K, 4400lm		Drejtim dalje emergjence
	Ndricues LED, tip 60x60, 36W, 4K, 4000lm		Drejtim dalje emergjence djathtas
	Ndricues mthor, 30W, 4K, 3300lm		Drejtim dalje emergjence majtas
	Ndricues murat tek shkallet, 24W, 4K, 1920lm		Sensor optik detektim zjarri
	Çelës 1P i=10A 250V		Pulsant i thyeshem ne rast zjarri
	Kuti shpërndarëse 10x10 ip55		Prajtje njmerusese optiko-akustike ne rast zjarri
	Kuti shpërndarëse 110x150 ip55		Kamer dome 4mp
	Prize shuko 2P+E; 16A /230 V furnizimi nyst gen		Monitor 32 inch
	Prize shuko 2P+E; 16A /230 V furnizimi ups		Rack Data 22U
	Pika lidhje direkte 3 fazore		Kanaline e brimezuar per fuqijne
	Pika lidhje direkte 1 fazore		Kanaline e brimezuar per mryma e dobta
	Kuader elektrik		Linje internet, DATA
	Prize internet		Linje zjarri
	Linje fuqje per furnizim paneleash		Fiber Optike SM 2C
	Linje ndricimi		Sensor Alarmi Vëllimatik montim jashte muri
	Linje prizash		Sirene Alarmi e brendshme/jashtme
	Card reader		Tastiere aktivizimi/çaktivizim sistemit alarmit
	Kamer Dome 4mpx		Brava/kondrabraza elektrike

Autoriteti kontraktor:

Emertimi:

Kanalina Elektrike
Plani i Katit +1

Vendndodhja:
Kamëz, Tiranë

Projekti elektrik:

Atria Studio

Atria Studio
Nr. Lic. N. 6853/5

ING. Vaso Papamihali
Nr. Lic. E.1188/1

Shenim: Para fillimit te punimeve, te behen matjet ne vend. Per cdo mosperputhje, te behet pershtatja sipas dimensioneve faktike.

Mars 2026

Kanalina Elektrike e Fuqise: Kati +2

Sh1:100

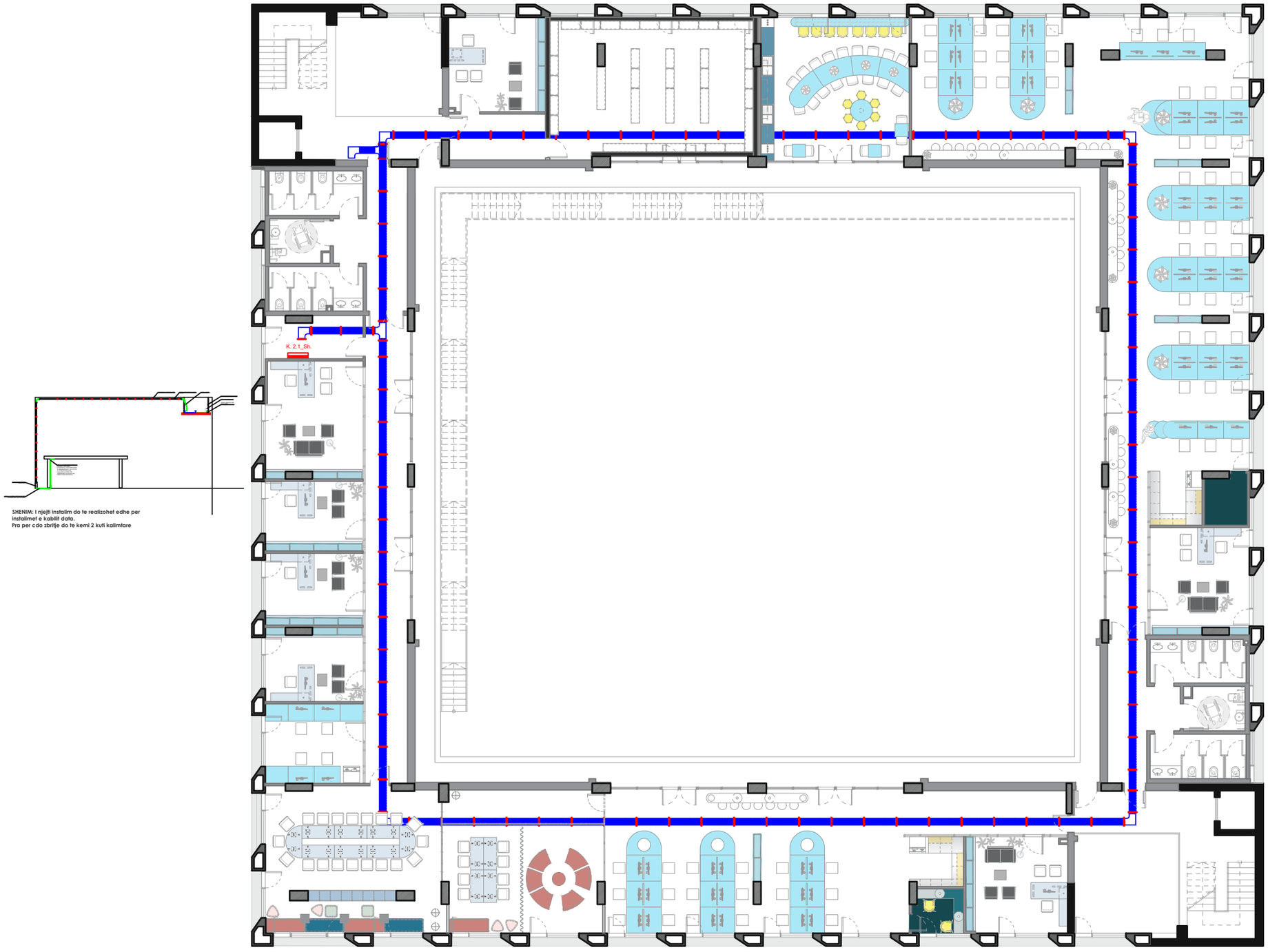

LEGJENDA E SIMBOLEVE ELEKTRIKE

SIMBOLI	PERSHKRIMI	SIMBOLI	PERSHKRIMI
	Shirit led 12V/m, 4K, basikke difuzorin Shirit led 9W/m, 4K, montuar tek mobiljet e klasave		Mikrofon
	Ndriçues gatesor i klasave, 32W, 4K, 4400lm		Drejtim dalje emergence
	Ndriçues LED, tip 60x60, 36W, 4K, 4000lm		Drejtim dalje emergence djathtas
	Ndriçues mthor, 30W, 4K, 3300lm		Drejtim dalje emergence majtas
	Ndriçues murat tek shkallet, 24W, 4K, 1920lm		Sensor optik detektim zjarri
	Çelës 1P i=10A 250V		Pulsant i thyeshem ne rast zjarri
	Kuti shpërndarëse 110x110 ip55		Pajisje njmerusese optiko-akustike ne rast zjarri
	Kuti shpërndarëse 110x150 ip55		Kamer dome 4mp
	Prize shuko 2P+E; 16A /230 V furnizimi nyst gen		Monitor 32 inch
	Prize shuko 2P+E; 16A /230 V furnizimi ups		Rack Data 22U
	Pika lidhje direkte 3 fazore		Kanaline e brimezuar per fuqizne
	Pika lidhje direkte 1 fazore		Kanaline e brimezuar per mryma e dobta
	Kuader elektrik		Linja internet, DATA
	Prize internet		Linja zjarri
	Linja fuqje per furnizim paneleash		Fiber Optike SM 2C
	Linja ndricimi		Sensor Alarmi Vëllimatik montim jashte muri
	Linja prizash		Sirene Alarmi e brendshme/jashtme
	Card reader		Tastiere aktivizimi/çaktivizim sistemit alarmit
	Kamer Dome 4mpx		Bravë/kondrabrazë elektrike

Autoriteti kontraktor:

Emertimi:

Kanalina Elektrike
Plani i Katit +2

Vendndodhja:
Kamëz, Tiranë

Projekti elektrik:

Atria Studio

Atria Studio
Nr. Lic. N. 6853/5

ING. Vaso Papamihali
Nr. Lic. E.1188/1

Shenim: Para fillimit te punimeve, te behen matjet ne vend. Per cdo mosperputhje, te behet pershtatja sipas dimensioneve faktike.

Mars 2026

Kanalina Elektrike Rrymave te Dobeta: Kati 0

Sh1:100

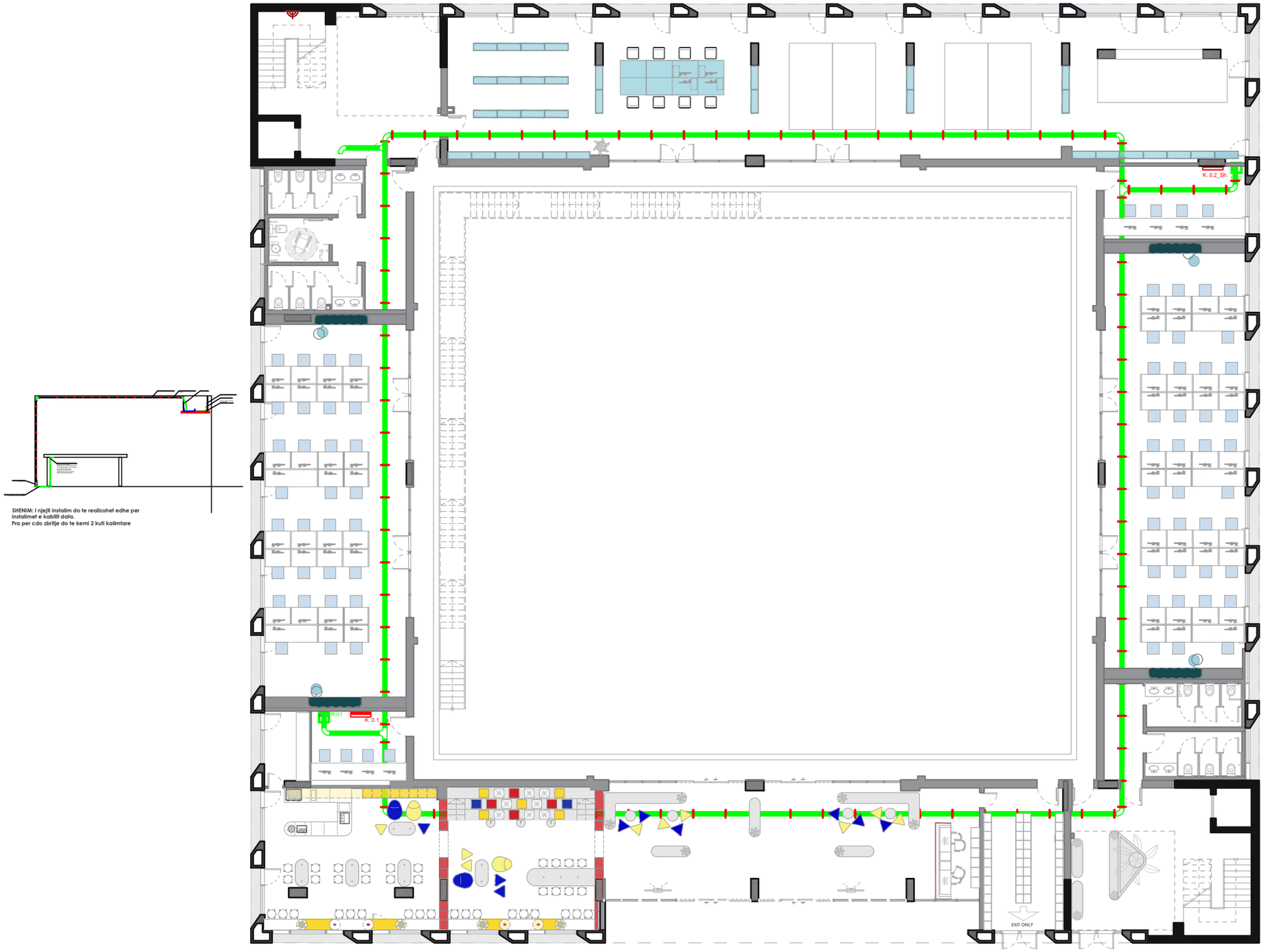

LEGJENDA E SIMBOLEVE ELEKTRIKE

SIMBOLI	PERSHKRIMI	SIMBOLI	PERSHKRIMI
	Shirit led 12V/1m, 4K, basikke difuzorin Shirit led 9W/m, 4K, montuar tek mobiljet e klasave		Mikrofon
	Ndriçues gjatesor i klasave, 32W, 4K, 4400lm		Drejtim dalje emergjence
	Ndriçues LED, tip 60x60, 36W, 4K, 4000lm		Drejtim dalje emergjence djathtas
	Ndriçues mthor, 30W, 4K, 3300lm		Drejtim dalje emergjence majtas
	Ndriçues murat tek shkallet, 24W, 4K, 1920lm		Sensor optik detektim zjarri
	Çelës 1P i=10A 250V		Pulsant i rryeshem ne rast zjarri
	Kuti shpërndarëse 10x10 ip55		Pajisje njmerusese optiko-akustike ne rast zjarri
	Kuti shpërndarëse 110x150 ip55		Kamer dome 4mp
	Prize shuko 2P+E; 16A /230 V furnizimi nyst gen		Monitor 32 inch
	Prize shuko 2P+E; 16A /230 V furnizimi ups		Rack Data 22U
	Pika lidhje direkte 3 fazore		Kanaline e brimezuar per furojne
	Pika lidhje direkte 1 fazore		Kanaline e brimezuar per rrymat e dobta
	Kuader elektrik		Linje internet, DATA
	Prize internet		Linje zjarri
	Linje furoje per furnizim paneleash		Fiber Optike SM 2C
	Linje ndricimi		Sensor Alarmi Volumetrik montim jashte muri
	Linje prizash		Sirene Alarmi e brendshme/jashtme
	Card reader		Tastiere aktivizimi/caktivizim sistemit alarmit
	Kamer Dome 4mpx		Brava/kondrabraza elektrike

Autoriteti kontraktor:

Emertimi:

Kanalina Elektrike
Plani i Katit 0

Vendndodhja:
Kamëz, Tiranë

Projekti elektrik:

Atria Studio

Atria Studio
Nr. Lic. N. 6853/5

ING. Vaso Papamihali
Nr. Lic. E.1188/1

Shenim: Para fillimit te punimeve, te behen matjet ne vend. Per cdo mosperputhje, te behet pershtatja sipas dimensioneve faktike.

Mars 2026

Kanalina Elektrike Rrymave te Dobeta: Kati +1

Sh1:100

06

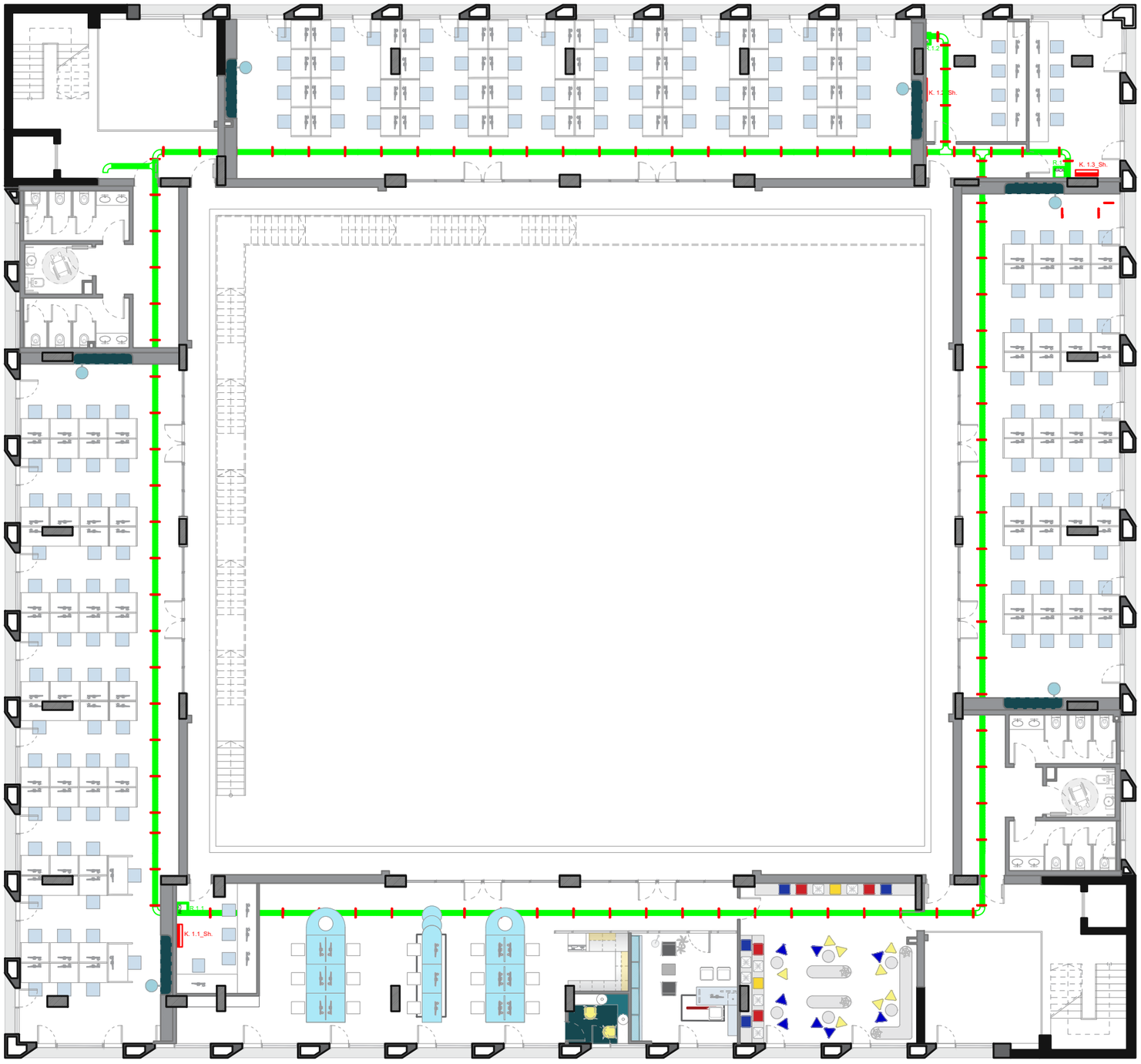

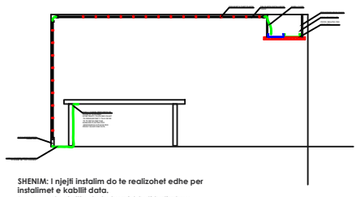

SHENIM: I njejti instalim do te realizohet edhe per instalimet e kabllit data.
Pra per cdo zbritje do te kemi 2 kuti kalimtare

LEGJENDA E SIMBOLEVE ELEKTRIKE

SIMBOLI	PERSHKRIMI	SIMBOLI	PERSHKRIMI
	Shirit led 12V/m, 4K, basikke difuzorn Shirit led 9W/m, 4K, montuar tek mobiljet e klasave		Mikrofon
	Ndriçues gatesor i klasave, 32W, 4K, 4400lm		Drejtim dalje emergjence
	Ndriçues LED, tip 60x60, 36W, 4K, 4000lm		Drejtim dalje emergjence djathtas
	Ndriçues mthor, 30W, 4K, 3300lm		Drejtim dalje emergjence majtas
	Ndriçues murat tek shkallet, 24W, 4K, 1920lm		Sensor optik detektim zjarri
	Çelës 1P i=10A 250V		Pulsant i thyeshem ne rast zjarri
	Kuti shpërndarëse 10x10 ip55		Pajisje njmerusese optiko-akustike ne rast zjarri
	Kuti shpërndarëse 110x150 ip55		Kamer dome 4mp
	Prize shuko 2P+E; 16A /230 V furnizimi nyst gen		Monitor 32 inch
	Prize shuko 2P+E; 16A /230 V furnizimi ups		Rack Data 22U
	Pika lidhje direkte 3 fazore		Kanaline e brimezuar per fusqine
	Pika lidhje direkte 1 fazore		Kanaline e brimezuar per rrymat e dobta
	Kuader elektrik		Linje internet, DATA
	Prize internet		Linje zjarri
	Linje fusqe per furnizim paneleash		Fiber Optike SM 2C
	Linje ndricimi		Sensor Alarmi Vidumatik montim jashte muri
	Linje prizash		Sirene Alarmi e brendshme/jashtme
	Card reader		Tastiere aktivizimi/çaktivizim sistemit alarmit
	Kamer Dome 4mpx		Brava/kondrabraza elektrike

Autoriteti kontraktor:

Emertimi:

Kanalina Elektrike
Plani i Katit +1

Vendndodhja:
Kamëz, Tiranë

Projekti elektrik:

Atria Studio

Atria Studio
Nr. Lic. N. 6853/5

ING. Vaso Papamihali
Nr. Lic. E.1188/1

Shenim: Para fillimit te punimeve, te behen matjet ne vend. Per cdo mosperputhje, te behet pershtatja sipas dimensioneve faktike.

Mars 2026

Kanalina Elektrike Rrymave te Dobeta: Kati +2

Sh1:100

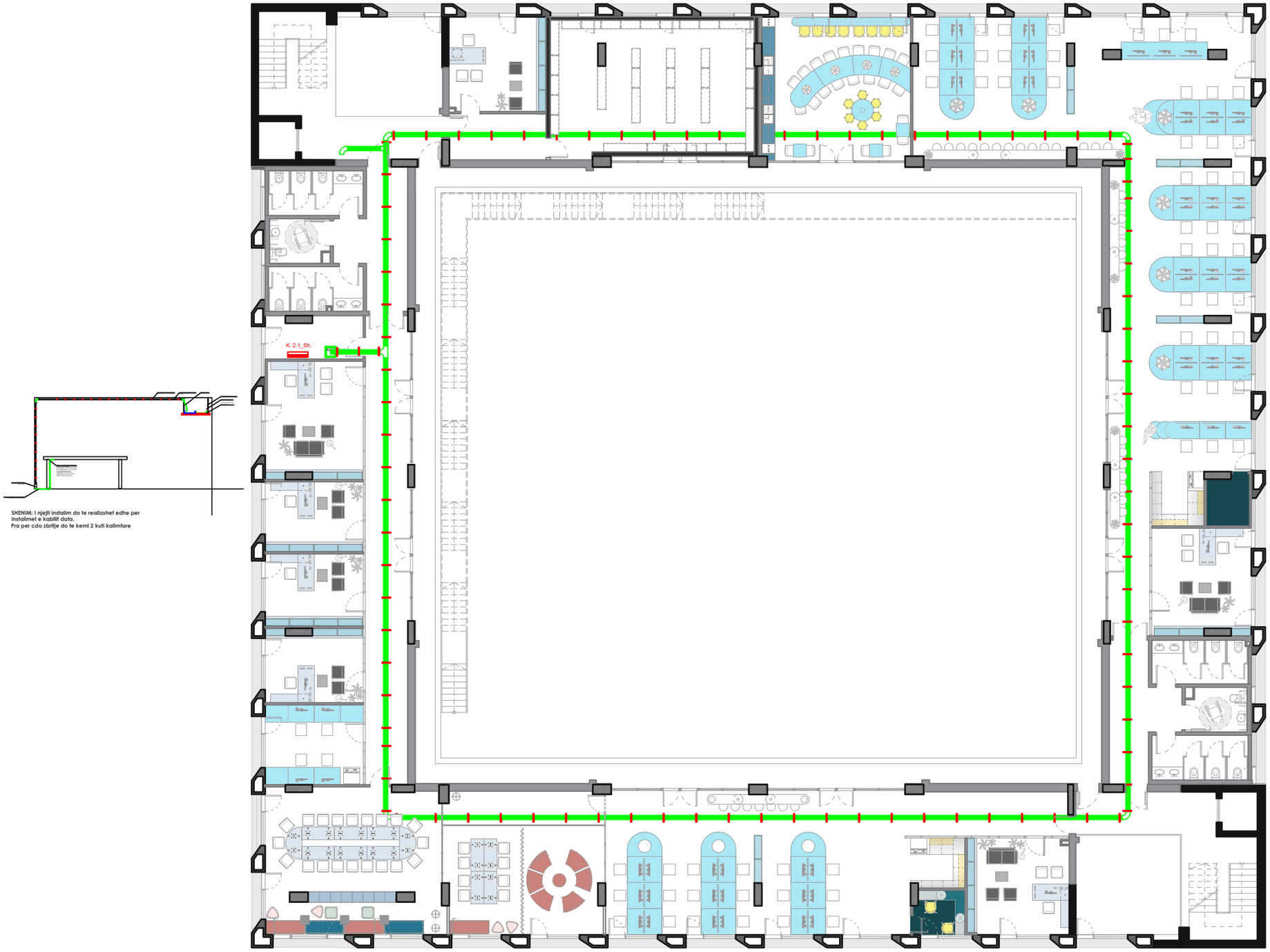

LEGJENDA E SIMBOLEVE ELEKTRIKE

SIMBOLI	PERSHKRIMI	SIMBOLI	PERSHKRIMI
	Shirit led 12W/m, 4K, basiike difuzorn Shirit led 9W/m, 4K, montuar tek mullijët e klasave		Mikrofon
	Ndriçues gjatesor i klasave, 32W, 4K, 4400lm		Drejtim dalje emergence
	Ndriçues LED, tip 60x60, 36W, 4K, 4000lm		Drejtim dalje emergence djathtas
	Ndriçues mthor, 30W, 4K, 3300lm		Drejtim dalje emergence majtas
	Ndriçues murat tek shkallet, 24W, 4K, 1920lm		Sensor optik detektim zjarri
	Çelës 1P i=10A 250V		Pulsant i thyeshem ne rast zjarri
	Kuti shpërndarëse 10x10 ip55		Prajtje njmerrëse optiko-akustike ne rast zjarri
	Kuti shpërndarëse 110x150 ip55		Kamer dome 4mp
	Prize shuko 2P+E; 16A /230 V furnizimi nyat gen		Monitor 32 inch
	Prize shuko 2P+E; 16A /230 V furnizimi ups		Rack Data 22U
	Pika lidhje direkte 3 fazore		Kanaline e brimezuar per furojne
	Pika lidhje direkte 1 fazore		Kanaline e brimezuar per rrymat e dobita
	Kuader elektrik		Linja internet, DATA
	Prize internet		Linja zjarri
	Linja furoje per furnizim paneleash		Fiber Optike SM 2C
	Linja ndricimi		Sensor Alarmi Vëllimatik montim jashte muri
	Linja prizash		Sirene Alarmi e brendshme/jashtme
	Card reader		Tastiere aktivizimi/çaktivizim sistemit alarmit
	Kamer Dome 4mpx		Bravë/kondrabraxa elektrike

Autoriteti kontraktor:

Emertimi:

Kanalina Elektrike
Plani i Katit +2

Vendndodhja:
Kamëz, Tiranë

Projekti elektrik:

Atria Studio

Atria Studio
Nr. Lic. N. 6853/5

ING. Vaso Papamihali
Nr. Lic. E.1188/1

Shenim: Para fillimit te punimeve, te behen matjet ne vend. Per cdo mosperputhje, te behet pershtatja sipas dimensioneve faktike.

Mars 2026

Priza Fuqi Motorrike: Kati -1

Sh1:100

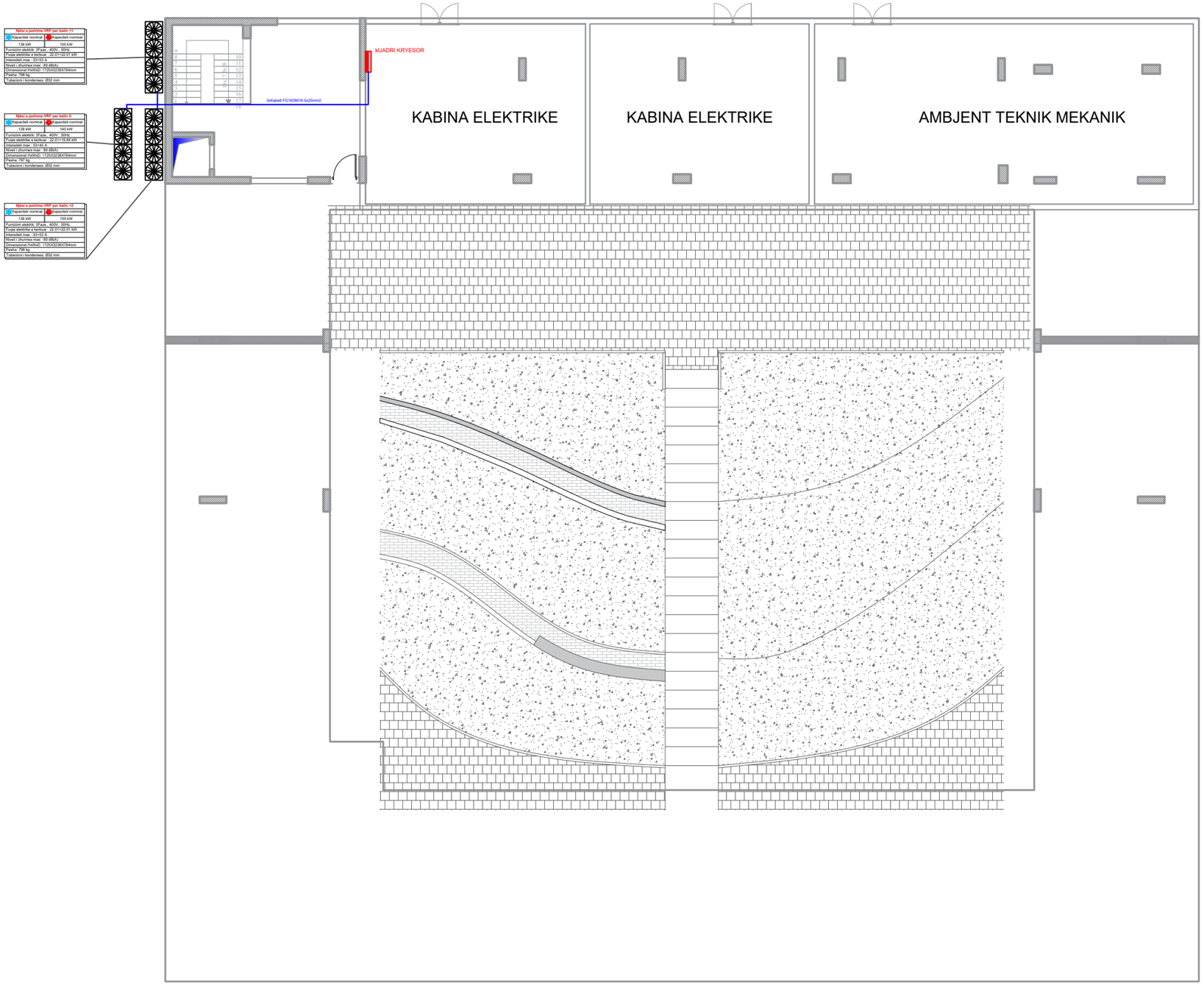

LEGJENDA E SIMBOLEVE ELEKTRIKE

SIMBOLI	PERSHKRIMI	SIMBOLI	PERSHKRIMI
	Shirit led 12V/m, 4K, basikë difuzorë Shirit led 9W/m, 4K, montuar tek mobiljet e klasave		Mikrofon
	Ndriçues gjatesor i klasave, 32W, 4K, 4400lm		Drejtim dalje emergence
	Ndriçues LED, tip 60x60, 36W, 4K, 4000lm		Drejtim dalje emergence djathtas
	Ndriçues mullar, 30W, 4K, 3300lm		Drejtim dalje emergence majtas
	Ndriçues murat tek dhëndëll, 24W, 4K, 1920lm		Sensor optik detektim zjarri
	Çelës 1P i=10A 250V		Pulsant i rrjedshëm ne rast zjarri
	Kuti shpërndarëse 10x10 ip55		Pajisje lajmeruese optiko-akustike ne rast zjarri
	Kuti shpërndarëse 110x150 ip55		Kamer dome 4mp
	Prize shuko 2P+E; 16A /230 V furnizimi rrjet gen		Monitor 32 inch
	Prize shuko 2P+E; 16A /230 V furnizimi ups		Rack Data 22U
	Pika lidhje direkte 3 fazore		Kanaline e brimezuar per fuqizime
	Pika lidhje direkte 1 fazore		Kanaline e brimezuar per rrymat e dobta
	Kuader elektrik		Linja internet, DATA
	Prize internet		Linja zjarri
	Linja fuqie per furnizim paneleshi		Fiber Optike SM 2C
	Linja ndricimi		Sensor Alarmi Volumetrik montim jashte muri
	Linja prizash		Sirene Alarmi e brendshme/jashtme
	Card reader		Tastiera aktivizimi/çaktivizimi sistemit alarmit
	Kamer Dome 4mpx		Brava/kondrabrava elektrike

Autoriteti kontraktor:

Emertimi:

Priza Fuqi Motorrike
Plani i Katit -1

Vendndodhja:
Kamëz, Tiranë

Projekti elektrik:

Atria Studio

Atria Studio
Nr. Lic. N. 6853/5

ING. Vaso Papamihali
Nr. Lic. 1188/1

Shenim: Para fillimit te punimeve, te behen matjet ne vend. Per cdo mosperputhje, te behet pershtatja sipas dimensioneve faktike.

Mars 2026

Priza Fuqi Motorrike: Kati 0

Sh1:100

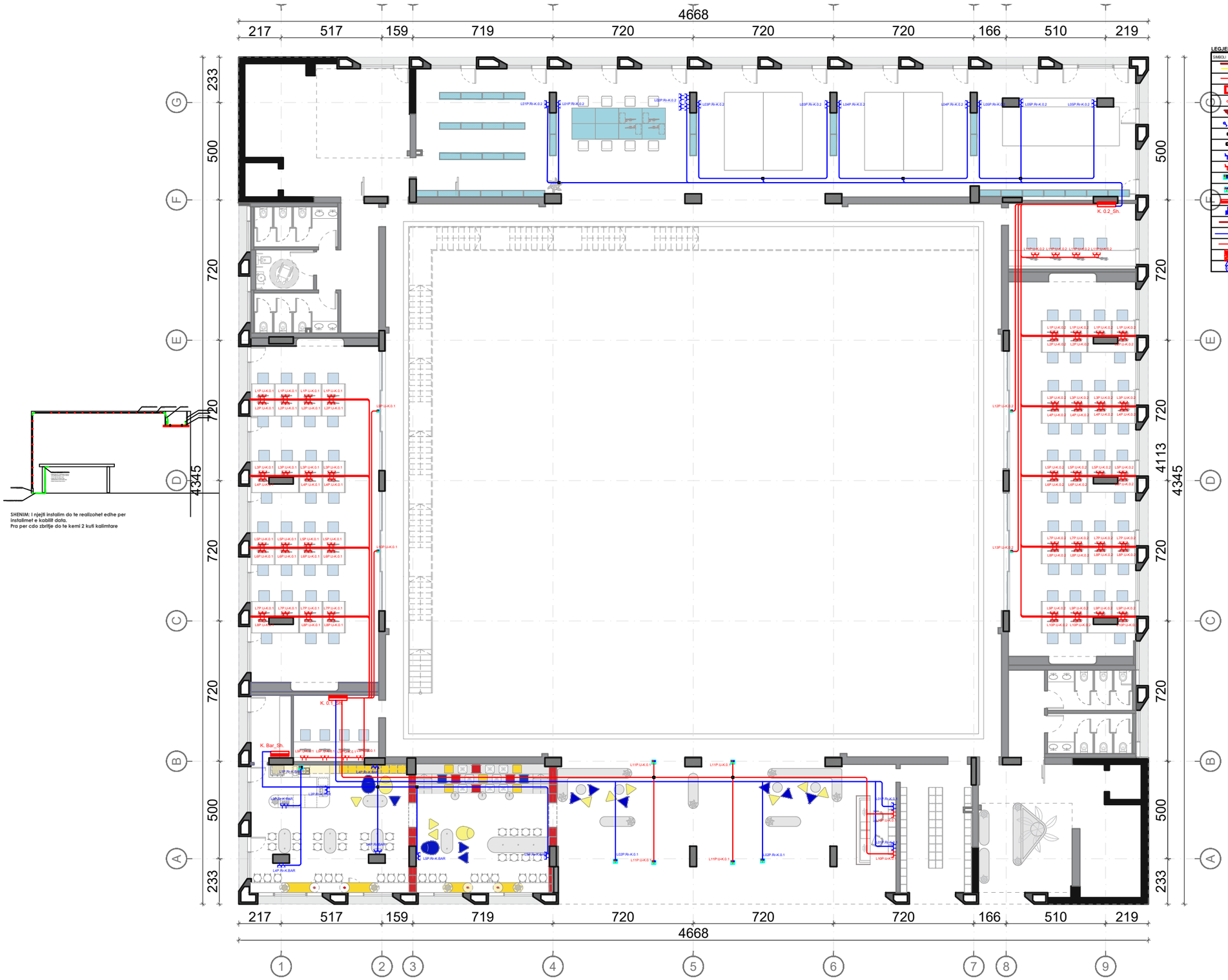

LEGJENDA E SIMBOLEVE ELEKTRIKE

SIMBOLI	PERSHKRIMI	SIMBOLI	PERSHKRIMI
	Shirit led 12W/m, 4K, basiske difuzoron Shirit led 9W/m, 4K, montuar tek mobijlat e klasave		Mikrofon
	Ndriçues gjatesor i klasave, 32W, 4K, 4400lm		Drejtim dalje emergjence
	Ndriçues LED, tip 60x60, 36W, 4K, 4000lm		Drejtim dalje emergjence djathtas
	Ndriçues mether, 30W, 4K, 3300lm		Drejtim dalje emergjence majtas
	Ndriçues mural tek shkallet, 24W, 4K, 1920lm		Sensor optik detektim zjarri
	Çelës 1P in10A - 250V		Pulsant i ftyesherm ne rast zjarri
	Kuti shpërndarëse 10x10 ip55		Pllaçka lajmerimese optiko-akustike ne rast zjarri
	Kuti shpërndarëse 110x150 ip55		Kamer dome 4mp
	Priza shuko 2P+E; 16A 0.30 V furnizimi rrjet gen		Monitor 32 inch
	Priza shuko 2P+E; 16A 0.30 V furnizimi ups		Rack Data 22U
	Pika lidhje direkte 3 fazore		Kanaline e brimezuar per fuqinë
	Pika lidhje direkte 1 fazore		Kanaline e brimezuar per mymat e dobta
	Kuadër elektrik		Linja internet, DATA
	Prize internet		Linja zjarri
	Linja fuqie per furnizim paneleash		Fiber Optika SM 2C
	Linja ndricimi		Sensor Alarmi Volumatik monton jashta muri
	Linja prizash		Sirenë Alarmi e brendshme/jashtme
	Card reader		Tastiere aktivizim/caktivizim sistemit alarmit
	Kamer Dome 4mpx		Bravë/kondrabraze elektrike

Autoriteti kontraktor:

Emertimi:

Priza Fuqi Motorrike
Plani i Katit 0

Vendndodhja:
Kamëz, Tiranë

Projekti elektrik:

Atria Studio

Atria Studio
Nr. Lic. N. 6853/5

ING. Vaso Papamihali
Nr. Lic. E.1188/1

Mars 2026

Shenim: Para fillimit te punimeve, te behen matjet ne vend. Per cdo mosperputhje, te behet pershtatja sipas dimensioneve faktike.

Priza Fuqi Motorrike: Kati +1

Sh1:100



LEGJENDA E SIMBOLEVE ELEKTRIKE

SIMBOLI	PERSHKRIMI	SIMBOLI	PERSHKRIMI
	Shirit led 12W/m, 4K, bashkëe difuzorin Shirit led 9W/m, 4K, montuar tek mobiljet e kiasave		Mikrofon
	Ndriçues gjatesor i klasave, 32W, 4K, 4400lm		Drejtim dalje emergjence
	Ndriçues LED, tip 60x60, 36W, 4K, 4000lm		Drejtim dalje emergjence djathtas
	Ndriçues mullar, 30W, 4K, 3300lm		Drejtim dalje emergjence majtas
	Ndriçues mural tek shkallet, 24W, 4K, 1920lm		Sensor optik detektim zjarri
	Çelës 1P in10A - 250V		Pulsant i ifyeshem ne rast zjarri
	Kuti shpërndarëse 10x10 ip55		Pllaçka lajmerëse optiko-akustike ne rast zjarri
	Kuti shpërndarëse 110x150 ip55		Kamer dome 4mp
	Priza shuko 2P+E; 16A ⏚230 V furnizimi rrjet gen		Monitor 32 inch
	Priza shuko 2P+E; 16A ⏚230 V furnizimi ups		Rack Deta 22U
	Pika lidhje direkte 3 fazore		Kanaline e brimezuar per fluqine
	Pika lidhje direkte 1 fazore		Kanaline e brimezuar per mymat e dobta
	Kuader elektrik		Linja internet, DATA
	Priza internet		Linja zjarri
	Linja fuqie per furnizim paneleash		Fiber Optike SM 2C
	Linja ndricimi		Sensor Alarmi Volumatik monton jashta muri
	Linja prizash		Sirene Alarmi e brendshme/jashtme
	Card reader		Tastiere aktivizim/caktivizim sistemit alarmit
	Kamer Dome 4mpx		Bravelkondrabraze elektrike

Autoriteti kontraktor:

Emertimi:

Priza Fuqi Motorrike
Plani i Katit +1

Vendndodhja:
Kamëz, Tiranë

Projekti elektrik:

Atria Studio

Atria Studio
Nr. Lic. N. 6853/5

ING. Vaso Papamihali
Nr. Lic. E.1188/1

Shenim: Para fillimit te punimeve, te behen matjet ne vend. Per cdo mosperputhje, te behet pershtatja sipas dimensioneve faktike.

Mars 2026

Priza Fuqi Motorrike: Kati +2

Sh1:100

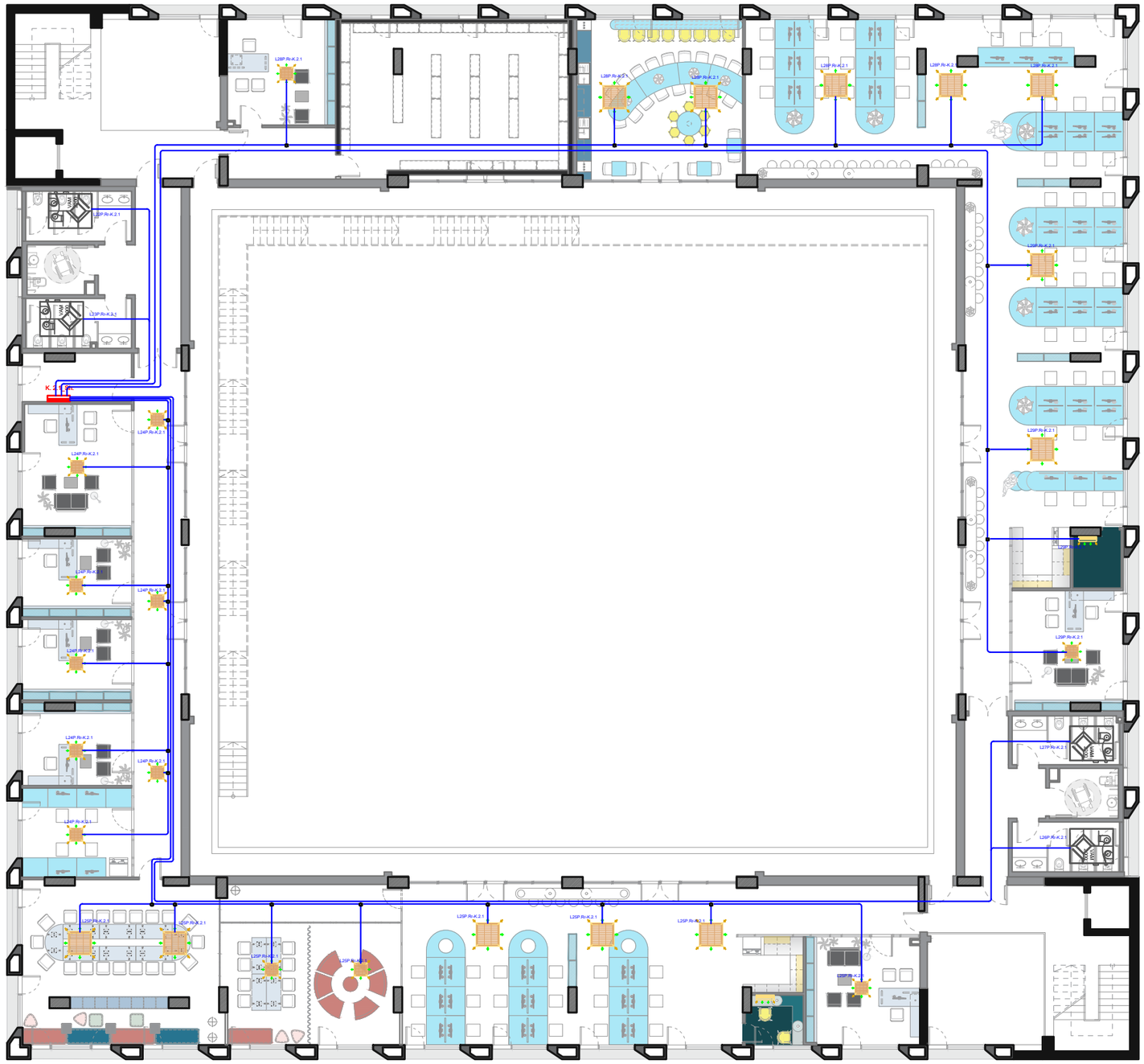

LEGJENDA E SIMBOLEVE ELEKTRIKE

SIMBOLI	PERSHKRIMI	SIMBOLI	PERSHKRIMI
	Shirit led 12V/m, 4K, basikë difuzorë Shirit led 9W/m, 4K, montuar tek mobiljet e klasave		Mikrofon
	Ndriçues gjatesor i klasave, 32W, 4K, 4400lm		Drejtim dalje emergence
	Ndriçues LED, tip 60x60, 36W, 4K, 4000lm		Drejtim dalje emergence djathtas
	Ndriçues mthor, 30W, 4K, 3300lm		Drejtim dalje emergence majtas
	Ndriçues murat tek shkallet, 24W, 4K, 1920lm		Sensor optik detektim zjarri
	Çelës 1P i=10A 250V		Pulsant i thyeshem ne rast zjarri
	Kuti shpërndarëse 10x10 ip55		Pajisje njmerusese optiko-akustike ne rast zjarri
	Kuti shpërndarëse 110x150 ip55		Kamer dome 4mp
	Prize shuko 2P+E; 16A /230 V furnizimi nyat gen		Monitor 32 inch
	Prize shuko 2P+E; 16A /230 V furnizimi ups		Rack Data 22U
	Pika lidhje direkte 3 fazore		Kanaline e brimezuar per fuqizne
	Pika lidhje direkte 1 fazore		Kanaline e brimezuar per rrymat e dobta
	Kuader elektrik		Linje internet, DATA
	Prize internet		Linje zjarri
	Linje fuqie per furnizim paneleash		Fiber Optike SM 2C
	Linje ndricimi		Sensor Alarmi Vidumatik montim jashte muri
	Linje prizash		Sirene Alarmi e brendshme/jashtme
	Card reader		Tastiere aktivizimi/caktivizim sistemit alarmit
	Kamer Dome 4mpx		Brave/kondrabraze elektrike

Autoriteti kontraktor:

Emertimi:

Priza Fuqi Motorrike
Plani i Kati +2

Vendndodhja:
Kamëz, Tiranë

Projekti elektrik:

Atria Studio

Atria Studio
Nr. Lic. N. 6853/5

ING. Vaso Papamihali
Nr. Lic. 1188/1

Shenim: Para fillimit te punimeve, te behen matjet ne vend. Per cdo mosperputhje, te behet pershtatja sipas dimensioneve faktike.

Mars 2026

Priza Fuqi Motorrike: Kati +2

Sh1:100

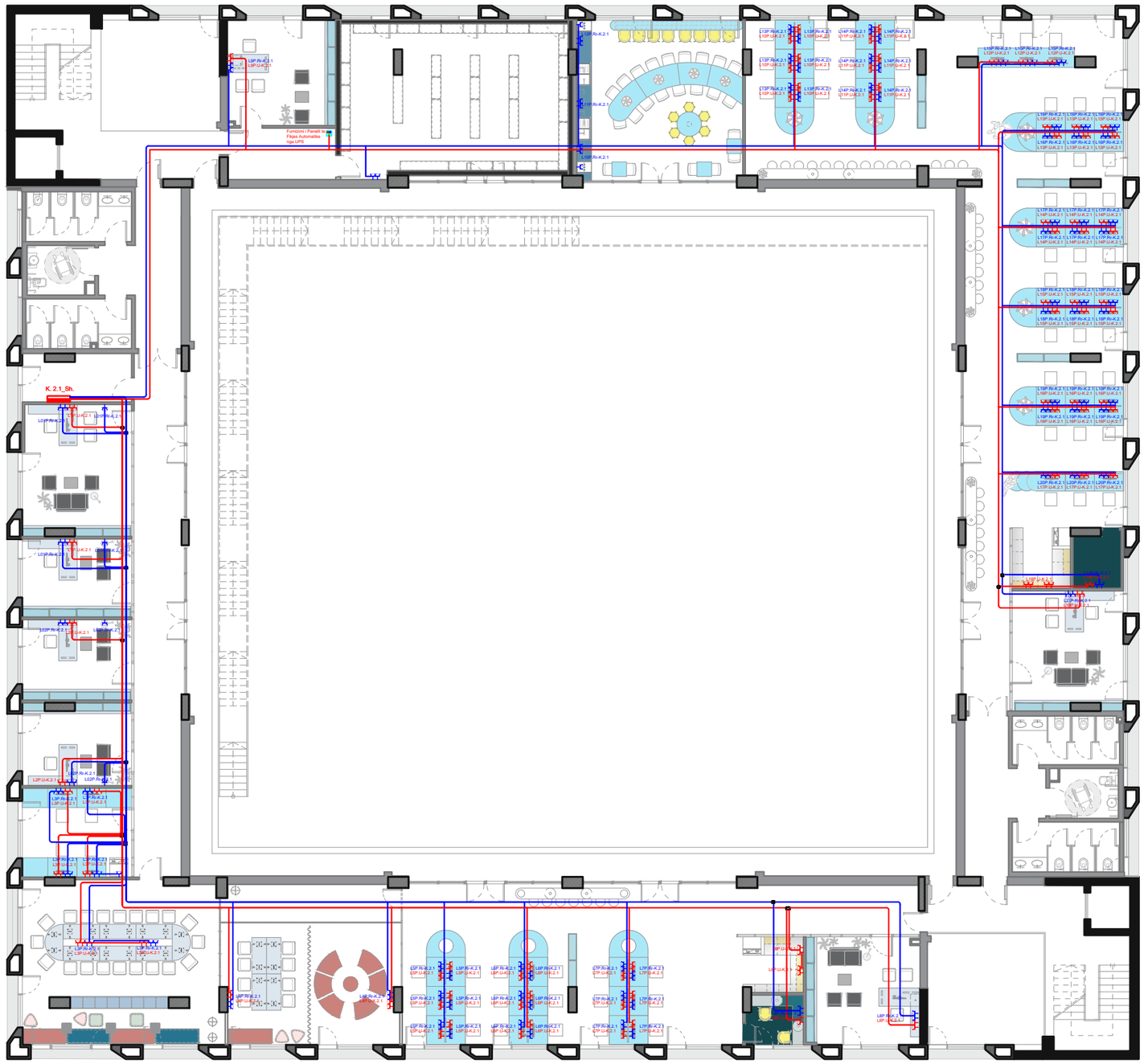

LEGJENDA E SIMBOLEVE ELEKTRIKE

SIMBOLI	PERSHKRIMI	SIMBOLI	PERSHKRIMI
	Shirit led 12V/m, 4K, basikë difuzorë Shirit led 9W/m, 4K, montuar tek mobiljet e klasave		Mikrofon
	Ndriçues gatesor i klasave, 32W, 4K, 4400lm		Drejtim dalje emergjence
	Ndriçues LED, tip 60x60, 36W, 4K, 4000lm		Drejtim dalje emergjence djathtas
	Ndriçues mthor, 30W, 4K, 3300lm		Drejtim dalje emergjence majtas
	Ndriçues murat tek shkallet, 24W, 4K, 1920lm		Sensor optik detektim zjarri
	Çelës 1P i=10A 250V		Pulsant i thyeshem ne rast zjarri
	Kuti shpërndarëse 10x10 ip55		Pajisje njmerusese optiko-akustike ne rast zjarri
	Kuti shpërndarëse 110x150 ip55		Kamer dome 4mp
	Prize shuko 2P+E; 16A /230 V furnizimi nyat gen		Monitor 32 inch
	Prize shuko 2P+E; 16A /230 V furnizimi ups		Rack Data 22U
	Pika lidhje direkte 3 fazore		Kanaline e brimezuar per fuqizne
	Pika lidhje direkte 1 fazore		Kanaline e brimezuar per mrymat e dobita
	Kuader elektrik		Linje internet, DATA
	Prize internet		Linje zjarri
	Linje fuqie per furnizim paneleash		Fiber Optike SM 2C
	Linje ndricimi		Sensor Alarmi Vidumatik montim jashte muri
	Linje prizash		Sirene Alarmi e brendshme/jashtme
	Card reader		Tastiere aktivizimi/caktivizim sistemit alarmit
	Kamer Dome 4mpx		Brava/kondrabraza elektrike

Autoriteti kontraktor:

Emertimi:

Priza Fuqi Motorrike
Plani i Katit 2

Vendndodhja:
Kamëz, Tiranë

Projekti elektrik:

Atria Studio

Atria Studio
Nr. Lic. N. 6853/5

ING. Vaso Papamihali
Nr. Lic. E.1188/1

Shenim: Para fillimit te punimeve, te behen matjet ne vend. Per cdo mosperputhje, te behet pershtatja sipas dimensioneve faktike.

Mars 2026

Priza Fuqi Motorrike: Kati 0

Sh1:100

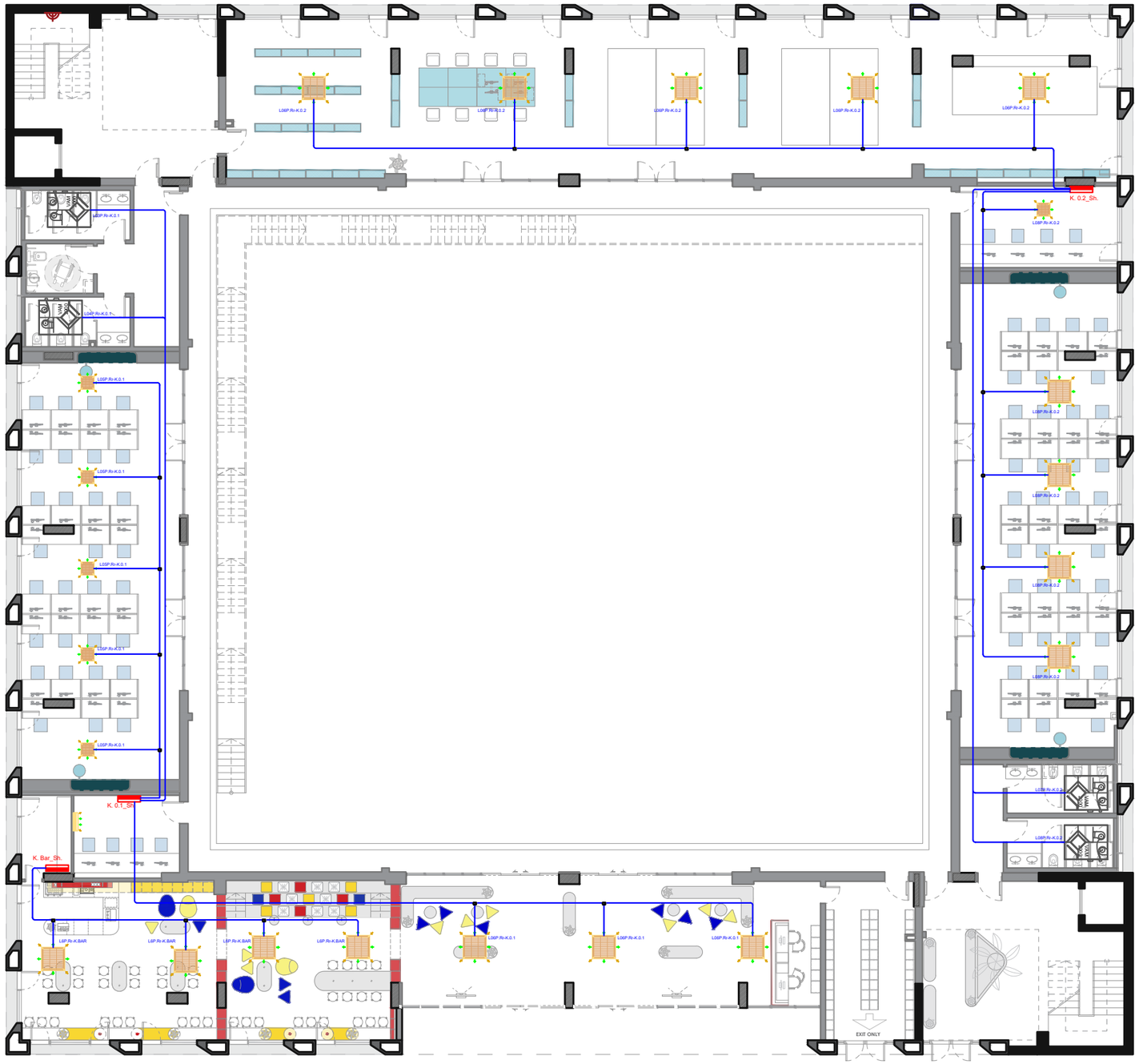

LEGJENDA E SIMBOLEVE ELEKTRIKE

SIMBOLI	PERSHKRIMI	SIMBOLI	PERSHKRIMI
	Shirit led 12V/1m, 4K, basikke difuzorin Shirit led 9W/m, 4K, montuar tek mobiljet e klasave		Mikrofon
	Ndriçues gatesor i klasave, 32W, 4K, 4400lm		Drejtim dalje emergence
	Ndriçues LED, tip 60x60, 36W, 4K, 4000lm		Drejtim dalje emergence djathtas
	Ndriçues mthor, 30W, 4K, 3300lm		Drejtim dalje emergence majtas
	Ndriçues murat tek shkallet, 24W, 4K, 1920lm		Sensor optik detektim zjarri
	Çelës 1P i=10A 250V		Pulsant i thyeshem ne rast zjarri
	Kuti shpërndarëse 10x10 ip55		Pajisje njmerusese optiko-akustike ne rast zjarri
	Kuti shpërndarëse 110x150 ip55		Kamer dome 4mp
	Prize shuko 2P+E; 16A /230 V furnizimi nyat gen		Monitor 32 inch
	Prize shuko 2P+E; 16A /230 V furnizimi ups		Rack Data 22U
	Pika lidhje direkte 3 fazore		Kanaline e brimezuar per fuqizne
	Pika lidhje direkte 1 fazore		Kanaline e brimezuar per mryma e dobta
	Kuader elektrik		Linja internet, DATA
	Prize internet		Linja zjarri
	Linja fuqie per furnizim paneleash		Fiber Optike SM 2C
	Linja ndricimi		Sensor Alarmi Volumetrik montim jashte muri
	Linja prizash		Sirene Alarmi e brendshme/jashtme
	Card reader		Tastiere aktivizimi/caktivizim sistemit alarmit
	Kamer Dome 4mpx		Brava/kondrabraza elektrike

Autoriteti kontraktor:

Emertimi:

Priza Fuqi Motorrike
Plani i Kati 0

Vendndodhja:
Kamëz, Tiranë

Projekti elektrik:

Atria Studio

Atria Studio
Nr. Lic. N. 6853/5

ING. Vaso Papamihali
Nr. Lic. E.1188/1

Shenim: Para fillimit te punimeve, te behen matjet ne vend. Per cdo mosperputhje, te behet pershtatja sipas dimensioneve faktike.

Mars 2026

Priza Fuqi Motorrike: Kati +1

Sh1:100

LEGJENDA E SIMBOLEVE ELEKTRIKE

SIMBOLI	PERSHKRIMI	SIMBOLI	PERSHKRIMI
	Shirit led 12V/m, 4K, bashke difuzorin Shirit led 9W/m, 4K, montuar tek mobiljet e klasave		Mikrofon
	Ndriçues gatesor i klasave, 32W, 4K, 4400lm		Drejtim dalje emergence
	Ndriçues LED, tip 60x60, 36W, 4K, 4000lm		Drejtim dalje emergence djathtas
	Ndriçues mthor, 30W, 4K, 3300lm		Drejtim dalje emergence majtas
	Ndriçues murat tek shkallet, 24W, 4K, 1920lm		Sensor optik detektim zjarri
	Çelës 1P i=10A 250V		Pulsant i thyeshem ne rast zjarri
	Kuti shpërndarëse 10x10 ip55		Prajnje lajmeruese optiko-akustike ne rast zjarri
	Kuti shpërndarëse 110x150 ip55		Kamer dome 4mp
	Prize shuko 2P+E; 16A /230 V furnizimi nyat gen		Monitor 32 inch
	Prize shuko 2P+E; 16A /230 V furnizimi ups		Rack Data 22U
	Pika lidhje direkte 3 fazore		Kanaline e brimezuar per fuqizime
	Pika lidhje direkte 1 fazore		Kanaline e brimezuar per mryma e dobta
	Kuader elektrik		Linje internet, DATA
	Prize internet		Linje zjarri
	Linje fuqie per furnizim panelesh		Fiber Optike SM 2C
	Linje ndricimi		Sensor Alarmi Volumetrik montim jashte muri
	Linje prizash		Sirene Alarmi e brendshme/jashtme
	Card reader		Tastiere aktivizimi/çaktivizimi sistemit alarmit
	Kamer Dome 4mpx		Bravë/kondrabraxa elektrike

Autoriteti kontraktor:

Emertimi:

Priza Fuqi Motorrike
Plani i Kati +1

Vendndodhja:
Kamëz, Tiranë

Projekti elektrik:

Atria Studio

Atria Studio
Nr. Lic. N. 6853/5

ING. Vaso Papamihali
Nr. Lic. E.1188/1

Shenim: Para fillimit te punimeve, te behen matjet ne vend. Per cdo mosperputhje, te behet pershtatja sipas dimensioneve faktike.

Mars 2026

SKEMA KRYESORE E FURNIZIMIT ME ENERGJI

Sh1:100

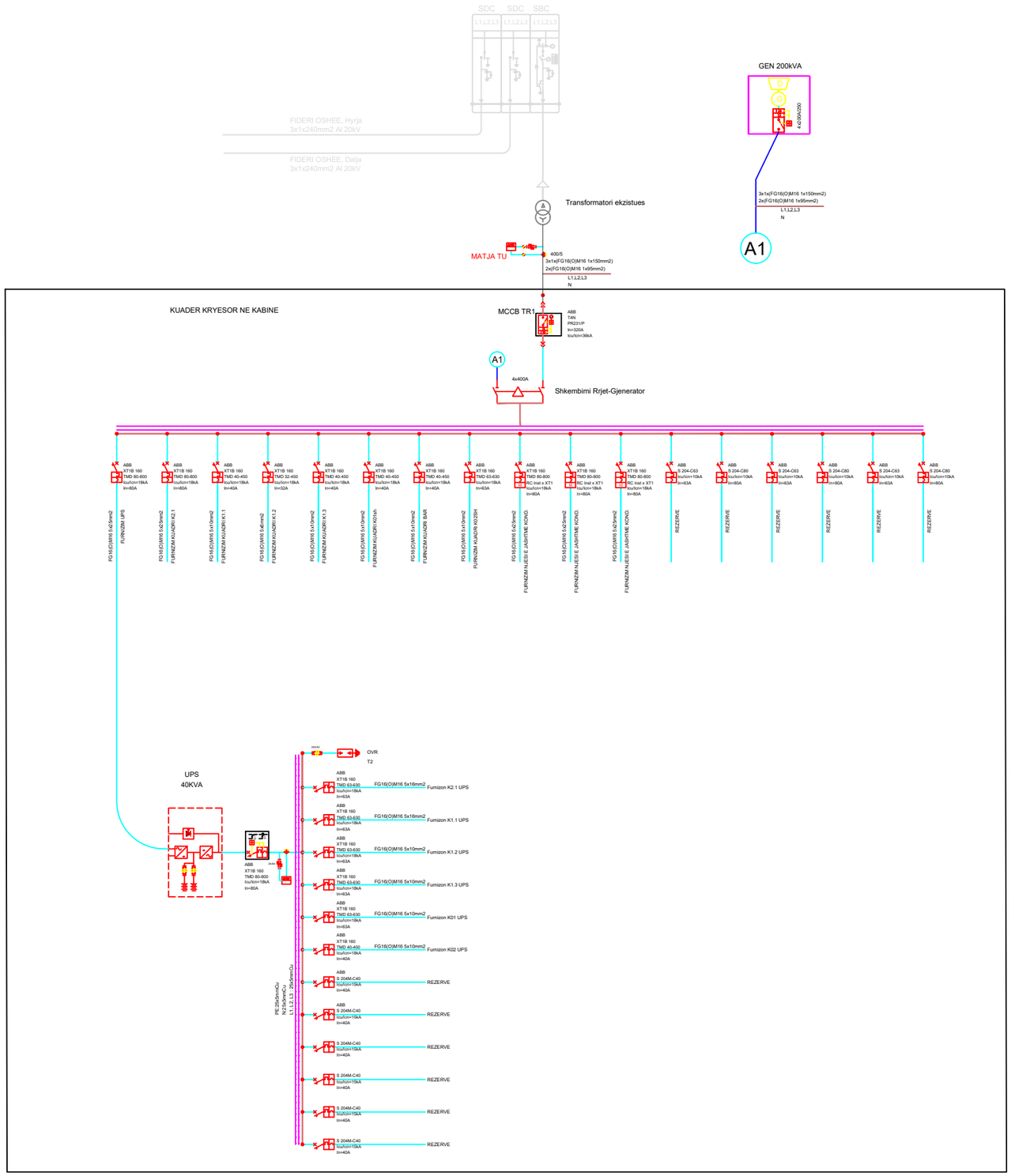

Autoriteti kontraktor:

Emertimi:

SKEMA KRYESORE
E FURNIZIMIT

Vendndodhja:
Kamëz, Tiranë

Projekti elektrik:

Atria Studio

Atria Studio
Nr. Lic. N. 6853/5

ING. Vaso Papamihali
Nr. Lic. 1188/1

Shenim: Para fillimit te punimeve, te behen matjet ne vend. Per cdo mosperputhje, te behet pershtatja sipas dimensioneve faktike.

Mars 2026

Ndricimi: Kati 0

Sh1:100

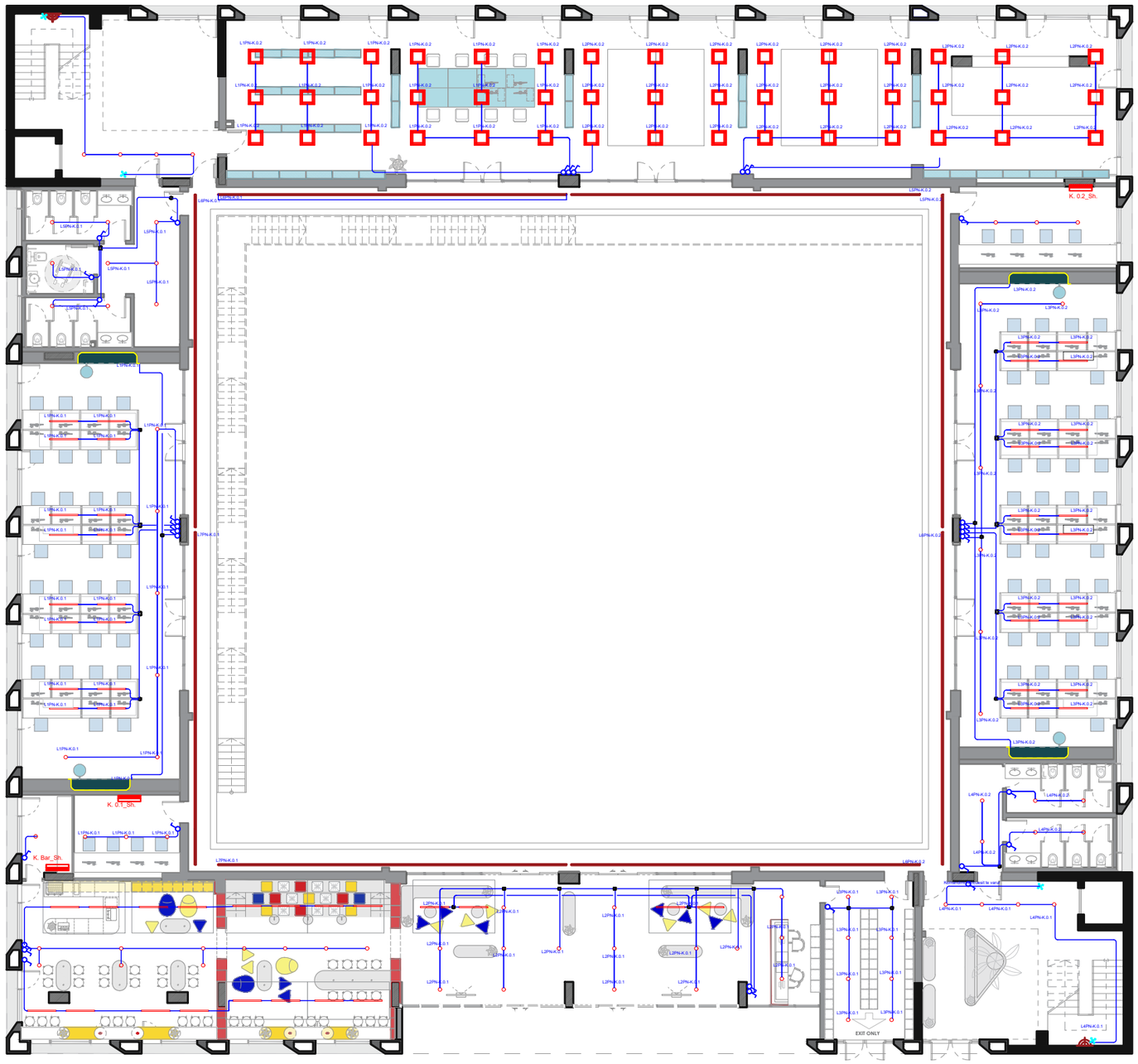

LEGJENDA E SIMBOLEVE ELEKTRIKE

SIMBOLI	PËRSHKRIMI	SIMBOLI	PËRSHKRIMI
	Shirit led 12V/m, 4K, basikë difuzorë Shirit led 9W/m, 4K, montuar tek mobiljet e klasave		Mikrofon
	Ndriçues gatesor i klasave, 32W, 4K, 4400lm		Drejtim dalje emergence
	Ndriçues LED, tip 60x60, 36W, 4K, 4000lm		Drejtim dalje emergence djathtas
	Ndriçues mthor, 30W, 4K, 3300lm		Drejtim dalje emergence majtas
	Ndriçues murat tek shkallet, 24W, 4K, 1920lm		Sensor optik detektim zjarri
	Çelës 1P i=10A 250V		Pulsant i thyeshem ne rast zjarri
	Kuti shpërndarëse 10x10 ip55		Prajtje njëpersonëshe optiko-akustike ne rast zjarri
	Kuti shpërndarëse 110x150 ip55		Kamer dome 4mp
	Prize shuko 2P+E; 16A /230 V furnizimi nyat gen		Monitor 32 inch
	Prize shuko 2P+E; 16A /230 V furnizimi ups		Rack Data 22U
	Pika lidhje direkte 3 fazore		Kanaline e brimezuar per fuqizime
	Pika lidhje direkte 1 fazore		Kanaline e brimezuar per mrymat e dobita
	Kuader elektrik		Linja internet, DATA
	Prize internet		Linja zjarri
	Linja fuqie per furnizim paneleash		Fiber Optike SM 2C
	Linja ndricimi		Sensor Alarmi Vëllimatik montim jashte muri
	Linja prizash		Sirene Alarmi e brendshme/jashtme
	Card reader		Tastiera aktivizimi/çaktivizimi sistemit alarmit
	Kamer Dome 4mpx		Bravë/kondrabraza elektrike

Autoriteti kontraktor:

Emertimi:

Ndricimi
Plani i Katit 0

Vendndodhja:
Kamëz, Tiranë

Projekti elektrik:

Atria Studio

Atria Studio
Nr. Lic. N. 6853/5

ING. Vaso Papamihali
Nr. Lic. E.1188/1

Shenim: Para fillimit te punimeve, te behen matjet ne vend. Per cdo mosperputhje, te behet pershtatja sipas dimensioneve faktike.

Mars 2026

Ndricimi: Kati +1

Sh1:100

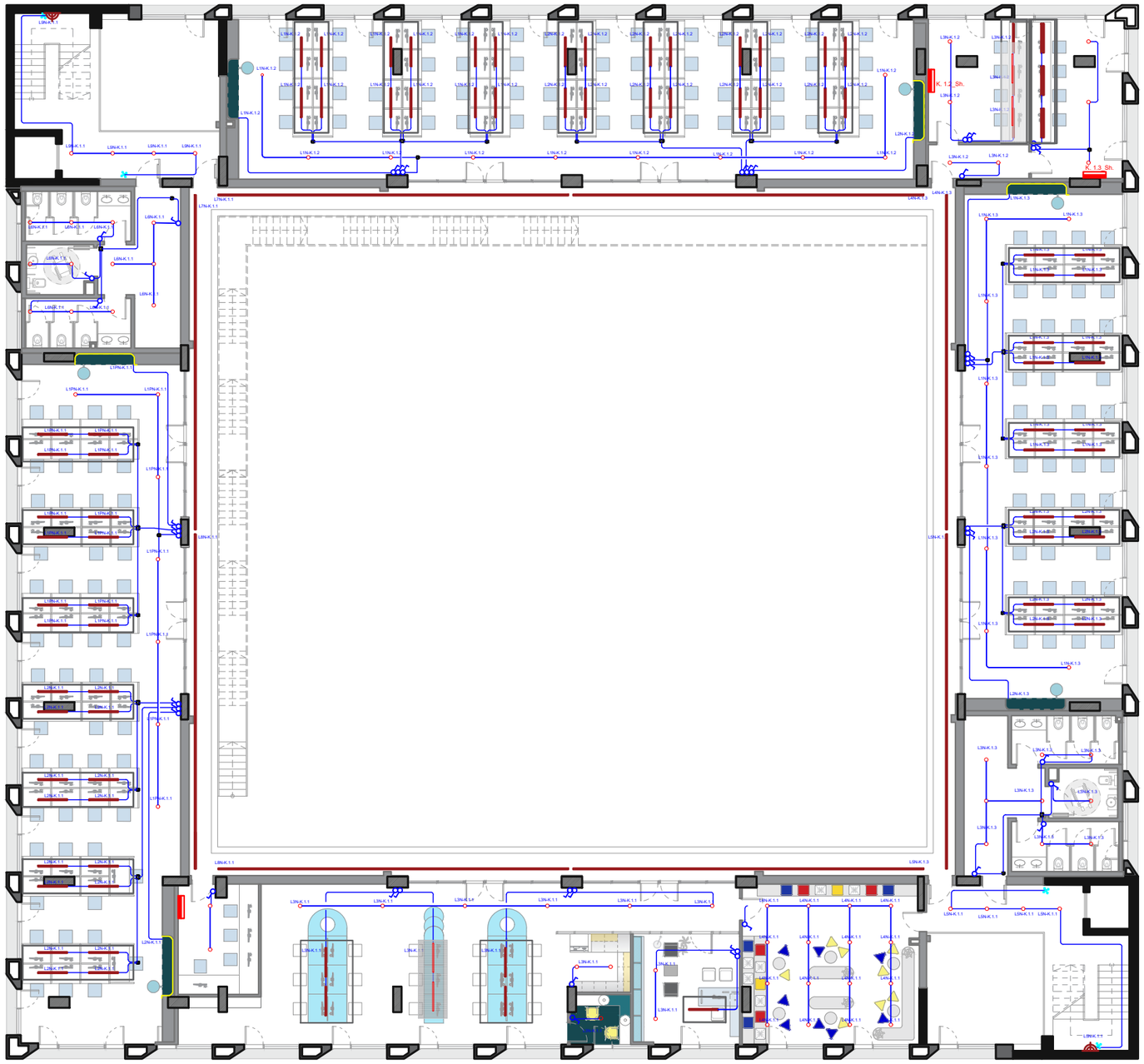

LEGJENDA E SIMBOLEVE ELEKTRIKE

SIMBOLI	PËRSHKRIMI	SIMBOLI	PËRSHKRIMI
	Shirit led 12V/m, 4K, basikke difuzorn Shirit led 9W/m, 4K, montuar tek mobiljet e klasave		Mikrofon
	Ndriçues gatesor i klasave, 32W, 4K, 4400lm		Drejtim dalje emergence
	Ndriçues LED, tip 60x60, 36W, 4K, 4000lm		Drejtim dalje emergence djathtas
	Ndriçues mthor, 30W, 4K, 3300lm		Drejtim dalje emergence majtas
	Ndriçues murat tek shkallet, 24W, 4K, 1920lm		Sensor optik detektim zjarri
	Çelës 1P i=10A 250V		Pulsant i thyeshem ne rast zjarri
	Kuti shpërndarëse 10x10 ip55		Pajisje njëmrrujese optiko-akustike ne rast zjarri
	Kuti shpërndarëse 110x150 ip55		Kamer dome 4mp
	Prize shuko 2P+E; 16A /230 V furnizimi nyat gen		Monitor 32 inch
	Prize shuko 2P+E; 16A /230 V furnizimi ups		Rack Data 22U
	Pika lidhje direkte 3 fazore		Kanaline e brimezuar per fuqizne
	Pika lidhje direkte 1 fazore		Kanaline e brimezuar per mryma e dobta
	Kuader elektrik		Linja internet, DATA
	Prize internet		Linja zjarri
	Linja fuqje per furnizim paneleash		Fiber Optike SM 2C
	Linja ndricimi		Sensor Alarmi Volumetrik montim jashte mur
	Linja prizash		Sirene Alarmi e brendshme/jashtme
	Card reader		Tastiere aktivizimi/çaktivizimi sistemit alarmit
	Kamer Dome 4mpx		Brava/kondrabraza elektrike

Autoriteti kontraktor:

Emertimi:

Ndricimi
Plani i Katit +1

Vendndodhja:
Kamëz, Tiranë

Projekti elektrik:

Atria Studio

Atria Studio
Nr. Lic. N. 6853/5

ING. Vaso Papamihali
Nr. Lic. E.1188/1

Shenim: Para fillimit te punimeve, te behen matjet ne vend. Per cdo mosperputhje, te behet pershtatja sipas dimensioneve faktike.

Mars 2026

Ndricimi: Kati +2

Sh1:100

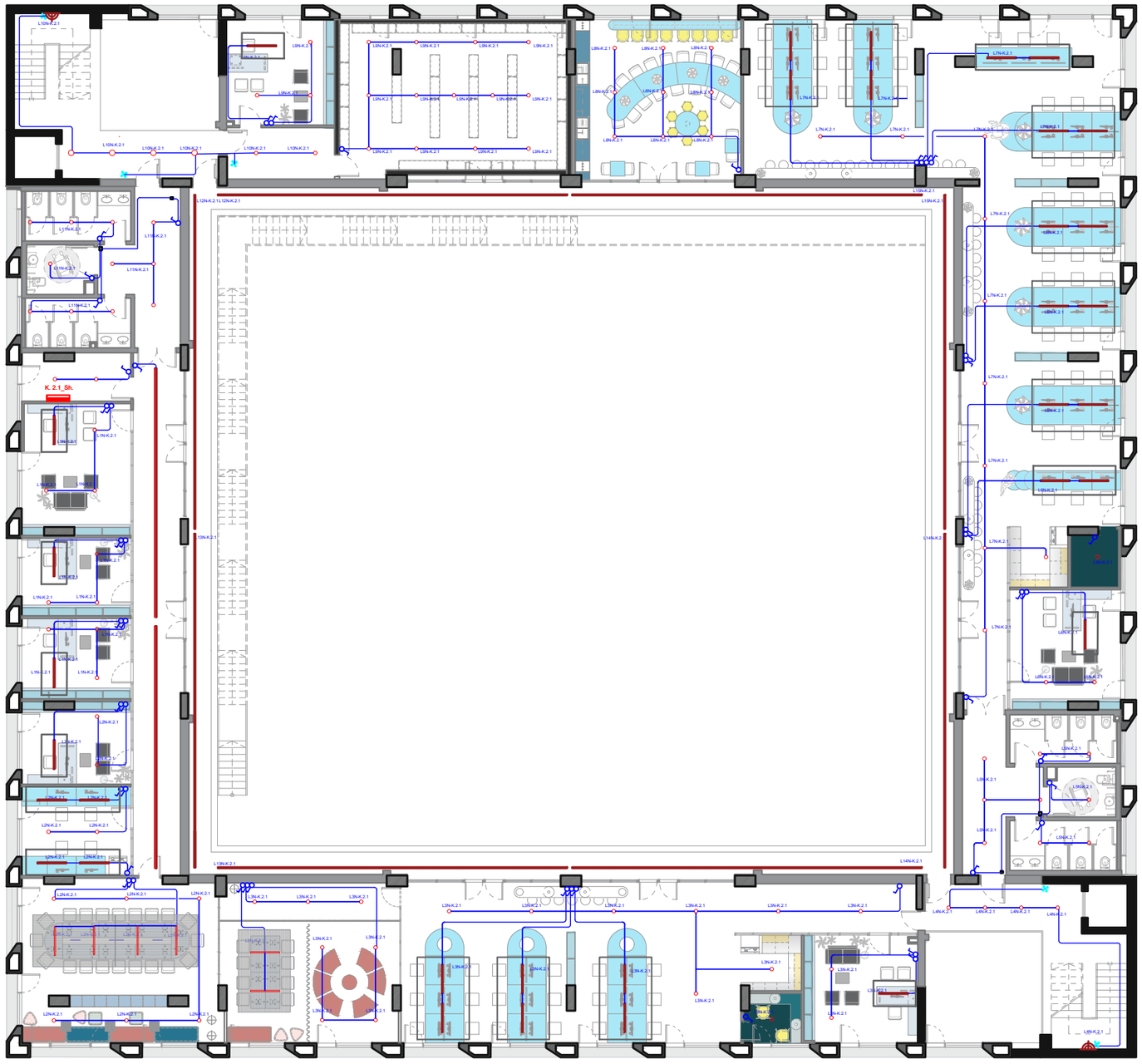

LEGJENDA E SIMBOLEVE ELEKTRIKE

SIMBOLI	PERSHKRIMI	SIMBOLI	PERSHKRIMI
	Shirit led 12V/m, 4K, bashke difuzorin Shirit led 9W/m, 4K, montuar tek mobiljet e klasave		Mikrofon
	Ndriçues gatesor i klasave, 32W, 4K, 4400lm		Drejtim dalje emergjence
	Ndriçues LED, tip 60x60, 36W, 4K, 4000lm		Drejtim dalje emergjence djathtas
	Ndriçues mthor, 30W, 4K, 3300lm		Drejtim dalje emergjence majtas
	Ndriçues murat tek shkallet, 24W, 4K, 1920lm		Sensor optik detektim zjarri
	Çelës 1P i=10A 250V		Pulsant i thyeshem ne rast zjarri
	Kuti shpërndarëse 10x10 ip55		Pajisje lajmeruese optiko-akustike ne rast zjarri
	Kuti shpërndarëse 110x150 ip55		Kamer dome 4mp
	Prize shuko 2P+E; 16A /230 V furnizimi nyst gen		Monitor 32 inch
	Prize shuko 2P+E; 16A /230 V furnizimi ups		Rack Data 22U
	Pika lidhje direkte 3 fazore		Kanaline e brimezuar per fusqine
	Pika lidhje direkte 1 fazore		Kanaline e brimezuar per mryma e dobta
	Kuader elektrik		Linje internet, DATA
	Prize internet		Linje zjarri
	Linje fusqe per furnizim panelesh		Fiber Optike SM 2C
	Linje ndricimi		Sensor Alarmi Volumetrik montim jashte muri
	Linje prizash		Sirene Alarmi e brendshme/jashtme
	Card reader		Tastiere aktivizimi/çaktivizimi sistemit alarmit
	Kamer Dome 4mpx		Bravë/kondrabraxa elektrike

Autoriteti kontraktor:

Emertimi:

Ndricimi
Plani i Katit +2

Vendndodhja:
Kamëz, Tiranë

Projekti elektrik:

Atria Studio

Atria Studio
Nr. Lic. N. 6853/5

ING. Vaso Papamihali
Nr. Lic. E.1188/1

Shenim: Para fillimit te punimeve, te behen matjet ne vend. Per cdo mosperputhje, te behet pershtatja sipas dimensioneve faktike.

Mars 2026

Ndricimi Emergjent: Kati 0

Sh1:100



LEGJENDA E SIMBOLEVE ELEKTRIKE

SIMBOLI	PERSHKRIMI	SIMBOLI	PERSHKRIMI
	Shirit led 12V/1m, 4K, basikë difuzorë Shirit led 9W/m, 4K, montuar tek mobiljet e klasave		Mikrofon
	Ndriçues gatesor i klasave, 32W, 4K, 4400lm		Drejtim dalje emergjence
	Ndriçues LED, tip 60x60, 36W, 4K, 4000lm		Drejtim dalje emergjence djathtas
	Ndriçues mthor, 30W, 4K, 3300lm		Drejtim dalje emergjence majtas
	Ndriçues murat tek shkallet, 24W, 4K, 1920lm		Sensor optik detektim zjarri
	Çelës 1P i=10A 250V		Pulsant i thyeshem ne rast zjarri
	Kuti shpërndarëse 10x10 ip55		Prajtje njëpersonëse optiko-akustike ne rast zjarri
	Kuti shpërndarëse 110x150 ip55		Kamer dome 4mp
	Prize shuko 2P+E; 16A /230 V furnizimi nyjet gen		Monitor 32 inch
	Prize shuko 2P+E; 16A /230 V furnizimi ups		Rack Data 22U
	Pika lidhje direkte 3 fazore		Kanaline e brimezuar per furojne
	Pika lidhje direkte 1 fazore		Kanaline e brimezuar per mryma e dobta
	Kuader elektrik		Linje internet, DATA
	Prize internet		Linje zjarri
	Linje furoje per furnizim paneleash		Fiber Optike SM 2C
	Linje ndricimi		Sensor Alarmi Volumetrik montim jashte muri
	Linje prizash		Sirene Alarmi e brendshme/jashtme
	Card reader		Tastiere aktivizimi/çaktivizimi sistemit alarmit
	Kamer Dome 4mpx		Brava/kondrabraza elektrike

Autoriteti kontraktor:

Emertimi:

Ndricimi Emergjent
Plani i Katit 0

Vendndodhja:
Kamëz, Tiranë

Projekti elektrik:

Atria Studio

Atria Studio
Nr. Lic. N. 6853/5

ING. Vaso Papamihali
Nr. Lic. E.1188/1

Shenim: Para fillimit te punimeve, te behen matjet ne vend. Per cdo mosperputhje, te behet pershtatja sipas dimensioneve faktike.

Mars 2026

Ndricimi Emergjent: Kati +1

Sh1:100



LEGJENDA E SIMBOLEVE ELEKTRIKE

SIMBOLI	PERSHKRIMI	SIMBOLI	PERSHKRIMI
	Shirit led 12V/m, 4K, basikë difuzorë Shirit led 9W/m, 4K, montuar tek mobiljet e klasave		Mikrofon
	Ndriçues gatesor i klasave, 32W, 4K, 4400lm		Drejtim dalje emergjence
	Ndriçues LED, tip 60x60, 36W, 4K, 4000lm		Drejtim dalje emergjence djathtas
	Ndriçues mthor, 30W, 4K, 3300lm		Drejtim dalje emergjence majtas
	Ndriçues murat tek shkallet, 24W, 4K, 1920lm		Sensor optik detektim zjarri
	Çelës 1P i=10A 250V		Pulsant i thyeshem ne rast zjarri
	Kuti shpërndarëse 10x10 ip55		Pajisje njmerusese optiko-akustike ne rast zjarri
	Kuti shpërndarëse 110x150 ip55		Kamer dome 4mp
	Prize shuko 2P+E; 16A /230 V furnizimi nyat gen		Monitor 32 inch
	Prize shuko 2P+E; 16A /230 V furnizimi ups		Rack Data 22U
	Pika lidhje direkte 3 fazore		Kanaline e brimezuar per fusqine
	Pika lidhje direkte 1 fazore		Kanaline e brimezuar per mrymat e dobita
	Kuader elektrik		Linja internet, DATA
	Prize internet		Linja zjarri
	Linja fusqe per furnizim paneleash		Fiber Optike SM 2C
	Linja ndricimi		Sensor Alarmi Volumetrik montim jashte mur
	Linja prizash		Sirene Alarmi e brendshme/jashtme
	Card reader		Tastiere aktivizimi/caktivizimi sistemit alarmit
	Kamer Dome 4mpx		Brava/kondrabraza elektrike

Autoriteti kontraktor:

Emertimi:

Ndricimi Emergjent
Plani i Katit +1

Vendndodhja:
Kamëz, Tiranë

Projekti elektrik:

Atria Studio

Atria Studio
Nr. Lic. N. 6853/5

ING. Vaso Papamihali
Nr. Lic. E.1188/1

Shenim: Para fillimit te punimeve, te behen matjet ne vend. Per cdo mosperputhje, te behet pershtatja sipas dimensioneve faktike.

Mars 2026

Ndricimi Emergjent: Kati +2

Sh1:100



LEGJENDA E SIMBOLEVE ELEKTRIKE

SIMBOLI	PERSHKRIMI	SIMBOLI	PERSHKRIMI
	Shirit led 12W/m, 4K, bashkëe difuzorin Shirit led 9W/m, 4K, montuar tek mobiljet e klasave		Mikrofon
	Ndriçues gatesor i klasave, 32W, 4K, 4400lm		Drejtim dalje emergjence
	Ndriçues LED, tip 60x60, 36W, 4K, 4000lm		Drejtim dalje emergjence djathtas
	Ndriçues mathor, 30W, 4K, 3300lm		Drejtim dalje emergjence majtas
	Ndriçues murat tek shkallet, 24W, 4K, 1920lm		Sensor optik detektim zjarri
	Çelës 1P i=10A 250V		Pulsant i thyeshem ne rast zjarri
	Kuti shpërndarëse 10x10 ip55		Pajisje njmerzuese optiko-akustike ne rast zjarri
	Kuti shpërndarëse 110x150 ip55		Kamer dome 4mp
	Prize shuko 2P+E; 16A /230 V furnizimi nyst gen		Monitor 32 inch
	Prize shuko 2P+E; 16A /230 V furnizimi ups		Rack Data 22U
	Pika lidhje direkte 3 fazore		Kanaline e brimezuar per fusqine
	Pika lidhje direkte 1 fazore		Kanaline e brimezuar per mynmat e dobita
	Kuader elektrik		Linje internet, DATA
	Prize internet		Linje zjarri
	Linje fusqe per furnizim paneleash		Fiber Optike SM 2C
	Linje ndricimi		Sensor Alarmi Vëllimatik montim jashtë muri
	Linje prizash		Sirenë Alarmi e brendshme/jashtëme
	Card reader		Tastiera aktivizimi/çaktivizimi sistemit alarmit
	Kamer Dome 4mpx		Brava/kondrabraza elektrike

Autoriteti kontraktor:

Emertimi:

Ndricimi Emergjent
Plani i Katit +2

Vendndodhja:
Kamëz, Tiranë

Projekti elektrik:

Atria Studio

Atria Studio
Nr. Lic. N. 6853/5

ING. Vaso Papamihali
Nr. Lic. E.1188/1

Shenim: Para fillimit te punimeve, te behen matjet ne vend. Per cdo mosperputhje, te behet pershtatja sipas dimensioneve faktike.

Mars 2026

Detektimi i Zjarrit: Kati 0

Sh1:100

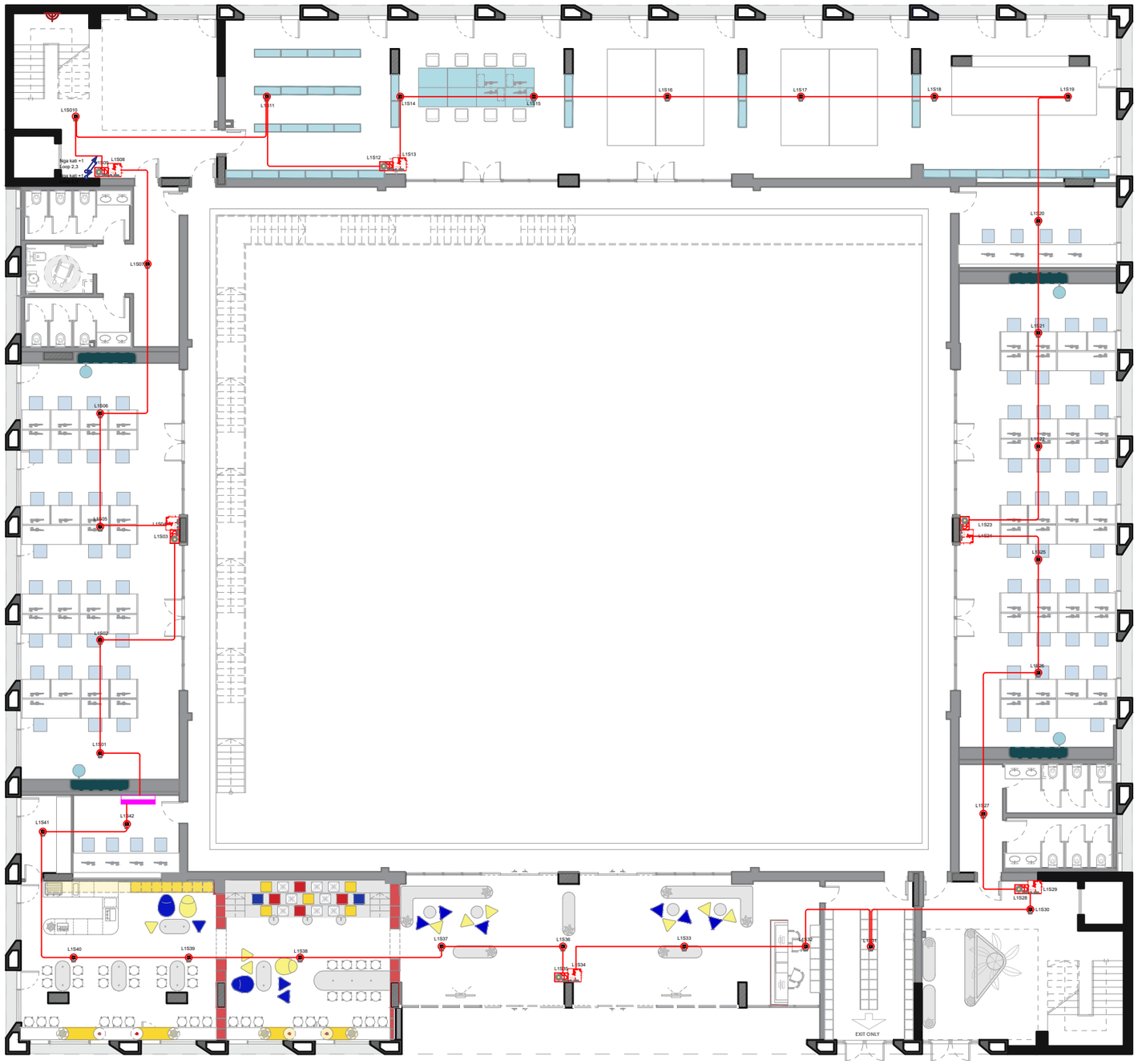

LEGJENDA E SIMBOLEVE ELEKTRIKE

SIMBOLI	PERSHKRIMI	SIMBOLI	PERSHKRIMI
	Shirit led 12V/m, 4K, basikke difuzorin Shirit led 9W/m, 4K, montuar tek mobiljet e klasave		Mikrofon
	Ndriçues gatesori i klasave, 32W, 4K, 4400lm		Drejtim dalje emergence
	Ndriçues LED, tip 60x60, 36W, 4K, 4000lm		Drejtim dalje emergence djathtas
	Ndriçues mthor, 30W, 4K, 3300lm		Drejtim dalje emergence majtas
	Ndriçues murat tek shkallet, 24W, 4K, 1920lm		Sensor optik detektim zjarri
	Çelës 1P i=10A 250V		Pulsant i thyeshem ne rast zjarri
	Kuti shpërndarëse 10x10 ip55		Pajisje njmerusese optiko-akustike ne rast zjarri
	Kuti shpërndarëse 110x150 ip55		Kamer dome 4mp
	Prize shuko 2P+E; 16A /230 V furnizimi nyat gen		Monitor 32 inch
	Prize shuko 2P+E; 16A /230 V furnizimi ups		Rack Data 22U
	Pika lidhje direkte 3 fazore		Kanaline e brimezuar per fusqine
	Pika lidhje direkte 1 fazore		Kanaline e brimezuar per rrymat e dobta
	Kuader elektrik		Linja internet, DATA
	Prize internet		Linja zjarri
	Linja fusqe per furnizim panelesh		Fiber Optike SM 2C
	Linja ndricimi		Sensor Alarmi Volumetrik montim jashte mur
	Linja prizash		Sirene Alarmi e brendshme/jashtme
	Card reader		Tastiere aktivizimi/çaktivizimi sistemit alarmit
	Kamer Dome 4mpx		Brava/kondrabraza elektrike

Autoriteti kontraktor:

Emertimi:

Detektimi i Zjarrit
Plani i Katit 0

Vendndodhja:
Kamëz, Tiranë

Projekti elektrik:

Atria Studio

Atria Studio
Nr. Lic. N. 6853/5

ING. Vaso Papamihali
Nr. Lic. E1188/1

Shenim: Para fillimit te punimeve, te behen matjet ne vend. Per cdo mosperputhje, te behet pershtatja sipas dimensioneve faktike.

Mars 2026

Detektimi i Zjarrit: Kati +1

Sh1:100

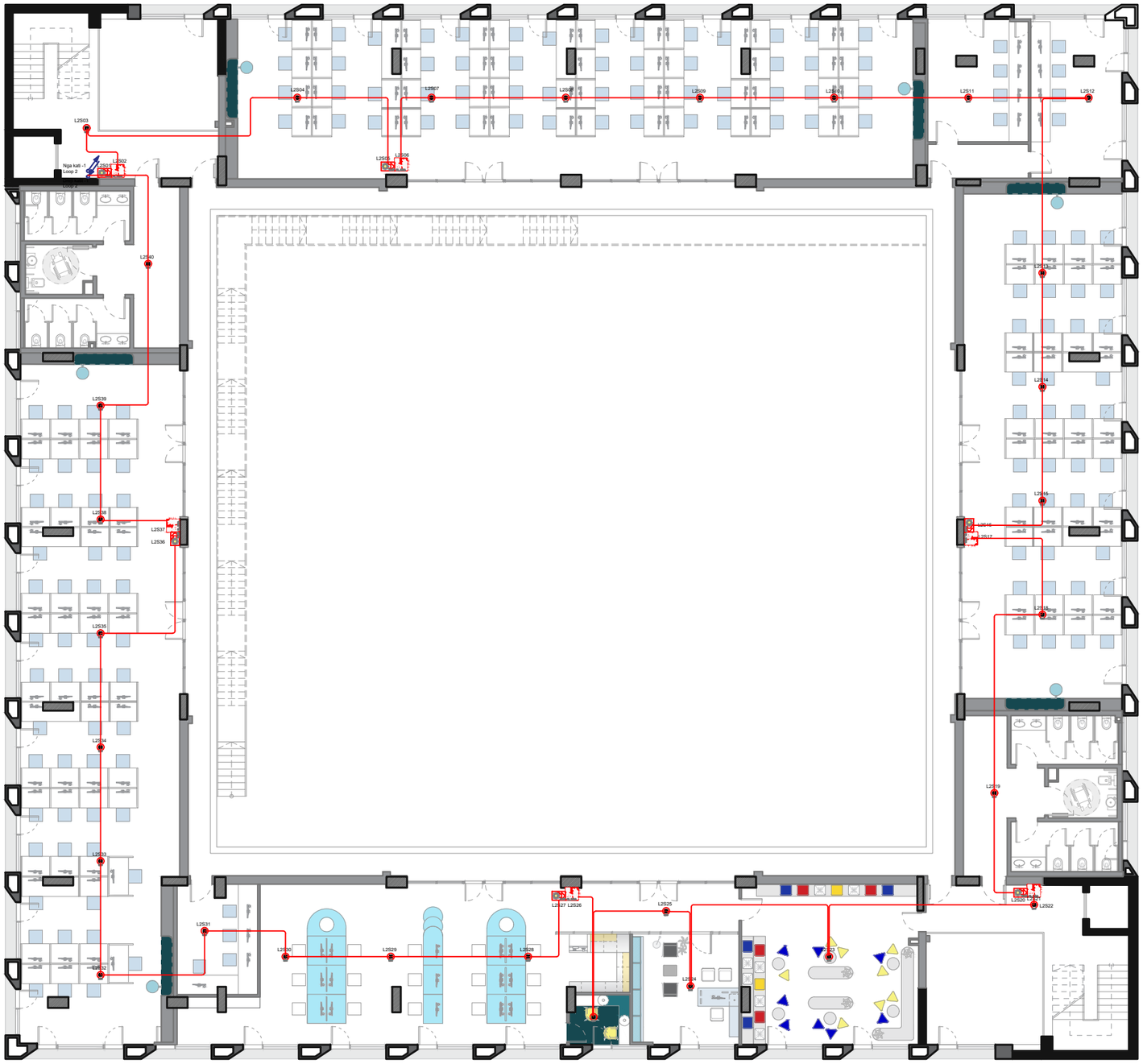

LEGJENDA E SIMBOLEVE ELEKTRIKE

SIMBOLI	PERSHKRIMI	SIMBOLI	PERSHKRIMI
	Shirit led 12V/m, 4K, bashke difuzorin Shirit led 9W/m, 4K, montuar tek mobiljet e klasave		Mikrofon
	Ndriçues gatesor i klasave, 32W, 4K, 4400lm		Drejtim dalje emergence
	Ndriçues LED, tip 60x60, 36W, 4K, 4000lm		Drejtim dalje emergence djathtas
	Ndriçues mthor, 30W, 4K, 3300lm		Drejtim dalje emergence majtas
	Ndriçues murat tek shkallet, 24W, 4K, 1920lm		Sensor optik detektim zjarri
	Çelës 1P i=10A 250V		Pulsant i thyeshem ne rast zjarri
	Kuti shpërndarëse 10x10 ip55		Pajisje njoftuese optiko-akustike ne rast zjarri
	Kuti shpërndarëse 110x150 ip55		Kamer dome 4mp
	Prize shuko 2P+E; 16A /230 V furnizimi nyst gen		Monitor 32 inch
	Prize shuko 2P+E; 16A /230 V furnizimi ups		Rack Data 22U
	Pika lidhje direkte 3 fazore		Kanaline e brimezuar per furojne
	Pika lidhje direkte 1 fazore		Kanaline e brimezuar per mryma e dobta
	Kuader elektrik		Linja internet, DATA
	Prize internet		Linja zjarri
	Linja furoje per furnizim paneleash		Fiber Optike SM 2C
	Linja ndricimi		Sensor Alarmi Volumetrik montim jashte muri
	Linja prizash		Sirene Alarmi e brendshme/jashtme
	Card reader		Tastiere aktivizimi/zaktivizim sistemit alarmit
	Kamer Dome 4mpx		Brava/kondrabraza elektrike

Autoriteti kontraktor:

Emertimi:

Detektimi i Zjarrit
Plani i Katit +1

Vendndodhja:
Kamëz, Tiranë

Projekti elektrik:

Atria Studio

Atria Studio
Nr. Lic. N. 6853/5

ING. Vaso Papamihali
Nr. Lic. E1188/1

Shenim: Para fillimit te punimeve, te behen matjet ne vend. Per cdo mosperputhje, te behet pershtatja sipas dimensioneve faktike.

Mars 2026

Detektimi i Zjarrit: Kati +2

Sh1:100

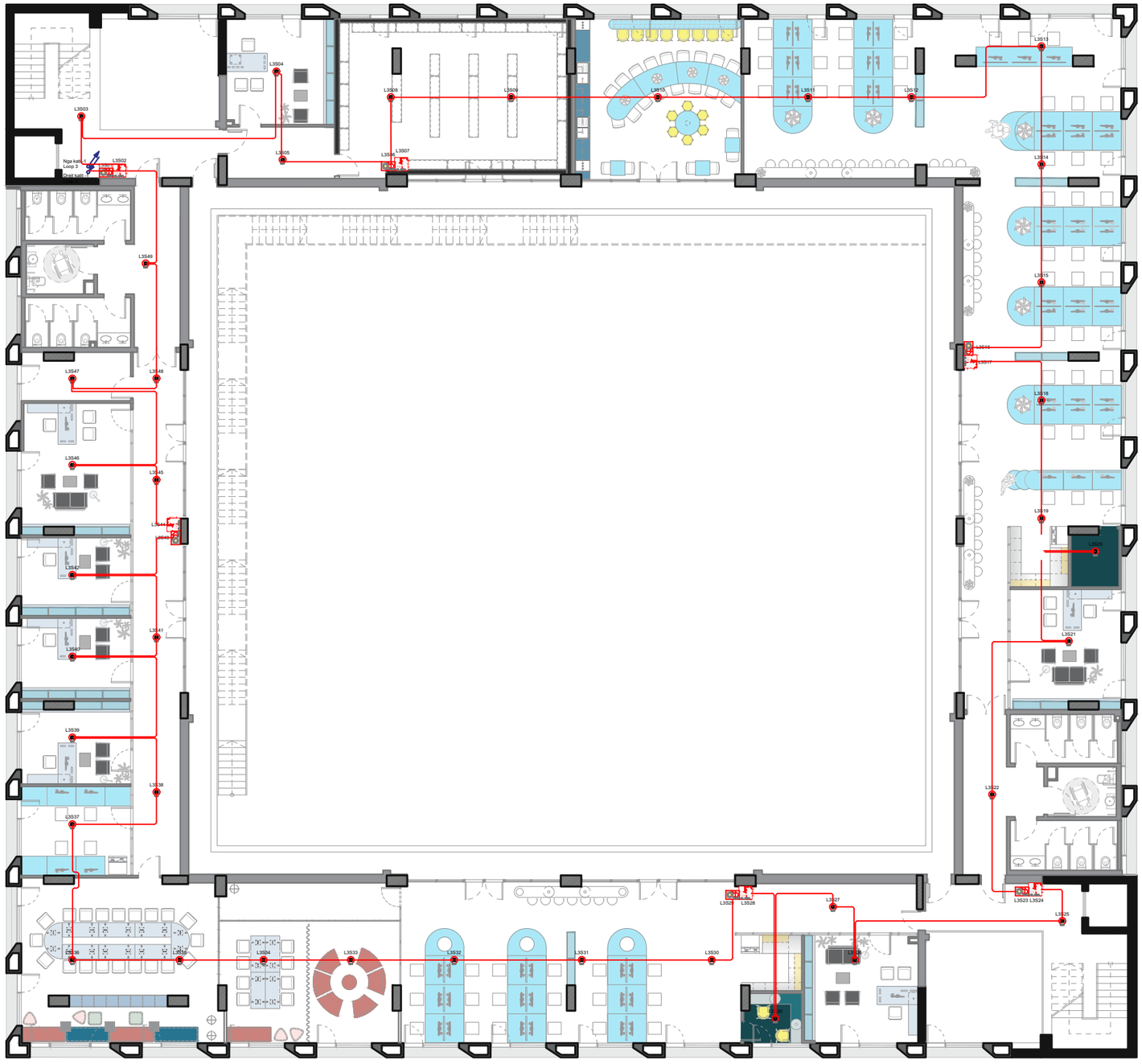

LEGJENDA E SIMBOLEVE ELEKTRIKE

SIMBOLI	PERSHKRIM	SIMBOLI	PERSHKRIM
	Shirit led 12W/m, 4K, bashke dritësim Shirit led 9W/m, 4K, montuar tek mobiljet e klasave		Mikrofon
	Ndriçues gjatesor i klasave, 32W, 4K, 4400lm		Drejtim dalje emergence
	Ndriçues LED, tip 60x60, 36W, 4K, 4000lm		Drejtim dalje emergence djathtas
	Ndriçues mthor, 30W, 4K, 3300lm		Drejtim dalje emergence majtas
	Ndriçues mural tek ohkallet, 24W, 4K, 1920lm		Sensor optik detektim zjarri
	Çelës 1P ;i=10A 250V		Pulsant i thyeshem ne rast zjarri
	Kuti shpërndarëse 10x10 ip55		Prejsje lajmerurese optiko-akustike ne rast zjarri
	Kuti shpërndarëse 1 10x150 ip55		Kamer dome 4mp
	Prize shuko 2P+E; 16A /230 V furnizimi rrjet gen		Monitor 32 inch
	Prize shuko 2P+E; 16A /230 V furnizimi ups		Rack Data 22U
	Pika lidhje direkte 3 fazore		Kanaline e brimezuar per fugëne
	Pika lidhje direkte 1 fazore		Kanaline e brimezuar per mynat e dobita
	Kuader elektrik		Linje internet, DATA
	Prize internet		Linje zjarri
	Linje fugë per furnizim panelesh		Fiber Optike SM 2C
	Linje ndricimi		Sensor Alarmi Volumetrik montim jashte muri
	Linje priziash		Sirene Alarmi e brendshme/jashtme
	Card reader		Tastiere aktivizimi/aktivizim sistemi alarmit
	Kamer Dome 4mpx		Brave/kordrabrave elektrike

Autoriteti kontraktor:

Emertimi:

Detektimi i Zjarrit
Plani i Katit +2

Vendndodhja:
Kamëz, Tiranë

Projekti elektrik:

Atria Studio

Atria Studio
Nr. Lic. N. 6853/5

ING. Vaso Papamihali
Nr. Lic. E1188/1

Shenim: Para fillimit te punimeve, te behen matjet ne vend. Per cdo mosperputhje, te behet pershtatja sipas dimensioneve faktike.

Mars 2026

Public Address Voice Alarm: Kati 0

Sh1:100

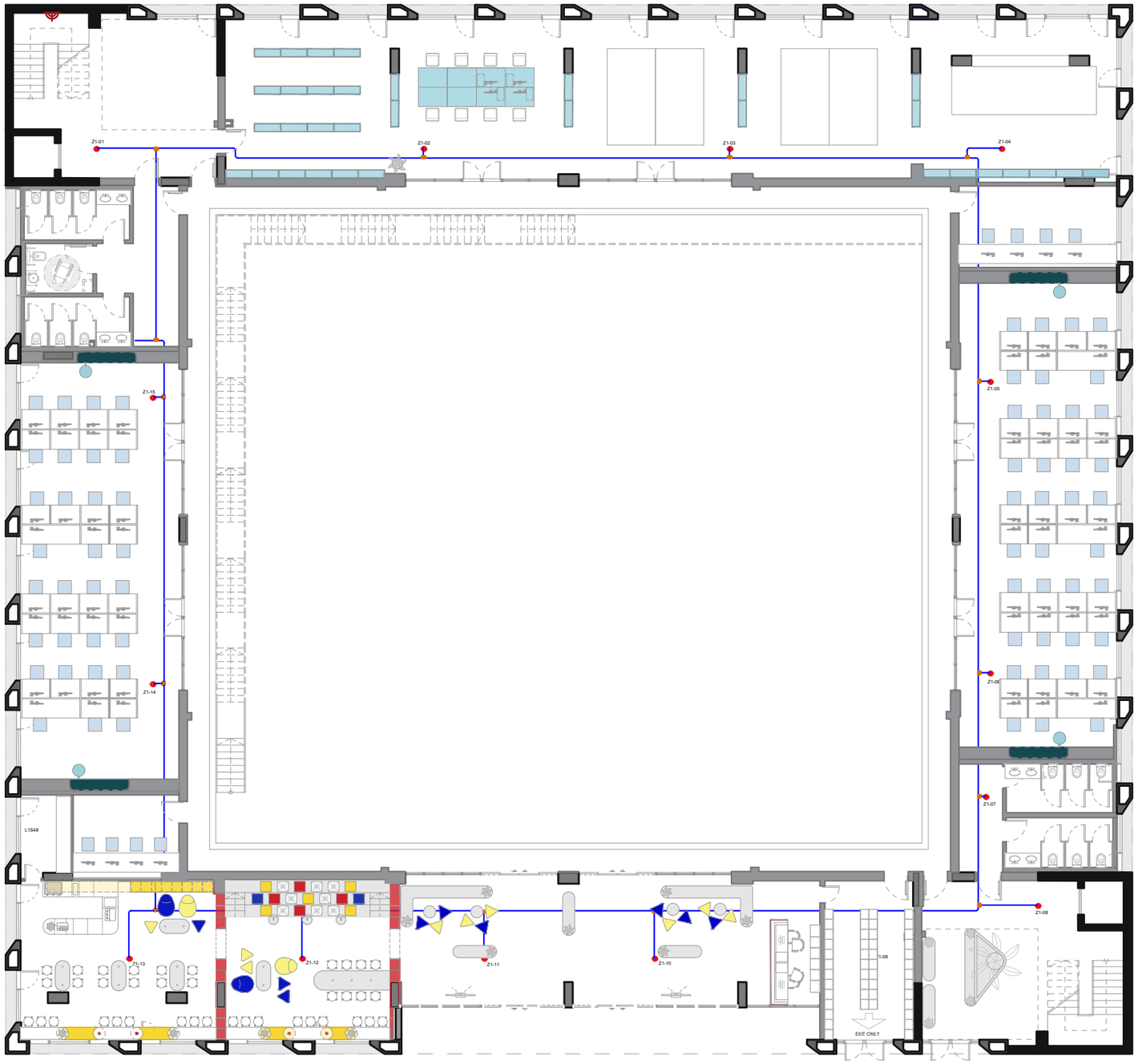

LEGJENDA E SIMBOLEVE ELEKTRIKE

SIMBOLI	PERSHKRIMI	SIMBOLI	PERSHKRIMI
	Shirit led 12V/m, 4K, bashke difuzorin Shirit led 9W/m, 4K, montuar tek mobiljet e klasave		Mikrofon
	Ndriçues gjatesor i klasave, 32W, 4K, 4400lm		Drejtim dalje emergjence
	Ndriçues LED, tip 60x60, 36W, 4K, 4000lm		Drejtim dalje emergjence djathtas
	Ndriçues mthor, 30W, 4K, 3300lm		Drejtim dalje emergjence majtas
	Ndriçues murat tek shkallet, 24W, 4K, 1920lm	F	Sensor optik detektim zjarri
	Çelës 1P i=10A 250V		Pulsant i thyeshem ne rast zjarri
	Kuti shpërndarëse 10x10 ip55		Pajisje njmerusese optiko-akustike ne rast zjarri
	Kuti shpërndarëse 110x150 ip55		Kamer dome 4mp
	Prize shuko 2P+E; 16A /230 V furnizimi nyst gen		Monitor 32 inch
	Prize shuko 2P+E; 16A /230 V furnizimi ups		Rack Data 22U
	Pika lidhje direkte 3 fazore		Kanaline e brimezuar per fuqizne
	Pika lidhje direkte 1 fazore		Kanaline e brimezuar per mrymat e dobta
	Kuader elektrik		Linje internet, DATA
	Prize internet		Linje zjarri
	Linje fuqie per furnizim paneleshi		Fiber Optike SM 2C
	Linje ndricimi		Sensor Alarmi Vëllimatik montim jashte muri
	Linje prizash		Sirene Alarmi e brendshme/jashtme
	Card reader		Tastiere aktivizimi/çaktivizimi sistemit alarmit
	Kamer Dome 4mpx		Bravë/kondrabraza elektrike

Autoriteti kontraktor:

Emertimi:

Sistemi PAVA
Plani i Katit 0

Vendndodhja:
Kamëz, Tiranë

Projekti elektrik:

Atria Studio

Atria Studio
Nr. Lic. N. 6853/5

ING. Vaso Papamihali
Nr. Lic. E.1188/1

Shenim: Para fillimit te punimeve, te behen matjet ne vend. Per cdo mosperputhje, te behet pershtatja sipas dimensioneve faktike.

Mars 2026

Public Address Voice Alarm: Kati +1

Sh1:100



LEGJENDA E SIMBOLEVE ELEKTRIKE

SIMBOLI	PERSHKRIMI	SIMBOLI	PERSHKRIMI
	Shirit led 12V/1m, 4K, bashkë difuzorin Shirit led 5W/m, 4K, montuar tek mobiljet e klasave		Mikrofon
	Ndriçues gatesor i klasave, 32W, 4K, 4400lm		Drejtim dalje emergence
	Ndriçues LED, tip 60x60, 36W, 4K, 4000lm		Drejtim dalje emergence djathtas
	Ndriçues mthor, 30W, 4K, 3300lm		Drejtim dalje emergence majtas
	Ndriçues murat tek shkallet, 24W, 4K, 1920lm		Sensor optik detektim zjarri
	Çelës 1P i=10A 250V		Pulsant i thyeshem ne rast zjarri
	Kuti shpërndarëse 10x10 ip55		Prajtje lajmerues optiko-akustike ne rast zjarri
	Kuti shpërndarëse 110x150 ip55		Kamer dome 4mp
	Prize shuko 2P+E; 16A /230 V furnizimi nyat gen		Monitor 32 inch
	Prize shuko 2P+E; 16A /230 V furnizimi ups		Rack Data 22U
	Pika lidhje direkte 3 fazore		Kanaline e brimezuar per fuqizne
	Pika lidhje direkte 1 fazore		Kanaline e brimezuar per mrymat e dobita
	Kuader elektrik		Linje internet, DATA
	Prize internet		Linje zjarri
	Linje fuqie per furnizim paneleash		Fiber Optike SM 2C
	Linje ndricimi		Sensor Alarmi Vëllimetrik montim jashtë muri
	Linje prizash		Sirene Alarmi e brendshme/jashtme
	Card reader		Tastiere aktivizimi/çaktivizim sistemit alarmit
	Kamer Dome 4mpx		Brava/kondrabraza elektrike

Autoriteti kontraktor:

Emertimi:

Sistemi PAVA
Plani i Katit +1

Vendndodhja:
Kamëz, Tiranë

Projekti elektrik:

Atria Studio

Atria Studio
Nr. Lic. N. 6853/5

ING. Vaso Papamihali
Nr. Lic. E.1188/1

Shenim: Para fillimit te punimeve, te behen matjet ne vend. Per cdo mosperputhje, te behet pershtatja sipas dimensioneve faktike.

Mars 2026

Public Address Voice Alarm: Kati +2

Sh1:100



LEGJENDA E SIMBOLEVE ELEKTRIKE

SIMBOLI	PERSHKRIMI	SIMBOLI	PERSHKRIMI
	Shirit led 12V/m, 4K, basikë difuzorë Shirit led 9W/m, 4K, montuar tek mobiljet e klasave		Mikrofon
	Ndriçues gatesor i klasave, 32W, 4K, 4400lm		Drejtim dalje emergjence
	Ndriçues LED, tip 60x60, 36W, 4K, 4000lm		Drejtim dalje emergjence djathtas
	Ndriçues mrefton, 30W, 4K, 3300lm		Drejtim dalje emergjence majtas
	Ndriçues murat tek shkallët, 24W, 4K, 1920lm		Sensor optik detektim zjarri
	Çelës 1P i=10A 250V		Pulsant i thyeshëm ne rast zjarri
	Kuti shpërndarëse 10x10 ip55		Pajisje njmerusese optiko-akustike ne rast zjarri
	Kuti shpërndarëse 110x150 ip55		Kamer dome 4mp
	Prize shuko 2P+E; 16A /230 V furnizimi nyst gen		Monitor 32 inch
	Prize shuko 2P+E; 16A /230 V furnizimi ups		Rack Data 22U
	Pika lidhje direkte 3 fazore		Kanaline e brimezuar per fuqizne
	Pika lidhje direkte 1 fazore		Kanaline e brimezuar per rrymat e dobta
	Kuader elektrik		Linja internet, DATA
	Prize internet		Linja zjarri
	Linja fuqie per furnizim paneleash		Fiber Optike SM 2C
	Linja ndricimi		Sensor Alarmi Vëllimatik montim jashte muri
	Linja prizash		Sirene Alarmi e brendshme/jashtme
	Card reader		Tastiere aktivizimi/çaktivizim sistemit alarmit
	Kamer Dome 4mpx		Bravë/kondrabraxa elektrike

Autoriteti kontraktor:

Emertimi:

Sistemi PAVA
Plani i Katit +2

Vendndodhja:
Kamëz, Tiranë

Projekti elektrik:

Atria Studio

Atria Studio
Nr. Lic. N. 6853/5

ING. Vaso Papamihali
Nr. Lic. E.1188/1

Shenim: Para fillimit te punimeve, te behen matjet ne vend. Per cdo mosperputhje, te behet pershtatja sipas dimensioneve faktike.

Mars 2026

Sistemi DATA: Kati 0

Sh1:100

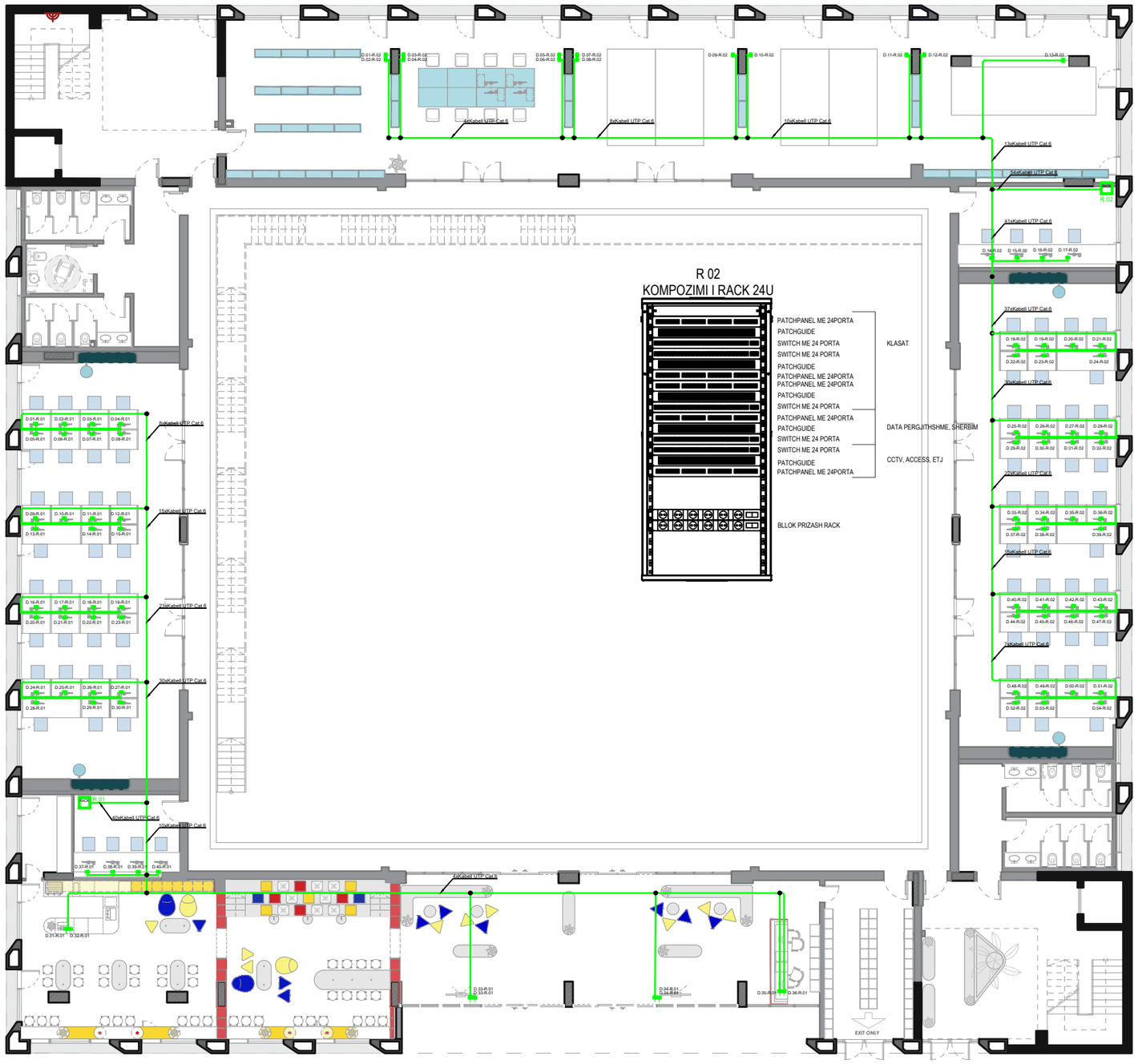

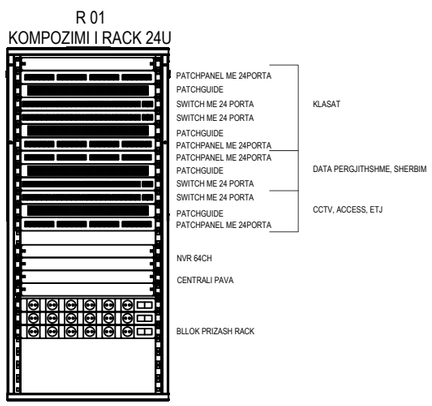

LEGJENDA E SIMBOLEVE ELEKTRIKE

SIMBOLI	PERSHKRIMI	SIMBOLI	PERSHKRIMI
	Shirit led 12Vlm, 4K, bashke difuzorn Shirit led 9Wlm, 4K, montuar tek mobiljet e klasave		Mikrofon
	Ndriçues gatesor i klasave, 32W, 4K, 4400lm		Drejtim dalje emergence
	Ndriçues LED, tip 60x60, 36W, 4K, 4000lm		Drejtim dalje emergence djathtas
	Ndriçues mthor, 30W, 4K, 3300lm		Drejtim dalje emergence majtas
	Ndriçues murat tek shkallet, 24W, 4K, 1920lm		Sensor optik detektim zjarri
	Çelës 1P i=10A 250V		Pulsant i thyeshem ne rast zjarri
	Kuti shpërndarëse 10x10 ip55		Pajisje njëpërdorese optiko-akustike ne rast zjarri
	Kuti shpërndarëse 110x150 ip55		Kamer dome 4mp
	Prize shuko 2P+E; 16A /230 V furnizimi nyat gen		Monitor 32 inch
	Prize shuko 2P+E; 16A /230 V furnizimi ups		Rack Data 22U
	Pika lidhje direkte 3 fazore		Kanaline e brimezuar per fusqine
	Pika lidhje direkte 1 fazore		Kanaline e brimezuar per mynmat e dobita
	Kuader elektrik		Linje internet, DATA
	Prize internet		Linje zjarri
	Linje fusqe per furnizim panelesh		Fiber Optike SM 2C
	Linje ndricimi		Sensor Alarmi Vëllimatik montim jashte muri
	Linje prizash		Sirene Alarmi e brendshme/jashtme
	Card reader		Tastiere aktivizimi/çaktivizim sistemit alarmit
	Kamer Dome 4mpx		Bravë/kondrabraza elektrike

Autoriteti kontraktor:

Emertimi:

Sistemi Data
Plani i Katit 0

Vendndodhja:
Kamëz, Tiranë

Projekti elektrik:

Atria Studio

Atria Studio
Nr. Lic. N. 6853/5

ING. Vaso Papamihali
Nr. Lic. E.1188/1

Shenim: Para fillimit te punimeve, te behen matjet ne vend. Per cdo mosperputhje, te behet pershtatja sipas dimensioneve faktike.

Mars 2026

Sistemi DATA: Kati +1

Sh1:100

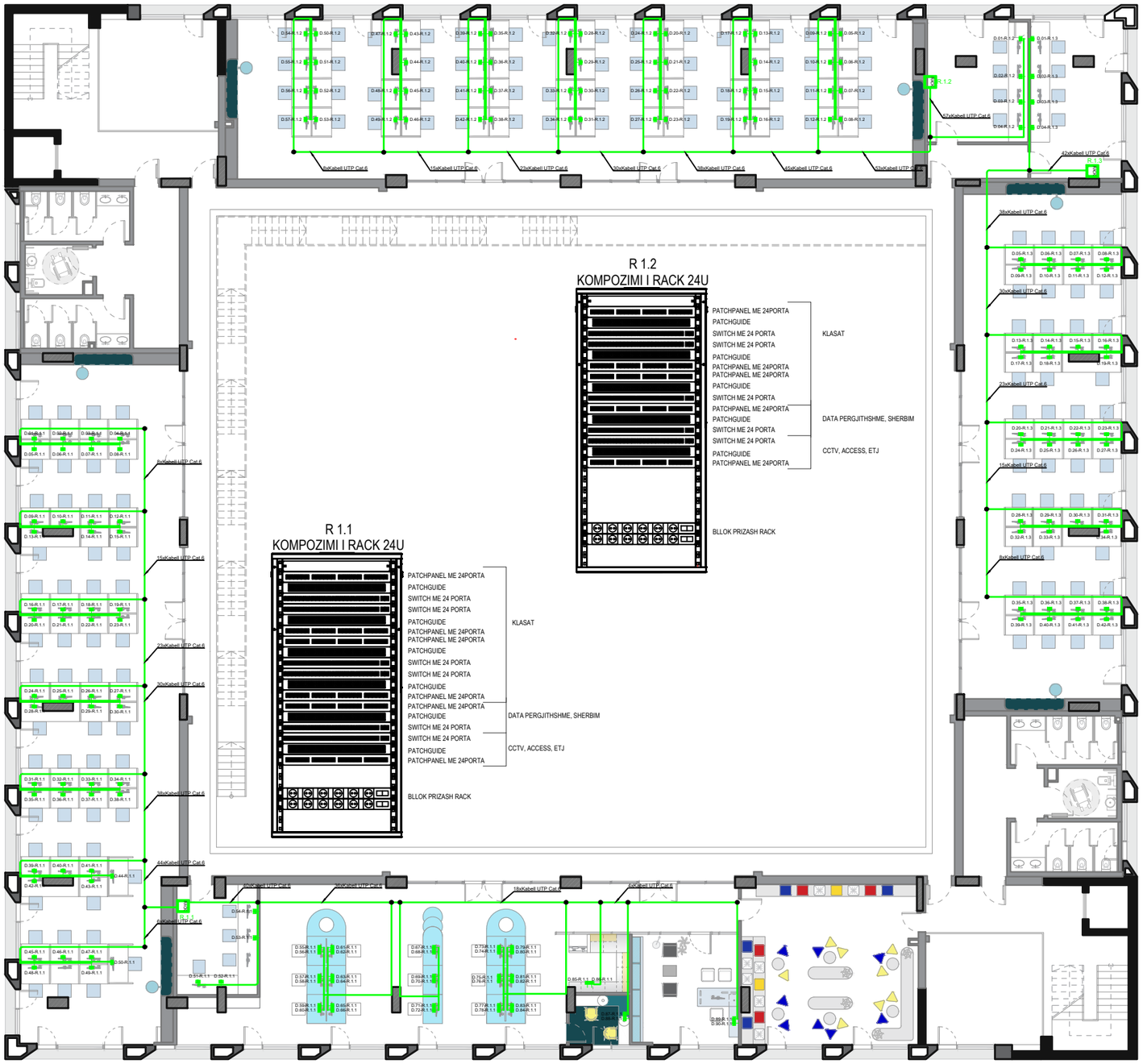

LEGJENDA E SIMBOLEVE ELEKTRIKE

SIMBOLI	PERSHKRIMI	SIMBOLI	PERSHKRIMI
	Shirit led 12V/m, 4K, bashke difuzorin Shirit led 9W/m, 4K, montuar tek mobiljet e klasave		Mikrofon
	Ndriçues gjatesor i klasave, 32W, 4K, 4400lm	EM	Drejtim dalje emergjence
	Ndriçues LED, tip 60x60, 36W, 4K, 4000lm	EM	Drejtim dalje emergjence djathtas
	Ndriçues mthor, 30W, 4K, 3300lm	EM	Drejtim dalje emergjence majtas
	Ndriçues murat tek shkallet, 24W, 4K, 1920lm	F	Sensor optik detektim zjarri
	Çelës 1P i=10A 250V	F	Pulsant i thyeshem ne rast zjarri
	Kuti shpërndarëse 10x10 ip55		Pajisje njëpersese optiko-akustike ne rast zjarri
	Kuti shpërndarëse 110x150 ip55		Kamer dome 4mp
	Prize shuko 2P+E; 16A /230 V furnizimi nyat gen		Monitor 32 inch
	Prize shuko 2P+E; 16A /230 V furnizimi ups		Rack Data 22U
	Pika lidhje direkte 3 fazore		Kanaline e brimezuar per fusjone
	Pika lidhje direkte 1 fazore		Kanaline e brimezuar per mryma e dobta
	Kuader elektrik		Linja internet, DATA
	Prize internet		Linja zjarri
	Linja fusje per furnizim paneleash		Fiber Optike SM 2C
	Linja ndricimi		Sensor Alarmi Vidumatik montim jashte muri
	Linja prizash		Sirene Alarmi e brendshme/jashtme
	Card reader		Tastiere aktivizimi/çaktivizim sistemi alarmit
	Kamer Dome 4mpx		Bravë/kondrabraze elektrike

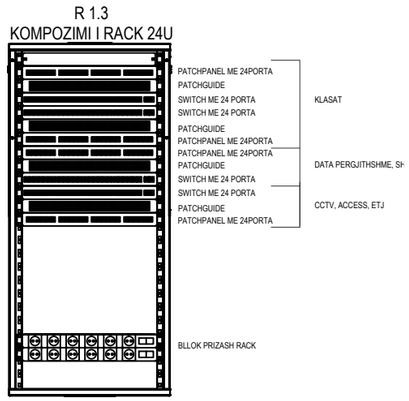

Autoriteti kontraktor:

Emertimi:

Sistemi Data
Plani i Katit +1

Vendndodhja:
Kamëz, Tiranë

Projekti elektrik:

Atria Studio

Atria Studio
Nr. Lic. N. 6853/5

ING. Vaso Papamihali
Nr. Lic. E.1188/1

Shenim: Para fillimit te punimeve, te behen matjet ne vend. Per cdo mosperputhje, te behet pershtatja sipas dimensioneve faktike.

Mars 2026

Sistemi DATA: Kati +2

Sh1:100

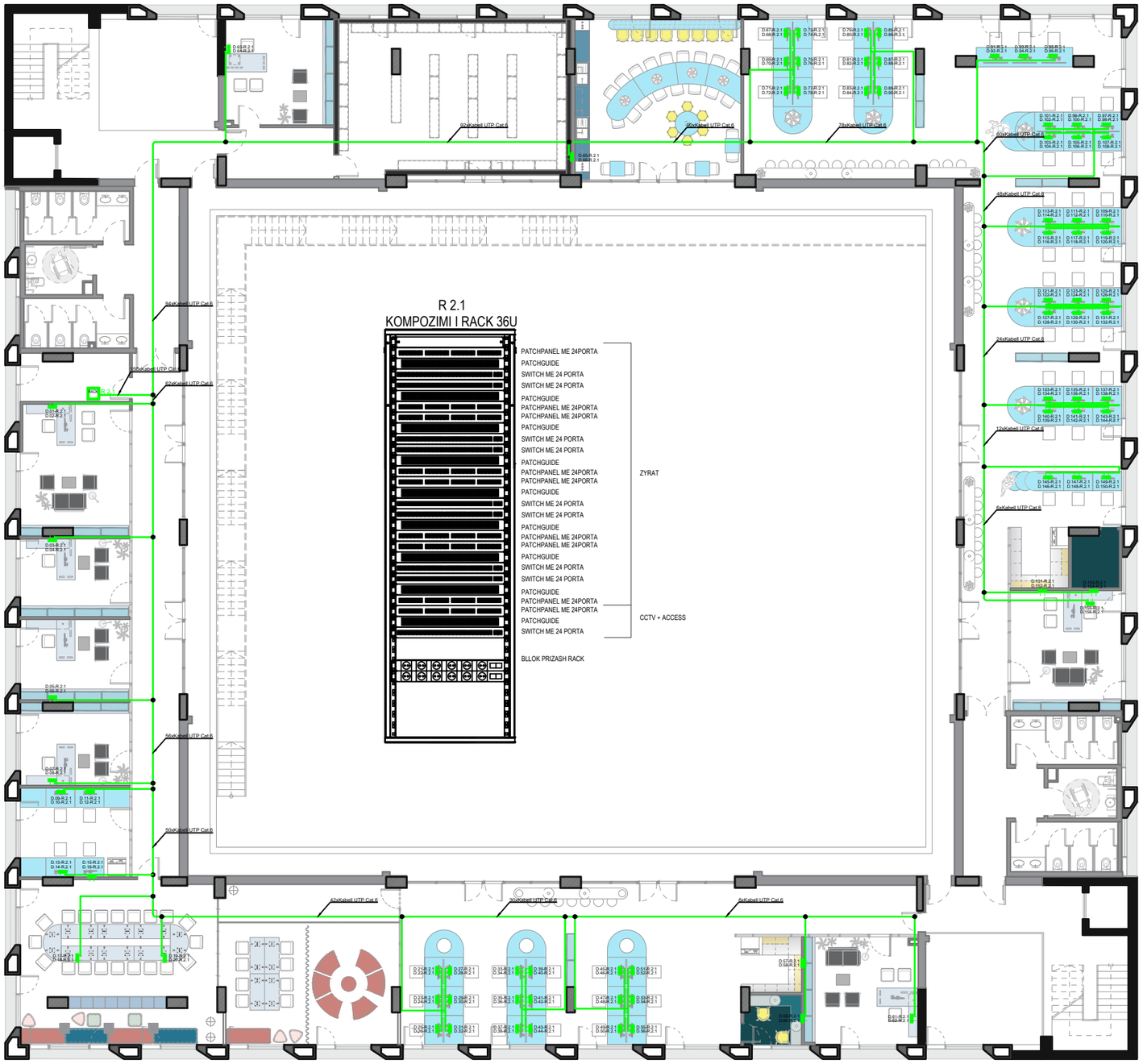

LEGJENDA E SIMBOLEVE ELEKTRIKE

SIMBOLI	PERSHKRIMI	SIMBOLI	PERSHKRIMI
	Shirit led 12Vlim, 4K, bashke difuzorin Shirit led 9Wlim, 4K, montuar tek mobiljet e klasave		Mikrofon
	Ndriçues gatesuri i klasave, 32W, 4K, 4400lm		Drejtim dalje emergjence
	Ndriçues LED, tip 60x60, 36W, 4K, 4000lm		Drejtim dalje emergjence djathtas
	Ndriçues mthor, 30W, 4K, 3300lm		Drejtim dalje emergjence majtas
	Ndriçues murali tek shkallet, 24W, 4K, 1920lm		Sensor optik detektim zjarri
	Çelës 1P i=10A 250V		Pulsant i thyeshem ne rast zjarri
	Kuti shpërndarëse 10x10 ip55		Prajtje njëpërvese optiko-akustike ne rast zjarri
	Kuti shpërndarëse 110x150 ip55		Kamer dome 4mp
	Prize shuko 2P+E; 16A /230 V furnizimi nyat gen		Monitor 32 inch
	Prize shuko 2P+E; 16A /230 V furnizimi ups		Rack Data 22U
	Pika lidhje direkte 3 fazore		Kanaline e brimezuar per fusqine
	Pika lidhje direkte 1 fazore		Kanaline e brimezuar per mryma e dobita
	Kuader elektrik		Linje internet, DATA
	Prize internet		Linje zjarri
	Linje fusqe per furnizim paneleash		Fiber Optike SM 2C
	Linje ndricimi		Sensor Alarmi Vëllimatik montim jashte mur
	Linje prizash		Sirene Alarmi e brendshme/jashtme
	Card reader		Tastiere aktivizimi/çaktivizim sistemi alarmit
	Kamer Dome 4mpx		Brava/kondrabrava elektrike

Autoriteti kontraktor:

Emertimi:

Sistemi Data
Plani i Katit +2

Vendndodhja:
Kamëz, Tiranë

Projekti elektrik:

Atria Studio

Atria Studio
Nr. Lic. N. 6853/5

ING. Vaso Papamihali
Nr. Lic. E.1188/1

Shenim: Para fillimit te punimeve, te behen matjet ne vend. Per cdo mosperputhje, te behet pershtatja sipas dimensioneve faktike.

Mars 2026

Sistemi DATA: SKEMA E HAPUR E RACK-eve

Sh1:100

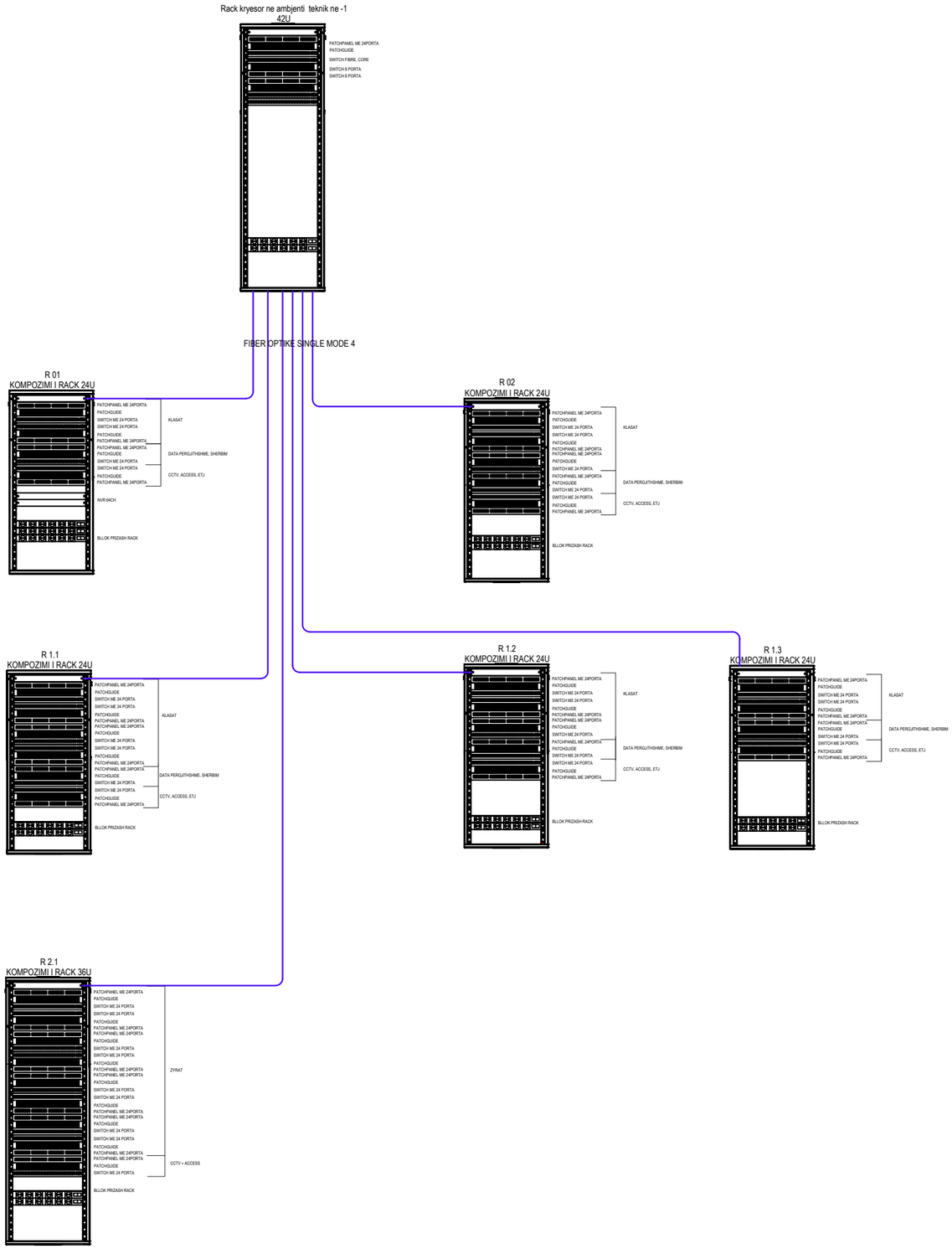

Shenim: Para fillimit te punimeve, te behen matjet ne vend. Per cdo mosperputhje, te behet pershtatja sipas dimensioneve faktike.

Autoriteti kontraktor:

Emertimi:

Sistemi Data
Skema e hapur

Vendndodhja:
Kamëz, Tiranë

Projekti elektrik:

Atria Studio

Atria Studio
Nr. Lic. N. 6853/5

ING. Vaso Papamihali
Nr. Lic. E.1188/1

Mars 2026

Sistemi CCTV: Kati 0

Sh1:100

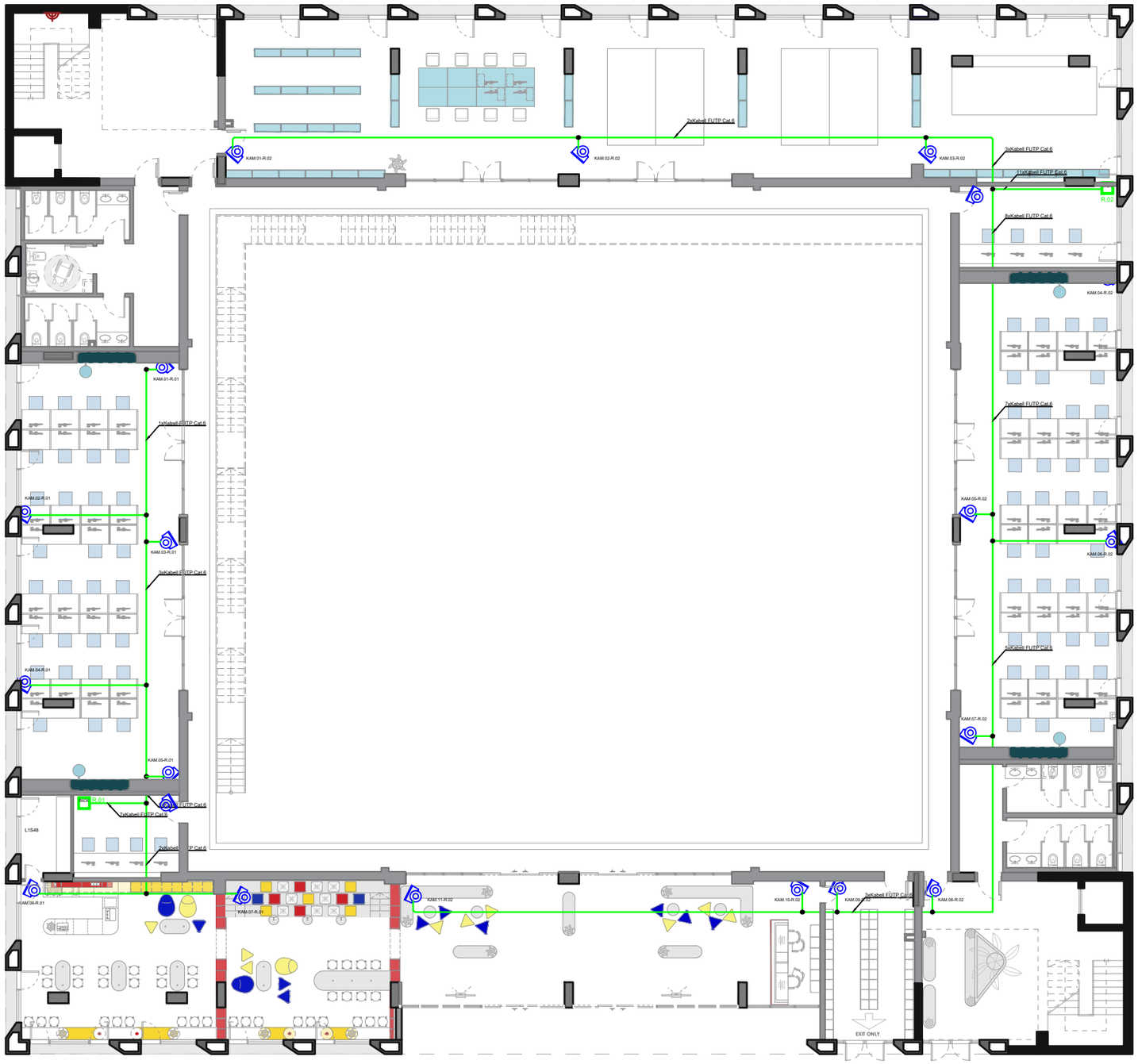

LEGJENDA E SIMBOLEVE ELEKTRIKE

SIMBOLI	PERSHKRIMI	SIMBOLI	PERSHKRIMI
	Shirit led 12V/m, 4K, basikë difuzorë Shirit led 9W/m, 4K, montuar tek mobiljet e klasave		Microfon
	Ndriçues gatesor i klasave, 32W, 4K, 4400lm		Drejtim dalje emergjence
	Ndriçues LED, tip 60x60, 36W, 4K, 4000lm		Drejtim dalje emergjence djathtas
	Ndriçues mthor, 30W, 4K, 3300lm		Drejtim dalje emergjence majtas
	Ndriçues murat tek shkallet, 24W, 4K, 1920lm		Sensor optik detektim zjarri
	Çelës 1P i=10A 250V		Pulsant i thyeshem ne rast zjarri
	Kuti shpërndarëse 10x10 ip55		Pajisje njmerusese optiko-akustike ne rast zjarri
	Kuti shpërndarëse 110x150 ip55		Kamer dome 4mp
	Prize shuko 2P+E; 16A /230 V furnizimi nyst gen		Monitor 32 inch
	Prize shuko 2P+E; 16A /230 V furnizimi ups		Rack Data 22U
	Pika lidhje direkte 3 fazore		Kanaline e brimezuar per fuqizne
	Pika lidhje direkte 1 fazore		Kanaline e brimezuar per rrymat e dobta
	Kuader elektrik		Linja internet, DATA
	Prize internet		Linja zjarri
	Linja fuqie per furnizim paneleash		Fiber Optike SM 2C
	Linja ndricimi		Sensor Alarmi Volumetrik montim jashte mur
	Linja prizash		Sirene Alarmi e brendshme/jashtme
	Card reader		Tastiere aktivizimi/caktivizim sistemit alarmit
	Kamer Dome 4mpx		Brava/kondrabraza elektrike

Autoriteti kontraktor:

Emertimi:

Sistemi CCTV
Plani i Katit 0

Vendndodhja:
Kamëz, Tiranë

Projekti elektrik:

Atria Studio

Atria Studio
Nr. Lic. N. 6853/5

ING. Vaso Papamihali
Nr. Lic. E.1188/1

Shenim: Para fillimit te punimeve, te behen matjet ne vend. Per cdo mosperputhje, te behet pershtatja sipas dimensioneve faktike.

Mars 2026

Sistemi CCTV: Kati +1

Sh1:100



LEGJENDA E SIMBOLEVE ELEKTRIKE

SIMBOLI	PËRSHKRIMI	SIMBOLI	PËRSHKRIMI
	Shirit led 12V/m, 4K, basikke difuzorn Shirit led 9W/m, 4K, montuar tek mobiljet e klasave		Mikrofon
	Ndriçues gatesor i klasave, 32W, 4K, 4400lm		Drejtim dalje emergence
	Ndriçues LED, tip 60x60, 36W, 4K, 4000lm		Drejtim dalje emergence djathtas
	Ndriçues mthor, 30W, 4K, 3300lm		Drejtim dalje emergence majtas
	Ndriçues murat tek shkallet, 24W, 4K, 1920lm		Sensor optik detektim zjarri
	Çelës 1P i=10A 250V		Pulsant i thyeshem ne rast zjarri
	Kuti shpërndarëse 10x10 ip55		Prajtje lajmeruese optiko-akustike ne rast zjarri
	Kuti shpërndarëse 110x150 ip55		Kamer dome 4mp
	Prize shuko 2P+E; 16A /230 V furnizimi nyst gen		Monitor 32 inch
	Prize shuko 2P+E; 16A /230 V furnizimi ups		Rack Data 22U
	Pika lidhje direkte 3 fazore		Kanaline e brimezuar per fuqizne
	Pika lidhje direkte 1 fazore		Kanaline e brimezuar per mryma e dobta
	Kuader elektrik		Linje internet, DATA
	Prize internet		Linje zjarri
	Linje fuqie per furnizim paneleash		Fiber Optike SM 2C
	Linje ndricimi		Sensor Alarmi Vëllimatik montim jashte mur
	Linje prizash		Sirene Alarmi e brendshme/jashtme
	Card reader		Tastiere aktivizimi/çaktivizim sistemit alarmit
	Kamer Dome 4mpx		Bravë/kondrabraza elektrike

Autoriteti kontraktor:

Emertimi:

Sistemi CCTV
Plani i Katit +1

Vendndodhja:
Kamëz, Tiranë

Projekti elektrik:

Atria Studio

Atria Studio
Nr. Lic. N. 6853/5

ING. Vaso Papamihali
Nr. Lic. E.1188/1

Shenim: Para fillimit te punimeve, te behen matjet ne vend. Per cdo mosperputhje, te behet pershtatja sipas dimensioneve faktike.

Mars 2026

Sistemi CCTV: Kati +2

Sh1:100

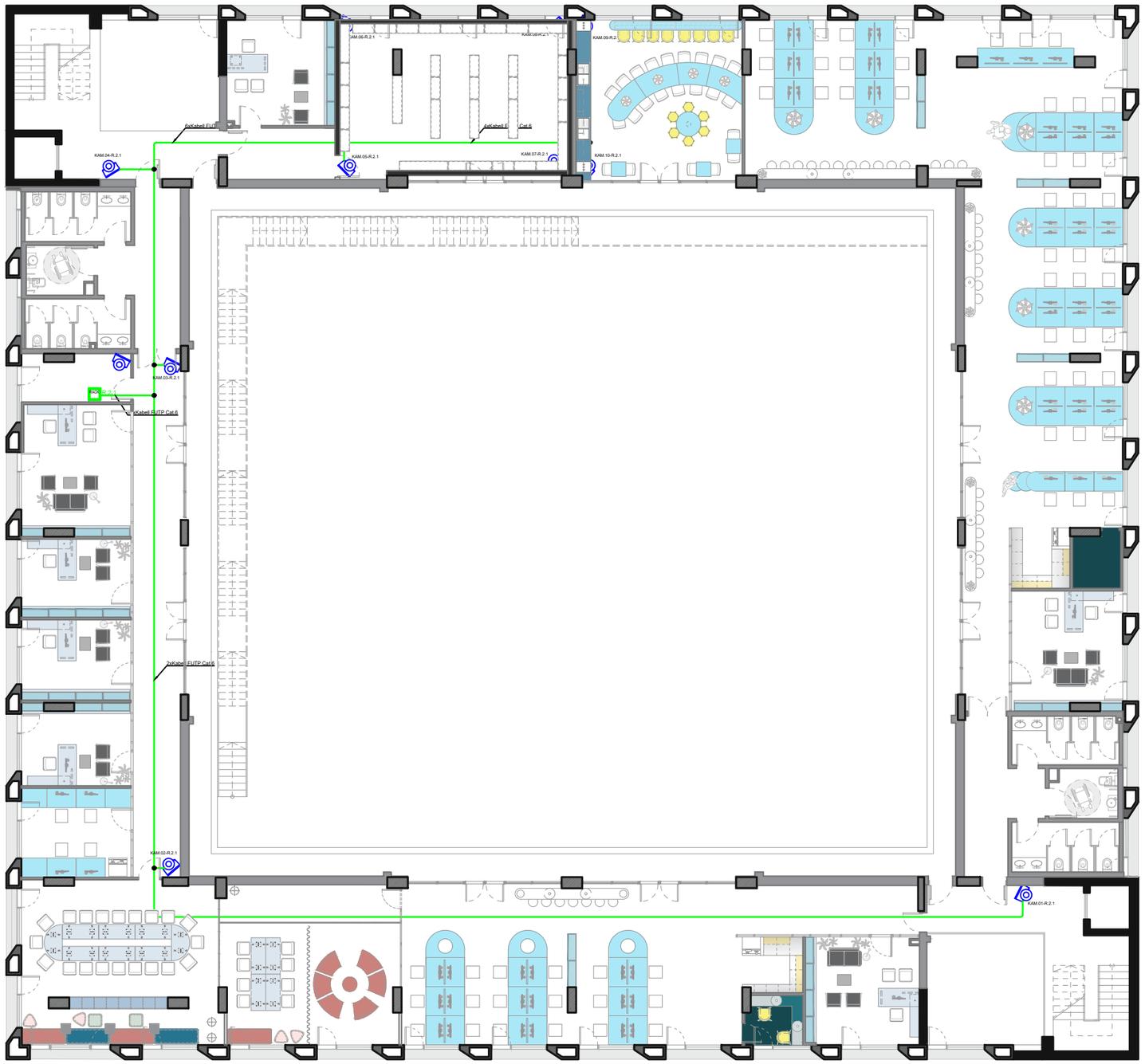

LEGJENDA E SIMBOLEVE ELEKTRIKE

SIMBOLI	PERSHKRIMI	SIMBOLI	PERSHKRIMI
	Shirit led 12Vlm, 4K, basike difuzorn Shirit led 9Wlm, 4K, montuar tek mobiljet e klasave		Mikrofon
	Ndriçues gatesor i klasave, 32W, 4K, 4400lm		Drejtim dalje emergence
	Ndriçues LED, tip 60x60, 36W, 4K, 4000lm		Drejtim dalje emergence djathtas
	Ndriçues mthor, 30W, 4K, 3300lm		Drejtim dalje emergence majtas
	Ndriçues murat tek shkallet, 24W, 4K, 1920lm		Sensor optik detektim zjarri
	Çelës 1P i=10A 250V		Pulsant i thyeshem ne rast zjarri
	Kuti shpërndarëse 10x10 ip55		Prajtje njmerusese optiko-akustike ne rast zjarri
	Kuti shpërndarëse 110x150 ip55		Kamer dome 4mp
	Prize shuko 2P+E; 16A /230 V furnizimi nyat gen		Monitor 32 inch
	Prize shuko 2P+E; 16A /230 V furnizimi ups		Rack Data 22U
	Pika lidhje direkte 3 fazore		Kanaline e brimezuar per fusqine
	Pika lidhje direkte 1 fazore		Kanaline e brimezuar per mryma e dobta
	Kuader elektrik		Linje internet, DATA
	Prize internet		Linje zjarri
	Linje fusqe per furnizim paneleash		Fiber Optike SM 2C
	Linje ndricimi		Sensor Alarmi Volumetrik montim jashte mur
	Linje prizash		Sirene Alarmi e brendshme/jashtme
	Card reader		Tastiere aktivizimi/zaktivizim sistemit alarmit
	Kamer Dome 4mpx		Brava/kondrabraza elektrike

Autoriteti kontraktor:

Emertimi:

Sistemi CCTV
Plani i Katit +2

Vendndodhja:
Kamëz, Tiranë

Projekti elektrik:

Atria Studio

Atria Studio
Nr. Lic. N. 6853/5

ING. Vaso Papamihali
Nr. Lic. E.1188/1

Shenim: Para fillimit te punimeve, te behen matjet ne vend. Per cdo mosperputhje, te behet pershtatja sipas dimensioneve faktike.

Mars 2026

Access Control dhe Alarmi Vjedhjes: Kati 0

Sh1:100

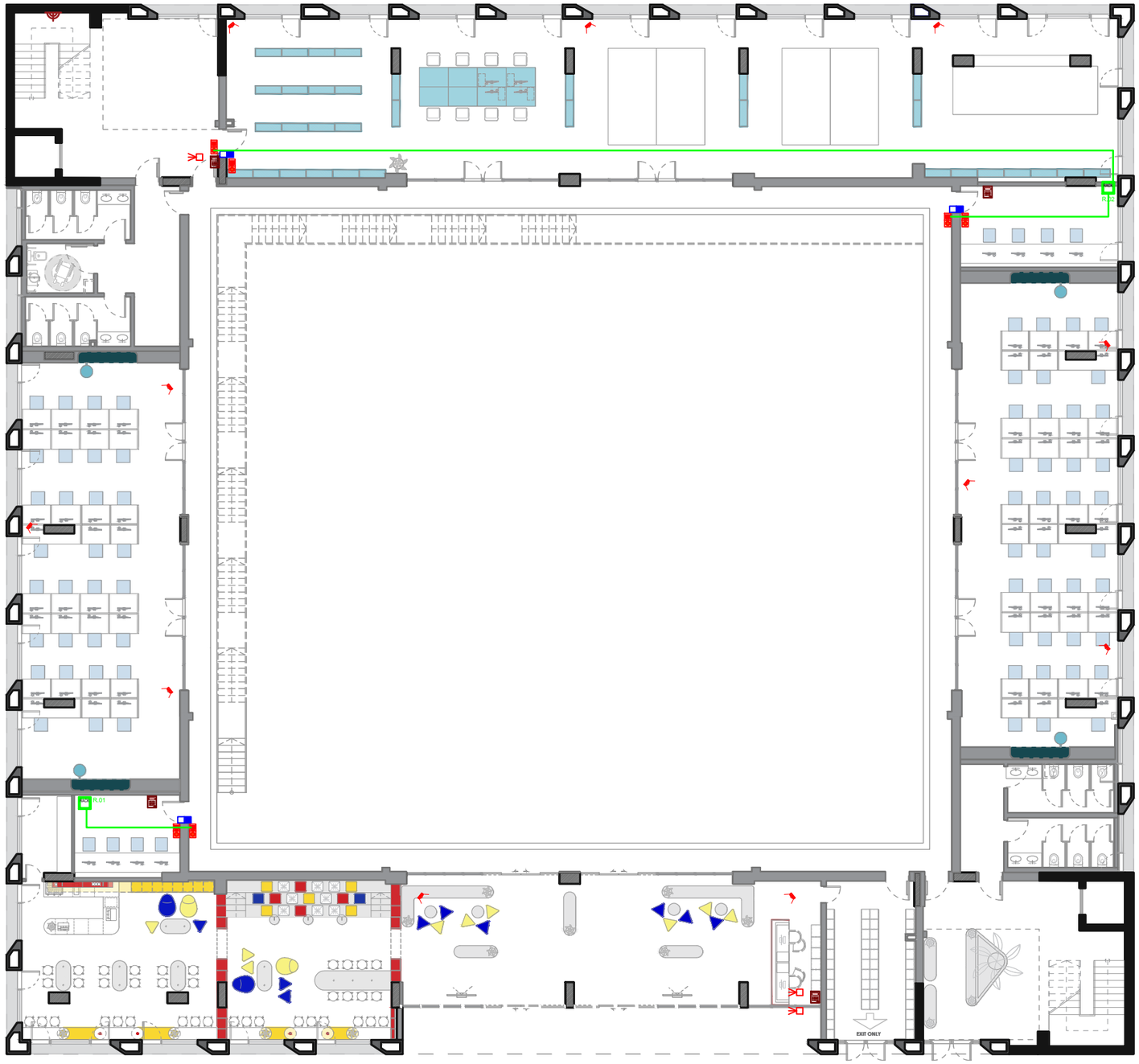

LEGJENDA E SIMBOLEVE ELEKTRIKE

SIMBOLI	PERSHKRIMI	SIMBOLI	PERSHKRIMI
	Shirit led 12V/1m, 4K, basikke difuzorin Shirit led 5W/m, 4K, montuar tek mobiljet e klasave		Mikrofon
	Ndriçues gatesor i klasave, 32W, 4K, 4400lm		Drejtim dalje emergjence
	Ndriçues LED, tip 60x60, 36W, 4K, 4000lm		Drejtim dalje emergjence djathtas
	Ndriçues mthor, 30W, 4K, 3300lm		Drejtim dalje emergjence majtas
	Ndriçues murat tek shkallet, 24W, 4K, 1920lm		Sensor optik detektim zjarri
	Çelës 1P i=10A 250V		Pulsant i thyeshem ne rast zjarri
	Kuti shpërndarëse 110x110 ip55		Prajtje njmerusse optiko-akustike ne rast zjarri
	Kuti shpërndarëse 110x150 ip55		Kamer dome 4mp
	Prize shuko 2P+E; 16A /230 V furnizimi nyjet gen		Monitor 32 inch
	Prize shuko 2P+E; 16A /230 V furnizimi ups		Rack Data 22U
	Pika lidhje direkte 3 fazore		Kanaline e brimezuar per fuqizne
	Pika lidhje direkte 1 fazore		Kanaline e brimezuar per mryma e dobta
	Kuader elektrik		Linje internet, DATA
	Prize internet		Linje zjarri
	Linje fuqie per furnizim paneleash		Fiber Optike SM 2C
	Linje ndricimi		Sensor Alarmi Volumetrik montim jashte mur
	Linje prizash		Sirene Alarmi e brendshme/jashtme
	Card reader		Tastiere aktivizimi/çaktivizim sistemit alarmit
	Kamer Dome 4mpx		Bravë/kondrabraza elektrike

Autoriteti kontraktor:

Emertimi:

Access Alarm
Plani i Katit 0

Vendndodhja:
Kamëz, Tiranë

Projekti elektrik:

Atria Studio

Atria Studio
Nr. Lic. N. 6853/5

ING. Vaso Papamihali
Nr. Lic.

Shenim: Para fillimit te punimeve, te behen matjet ne vend. Per cdo mosperputhje, te behet pershtatja sipas dimensioneve faktike.

Mars 2026

Access Control dhe Alarmi Vjedhjes: Kati +1

Sh1:100



LEGJENDA E SIMBOLEVE ELEKTRIKE

SIMBOLI	PERSHKRIMI	SIMBOLI	PERSHKRIMI
	Shirit led 12V/m, 4K, basikë difuzorë Shirit led 9W/m, 4K, montuar tek mobiljet e klasave		Microfon
	Ndriçues gatesor i klasave, 32W, 4K, 4400lm		Drejtim dalje emergjence
	Ndriçues LED, tip 60x60, 36W, 4K, 4000lm		Drejtim dalje emergjence djathtas
	Ndriçues mthor, 30W, 4K, 3300lm		Drejtim dalje emergjence majtas
	Ndriçues murat tek shkallet, 24W, 4K, 1920lm		Sensor optik detektim zjarri
	Çelës 1P i=10A 250V		Pulsant i thyeshem ne rast zjarri
	Kuti shpërndarëse 10x10 ip55		Prajtje njmerusese optiko-akustike ne rast zjarri
	Kuti shpërndarëse 110x150 ip55		Kamer dome 4mp
	Prize shuko 2P+E; 16A /230 V furnizimi nyjet gen		Monitor 32 inch
	Prize shuko 2P+E; 16A /230 V furnizimi ups		Rack Data 22U
	Pika lidhje direkte 3 fazore		Kanaline e brimezuar per fusqine
	Pika lidhje direkte 1 fazore		Kanaline e brimezuar per mryma e dobta
	Kuader elektrik		Linje internet, DATA
	Prize internet		Linje zjarri
	Linje fusqe per furnizim paneleash		Fiber Optike SM 2C
	Linje ndricimi		Sensor Alarmi Volumetrik montim jashte mur
	Linje prizash		Sirene Alarmi e brendshme/jashtme
	Card reader		Tastiere aktivizimi/çaktivizimi sistemit alarmit
	Kamer Dome 4mpx		Bravë/kondrabraza elektrike

Autoriteti kontraktor:

Emertimi:

Access Alarm
Plani i Katit +1

Vendndodhja:
Kamëz, Tiranë

Projekti elektrik:

Atria Studio

Atria Studio
Nr. Lic. N. 6853/5

ING. Vaso Papamihali
Nr. Lic.

Shenim: Para fillimit te punimeve, te behen matjet ne vend. Per cdo mosperputhje, te behet pershtatja sipas dimensioneve faktike.

Mars 2026

Access Control dhe Alarmi Vjedhjes: Kati +2

Sh1:100

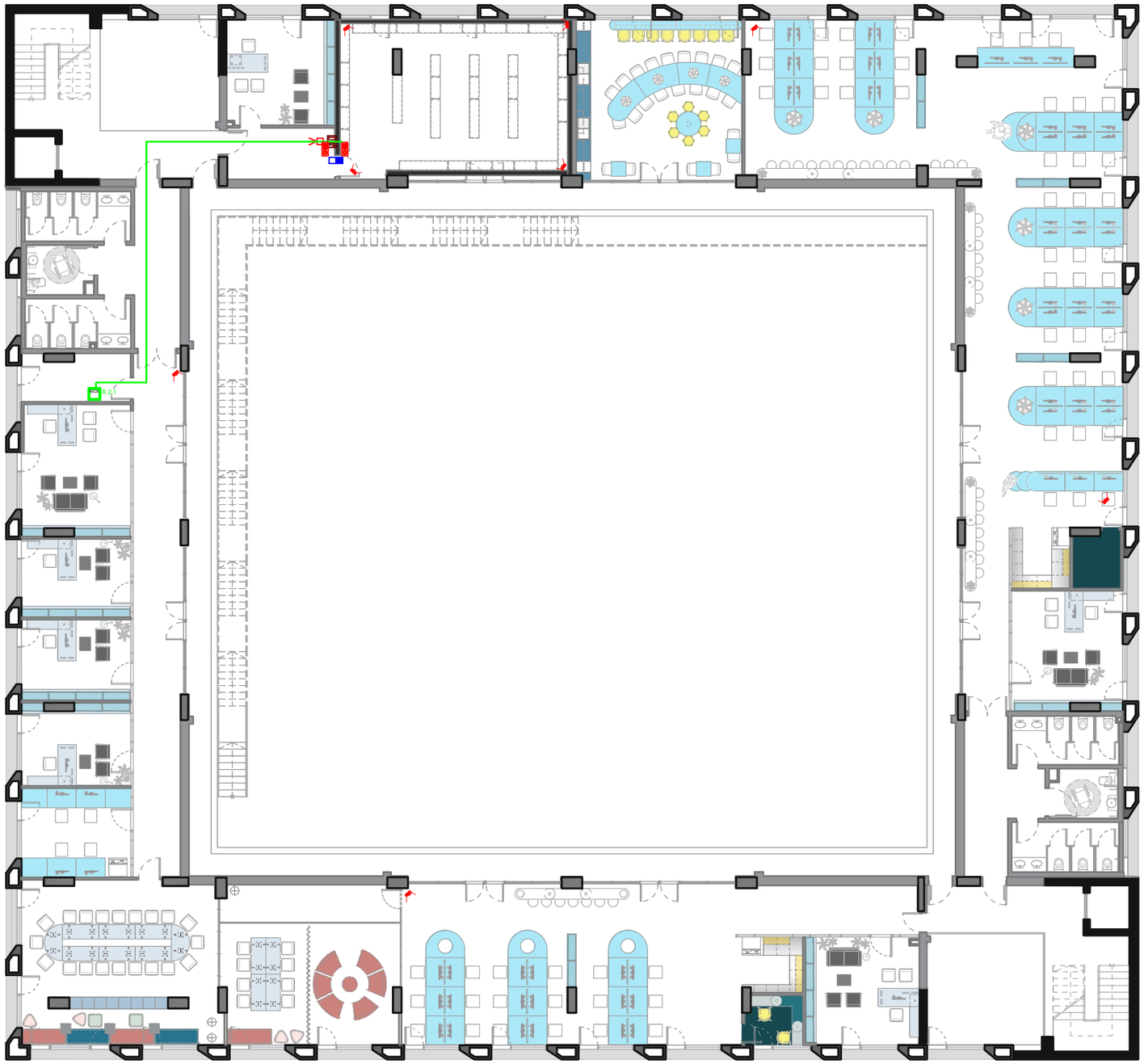

LEGJENDA E SIMBOLEVE ELEKTRIKE

SIMBOLI	PERSHKRIMI	SIMBOLI	PERSHKRIMI
	Shirit led 12V/1m, 4K, basikë difuzorë Shirit led 5W/m, 4K, montuar tek mobiljet e klasave		Mikrofon
	Ndriçues gatesor i klasave, 32W, 4K, 4400lm		Drejtim dalje emergence
	Ndriçues LED, tip 60x60, 36W, 4K, 4000lm		Drejtim dalje emergence djathtas
	Ndriçues mthor, 30W, 4K, 3300lm		Drejtim dalje emergence majtas
	Ndriçues murat tek shkallet, 24W, 4K, 1920lm		Sensor optik detektim zjarri
	Çelës 1P i=10A 250V		Pulsant i thyeshem ne rast zjarri
	Kuti shpërndarëse 10x10 ip55		Prajisje njmerusese optiko-akustike ne rast zjarri
	Kuti shpërndarëse 110x150 ip55		Kamer dome 4mp
	Prize shuko 2P+E; 16A /230 V furnizimi nyat gen		Monitor 32 inch
	Prize shuko 2P+E; 16A /230 V furnizimi ups		Rack Data 22U
	Pika lidhje direkte 3 fazore		Kanaline e brimezuar per fuqizne
	Pika lidhje direkte 1 fazore		Kanaline e brimezuar per mrymat e dobta
	Kuader elektrik		Linja internet, DATA
	Prize internet		Linja zjarri
	Linja fuqie per furnizim paneleash		Fiber Optike SM 2C
	Linja ndricimi		Sensor Alarmi Volumetrik montim jashte mur
	Linja prizash		Sirene Alarmi e brendshme/jashtme
	Card reader		Tastiere aktivizimi/çaktivizim sistemit alarmit
	Kamer Dome 4mpx		Brava/kondrabraza elektrike

Autoriteti kontraktor:

Emertimi:

Access Alarm
Plani i Katit +2

Vendndodhja:
Kamëz, Tiranë

Projekti elektrik:

Atria Studio

Atria Studio
Nr. Lic. N. 6853/5

ING. Vaso Papamihali
Nr. Lic.

Shenim: Para fillimit te punimeve, te behen matjet ne vend. Per cdo mosperputhje, te behet pershtatja sipas dimensioneve faktike.

Mars 2026

Customer:

Project: **PANELI KRYESOR**

Notes:

Designer:

Rev. n°1			Date:	
Rev. n°2			Drafter:	
Rev. n°3			Design.:	
REVISIONS	Date:	Signatures	Approval:	

Calculated by:	DOC
File name:	
Record #:	

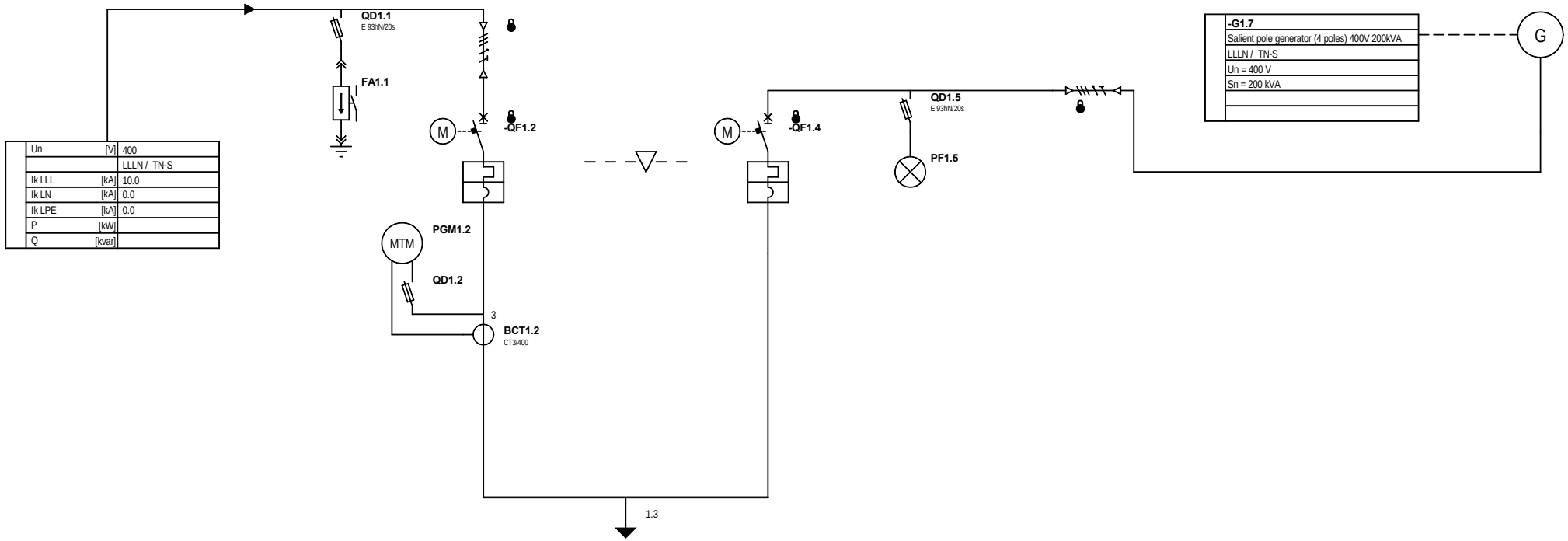

Un	[V]	400
		LLLN / TN-S
Ik LLL	[kA]	10.0
Ik LN	[kA]	0.0
Ik LPE	[kA]	0.0
P	[kW]	
Q	[kvar]	

		SHKARKUES		VJEN NGA RRJETI				VJEN NGA GJENERATORI		SINJALIZIM GJENERATOR		VJEN NGA GJENERATORI							
Load	Description																		
	Voltage [V]	dU %																	
	Active power [kW]	UF %																	
	In [A]	Cosphi																	
Command / protection	Producer			ABB				ABB											
	Circuit breaker/Disconnector			T4N 320 PR222DS-LSI 320A				T4N 320 PR222DS-LSI 320A											
	Poles	In [A]		4P	320			4P	320										
	Ith [A]	Idn [A]																	
	Im [A]	Icu/Icn [kA]			36.0				36.0										
	Fuse	Size [A]																	
	Contactor	In [A]																	
	Contactor	In [A]																	
	Overload Relay	Setting [A]																	
Distribution line	Cable type			Cu-EPR/XLPE								Cu-EPR/XLPE							
	Sections			5G150/95								5G150/95							
	Length [m]	Iz [A]		20	399.0							20	399.0						
	IB L1 [A]	Installation num.			13								13						
	IB L2 [A]	dU %			-0.00								-0.00						
	IB L3 [A]	Ib min [kA]																	
	IB N [A]	Ib max [kA]																	

(*) The circuit-breaker is in discrimination relations with other circuit-breakers
(**) The circuit-breaker is in back-up relations with other circuit-breakers
(!) Important notice about coordination to be verified in Discrimination report

Rev. n°1			Date:		Description	Customer:			Drawing number:		
Rev. n°2			Drafter:			Project:	PANELI KRYESOR				
Rev. n°3			Design.:			File:		Sheet: 1	Next sheet: 5	Sheets: 6	
REVISIONS	Date:	Signatures	Approval:			Serial:					

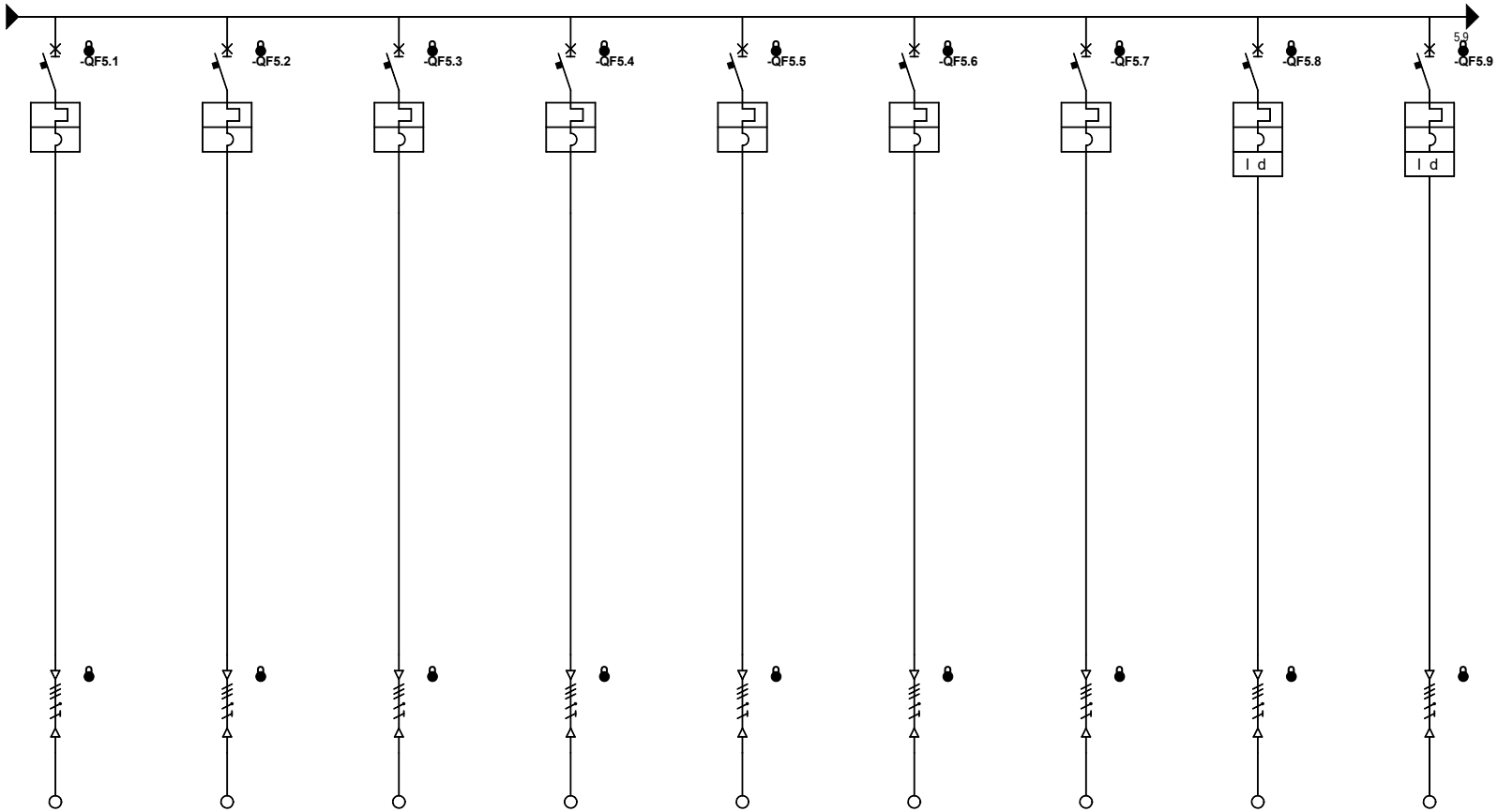

	Description																			
Load	Voltage [V]	dU %	400		400		400		400		400		400		400		400		400	
	Active power [kW]	UF %	10.00	100	10.00	100	10.00	100	10.00	100	10.00	100	10.00	100	10.00	100	10.00	100	40.00	100
	In [A]	Cosphi	16.0	0.90	16.0	0.90	16.0	0.90	16.0	0.90	16.0	0.90	16.0	0.90	16.0	0.90	16.0	0.90	64.2	0.90
Command / protection	Producer		ABB		ABB		ABB		ABB		ABB		ABB		ABB		ABB		ABB	
	Circuit breaker/Disconnector		XT1B 160 TMD 80-800		XT1B 160 TMD 40-450		XT1B 160 TMD 32-450		XT1B 160 TMD 40-450		XT1B 160 TMD 40-450		XT1B 160 TMD 40-450		XT1B 160 TMD 63-630		XT1B 160 TMD 80-800 RC Inst x XT1		XT1B 160 TMD 80-800 RC Inst x XT1	
	Poles	In [A]	4P	80	4P	40	4P	32	4P	40	4P	40	4P	40	4P	63	4P	80	4P	80
	Ith [A]	Idn [A]																		
	Im [A]	Icu/Icn [kA]		18.0		18.0		18.0		18.0		18.0		18.0		18.0		18.0		18.0
	Fuse	Size [A]																		
	Contactor	In [A]																		
	Contactor	In [A]																		
	Overload Relay	Setting [A]																		
Distribution line	Cable type		Cu-EPR/XLPE		Cu-EPR/XLPE		Cu-EPR/XLPE		Cu-EPR/XLPE		Cu-EPR/XLPE		Cu-EPR/XLPE		Cu-EPR/XLPE		Cu-EPR/XLPE		Cu-EPR/XLPE	
	Sections		5G25		5G10		5G6		5G10		5G10		5G10		5G16		5G25		5G25	
	Length [m]	Iz [A]	20	127.0	20	75.0	20	54.0	20	75.0	20	75.0	20	75.0	20	100.0	20	127.0	20	127.0
	IB L1 [A]	Installation num.		13		13		13		13		13		13		13		13		13
	IB L2 [A]	dU %		0.01		0.02		0.03		0.02		0.02		0.02		0.01		0.01		0.01
	IB L3 [A]	Ib min [kA]																		
	IB N [A]	Ib max [kA]																		

(*) The circuit-breaker is in discrimination relations with other circuit-breakers
(**) The circuit-breaker is in back-up relations with other circuit-breakers
(!) Important notice about coordination to be verified in Discrimination report

Rev. n°1			Date:		Description	Customer:			Drawing number:		
Rev. n°2			Drafter:			Project:	PANELI KRYESOR				
Rev. n°3			Design.:			File:		Sheet: 5	Next sheet: 6	Sheets: 6	
REVISIONS	Date:	Signatures	Approval:			Serial:					

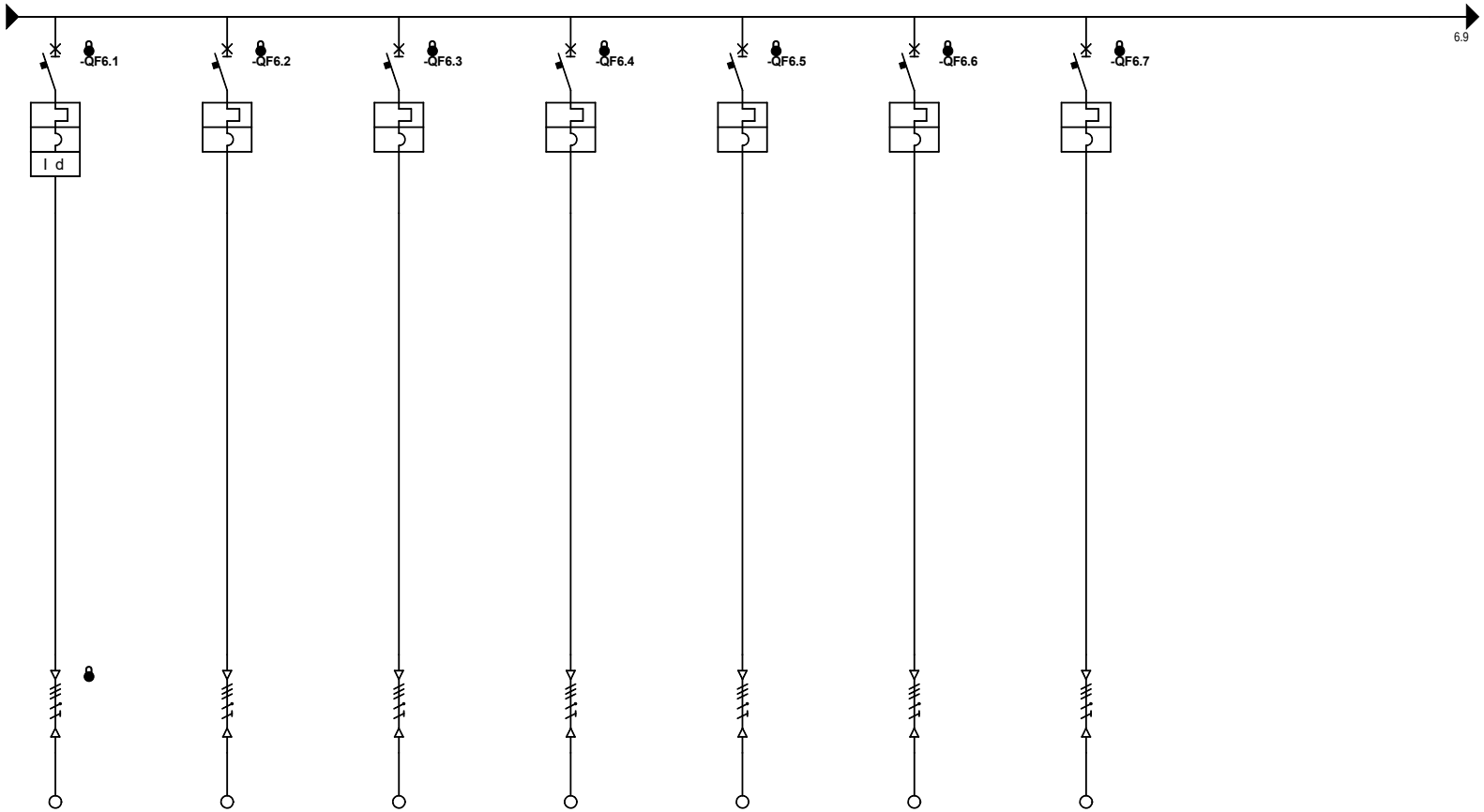

Load	Description				KONDICIONIM 3		REZERVE		REZERVE		REZERVE		REZERVE		REZERVE		REZERVE					
	Voltage [V]	dU %			400		400		400		400		400		400		400					
	Active power [kW]	UF %			40.00	100	10.00	100	10.00	100	10.00	100	10.00	100	10.00	100	10.00	100				
	In [A]	Cosphi			64.2	0.90	16.0	0.90	16.0	0.90	16.0	0.90	16.0	0.90	16.0	0.90	16.0	0.90				
Command / protection	Producer				ABB		ABB		ABB		ABB		ABB		ABB		ABB					
	Circuit breaker/Disconnector				XT1B 160 TMD 80-800 RC Inst x XT1		S204-C63		S 294-C 80		S204-C63		S 294-C 80		S204-C63		S 294-C 80					
	Poles	In [A]			4P	80	4P	63	4P	80	4P	63	4P	80	4P	63	4P	80				
	Ith [A]	Idn [A]																				
	Im [A]	Icu/Icn [kA]				18.0		10.0		15.0		10.0		15.0		10.0		15.0				
	Fuse	Size [A]																				
	Contactor	In [A]																				
	Contactor	In [A]																				
	Overload Relay	Setting [A]																				
Distribution line	Cable type				Cu-EPR/XLPE		Cu-EPR/XLPE		Cu-EPR/XLPE		Cu-EPR/XLPE		Cu-EPR/XLPE		Cu-EPR/XLPE		Cu-EPR/XLPE					
	Sections				5G25		5G1.5		5G1.5		5G1.5		5G1.5		5G1.5		5G1.5					
	Length [m]	Iz [A]			20	127.0	10	23.0	10	23.0	10	23.0	10	23.0	10	23.0	10	23.0				
	IB L1 [A]	Installation num.				13		13		13		13		13		13		13				
	IB L2 [A]	dU %				0.01		0.06		0.06		0.06		0.06		0.06		0.06				
	IB L3 [A]	Ib min [kA]																				
	IB N [A]	Ib max [kA]																				

(*) The circuit-breaker is in discrimination relations with other circuit-breakers
(**) The circuit-breaker is in back-up relations with other circuit-breakers
(!) Important notice about coordination to be verified in Discrimination report

Rev. n°1			Date:		Description	Customer:			Drawing number:		
Rev. n°2			Drafter:			Project:	PANELI KRYESOR				
Rev. n°3			Design.:			File:		Sheet: 6	Next sheet: 7	Sheets: 6	
REVISIONS	Date:	Signatures	Approval:			Serial:					

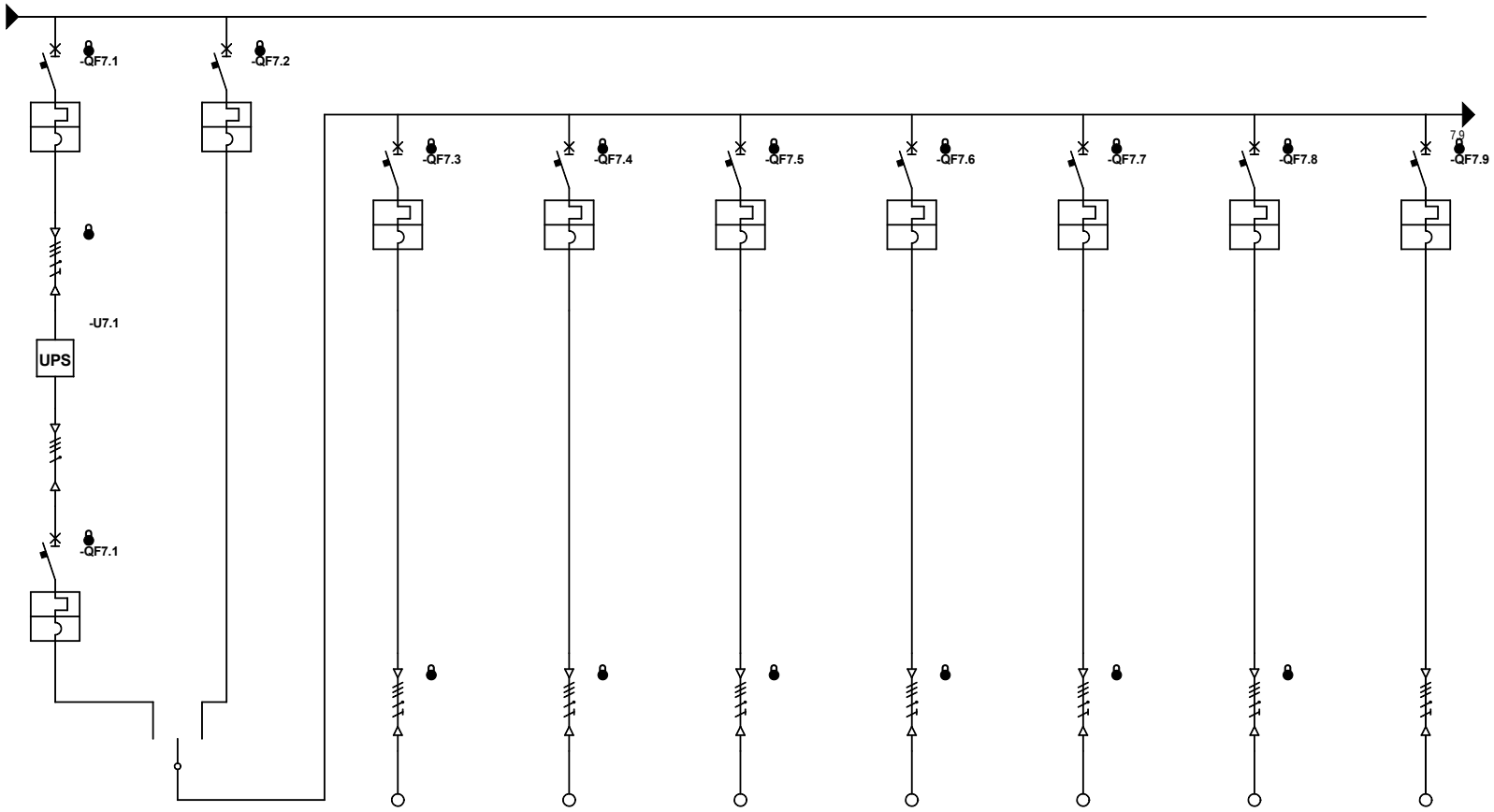

	Description																			
Load	Voltage [V]	dU %	FURNIZON		VJEN NGA RRJETI		FURNIZON K2.1 UPS		FURNIZON K1.1 UPS		FURNIZON K1.2 UPS		FURNIZON K1.3 UPS		FURNIZON K01 SH UPS		FURNIZON K02 SH UPS		REZERVE	
	Active power [kW]	UF %					400		400		400		400		400		400		400	
	In [A]	Cosphi					10.00	100	10.00	100	10.00	100	10.00	100	10.00	100	10.00	100	10.00	100
							16.0	0.90	16.0	0.90	16.0	0.90	16.0	0.90	16.0	0.90	16.0	0.90	16.0	0.90
Command / protection	Producer		ABB		ABB		ABB		ABB		ABB		ABB		ABB		ABB		ABB	
	Circuit breaker/Disconnector		S804B-C63		S804B-C100		XT1B 160 TMD 63-630		XT1B 160 TMD 63-630		XT1B 160 TMD 63-630		XT1B 160 TMD 63-630		XT1B 160 TMD 63-630		XT1B 160 TMD 40-450		S204-C40	
	Poles	In [A]	4P	63	4P	100	4P	63	4P	63	4P	63	4P	63	4P	63	4P	40	4P	40
	Ith [A]	Idn [A]																		
	Im [A]	Icu/Icn [kA]		16.0		16.0		18.0		18.0		18.0		18.0		18.0		18.0		10.0
	Fuse	Size [A]																		
	Contactor	In [A]																		
	Contactor	In [A]																		
	Overload Relay	Setting [A]																		
Distribution line	Cable type		Cu-EPR/XLPE				Cu-EPR/XLPE		Cu-EPR/XLPE		Cu-EPR/XLPE		Cu-EPR/XLPE		Cu-EPR/XLPE		Cu-EPR/XLPE			
	Sections		5G25				5G16		5G16		5G10		5G10		5G10		5G10			
	Length [m]	Iz [A]	15	127.0			10	100.0	10	100.0	10	75.0	10	75.0	10	75.0	10	75.0		
	IB L1 [A]	Installation num.		13				13		13		13		13		13		13		
	IB L2 [A]	dU %		0.01				0.01		0.01		0.01		0.01		0.01		0.01		
	IB L3 [A]	Ib min [kA]																		
	IB N [A]	Ib max [kA]																		

(*) The circuit-breaker is in discrimination relations with other circuit-breakers
(**) The circuit-breaker is in back-up relations with other circuit-breakers
(!) Important notice about coordination to be verified in Discrimination report

Rev. n°1			Date:		Description	Customer:			Drawing number:		
Rev. n°2			Drafter:			Project:	PANELI KRYESOR				
Rev. n°3			Design.:			File:		Sheet: 7	Next sheet: 8	Sheets: 6	
REVISIONS	Date:	Signatures	Approval:			Serial:					

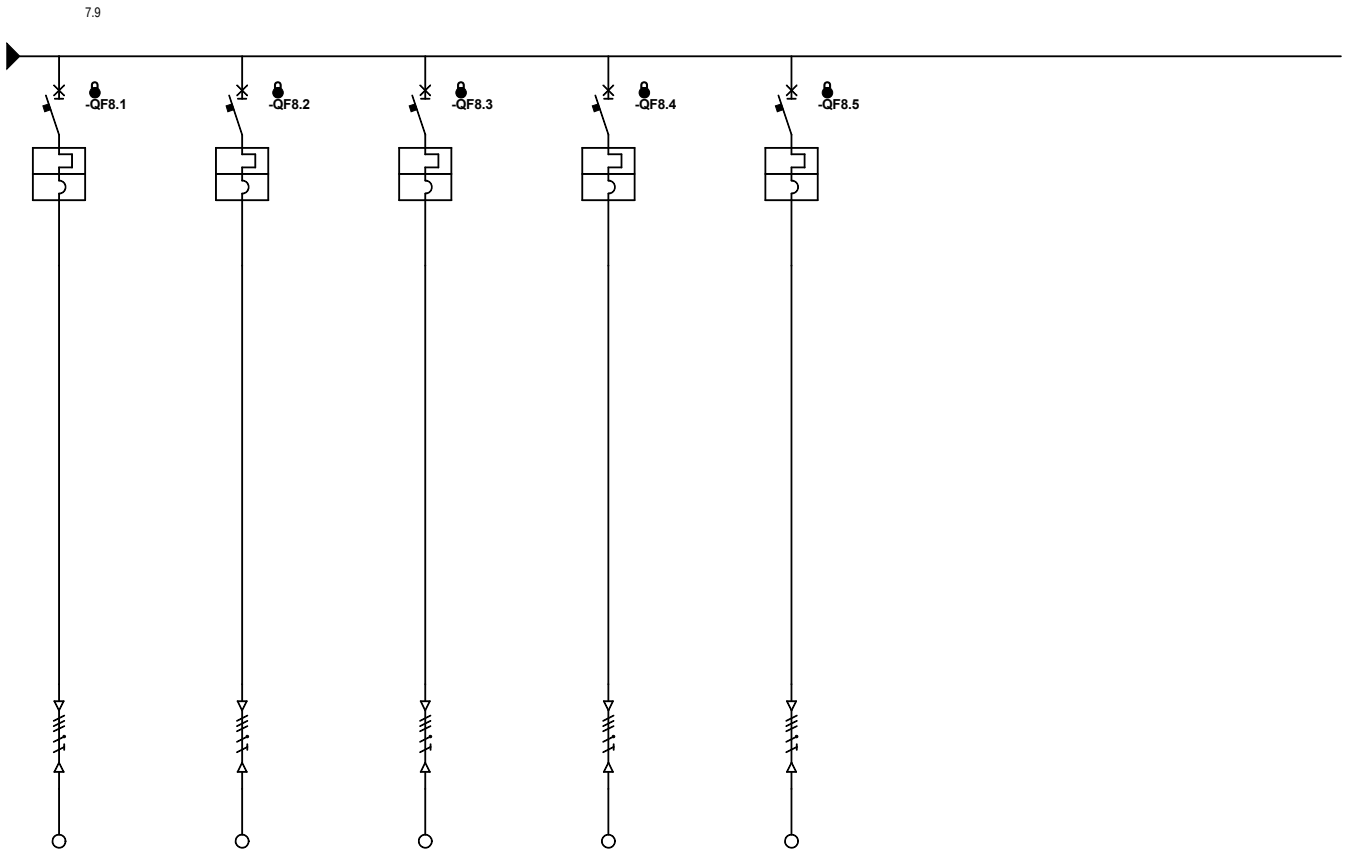

	Description																					
Load	Voltage [V]	dU %	400		400		400		400		400											
	Active power [kW]	UF %	10.00	100	10.00	100	10.00	100	10.00	100	10.00	100										
	In [A]	Cosphi	16.0	0.90	16.0	0.90	16.0	0.90	16.0	0.90	16.0	0.90										
Command / protection	Producer		ABB		ABB		ABB		ABB		ABB											
	Circuit breaker/Disconnector		S204-C40		S204-C40		S204-C40		S204-C40		S204-C40											
	Poles	In [A]	4P	40	4P	40	4P	40	4P	40	4P	40										
	Ith [A]	Idn [A]																				
	Im [A]	Icu/Icn [kA]		10.0		10.0		10.0		10.0		10.0										
	Fuse	Size [A]																				
	Contactor	In [A]																				
	Contactor	In [A]																				
	Overload Relay	Setting [A]																				
Distribution line	Cable type																					
	Sections																					
	Length [m]	Iz [A]																				
	IB L1 [A]	Installation num.																				
	IB L2 [A]	dU %																				
	IB L3 [A]	Ib min [kA]																				
	IB N [A]	Ib max [kA]																				

(*) The circuit-breaker is in discrimination relations with other circuit-breakers
(**) The circuit-breaker is in back-up relations with other circuit-breakers
(!) Important notice about coordination to be verified in Discrimination report

Rev. n°1			Date:		Description	Customer:			Drawing number:		
Rev. n°2			Drafter:			Project:	PANELI KRYESOR				
Rev. n°3			Design.:			File:		Sheet: 8	Next sheet: 9	Sheets: 6	
REVISIONS	Date:	Signatures	Approval:			Serial:					

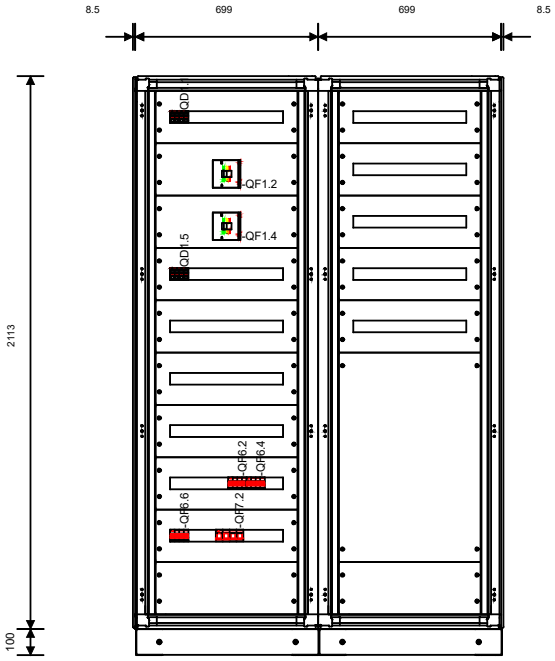

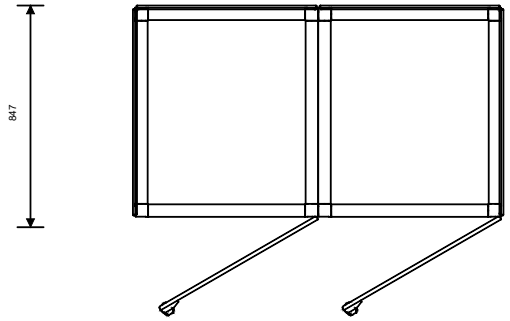

(*) The circuit-breaker is in discrimination relations with other circuit-breakers
(**) The circuit-breaker is in back-up relations with other circuit-breakers
(!) Important notice about coordination to be verified in Discrimination report

Rev. n°1			Date:			Description	Customer:			Drawing number:	
Rev. n°2			Drafter:				Project:				
Rev. n°3			Design.:				File:		Sheet: 9	Next sheet:	Sheets: 6
REVISIONS	Date:	Signatures	Approval:				Serial:				

Customer:

Project: **PANELI BAR**

Notes:

Designer:

Rev. n°1			Date:	
Rev. n°2			Drafter:	
Rev. n°3			Design.:	
REVISIONS	Date:	Signatures	Approval:	

Calculated by:	DOC
File name:	
Record #:	

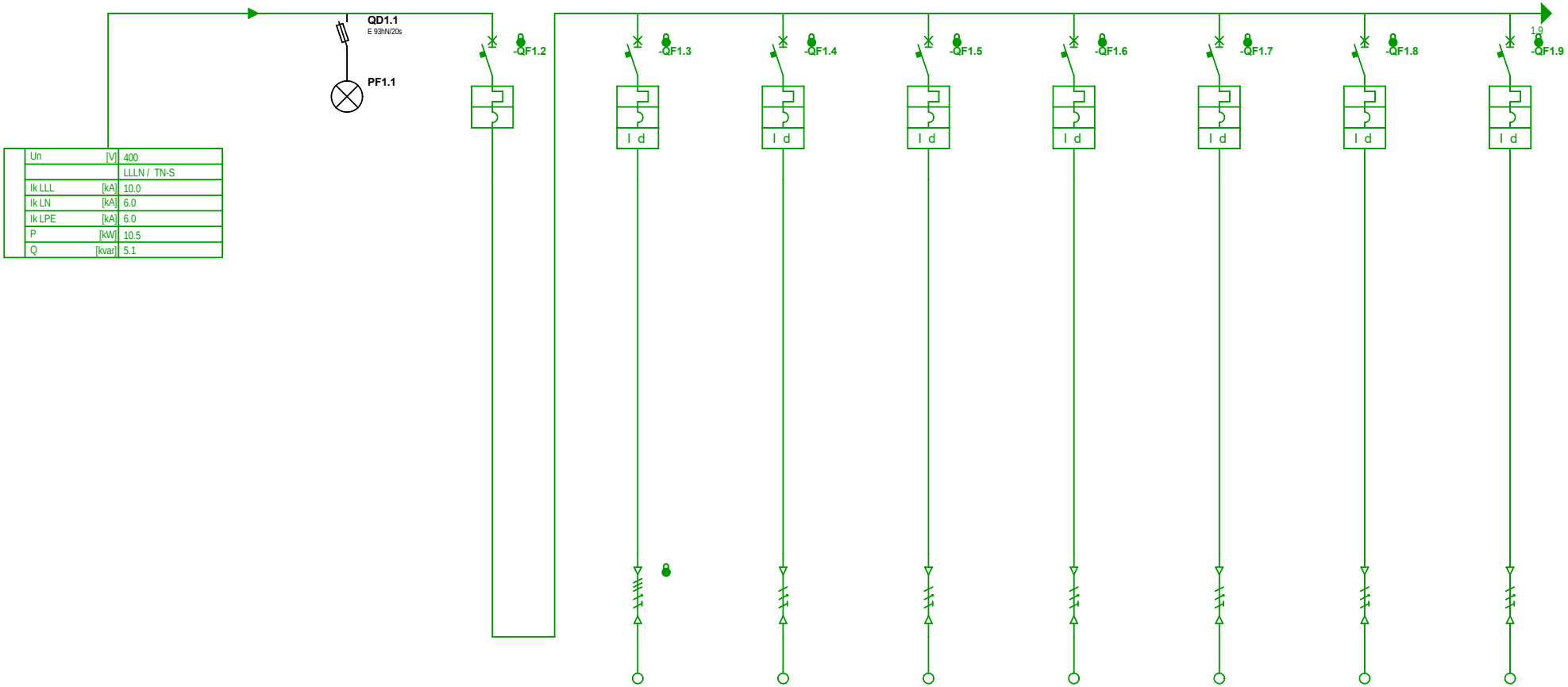

Un	[V]	400
		LLLN / TN-S
Ik LLL	[kA]	10.0
Ik LN	[kA]	6.0
Ik LPE	[kA]	6.0
P	[kW]	10.5
Q	[kvar]	5.1

	Description			SINJALIZIM		KRYESORI BAR		L1PRR.KBAR		L2PRR.KBAR		L3PRR.KBAR		L4PRR.KBAR		L4PRR.KBAR		L5PRR.KBAR		REZERVE	
Load	Voltage [V]	dU %						400	0.15	231	1.00	231	1.00	231	1.00	231	1.00	231	1.00	231	1.00
	Active power [kW]	UF %						5.00	100	2.00	100	2.00	100	2.00	100	2.00	100	2.00	100	2.00	100
	In [A]	Cosphi						8.0	0.90	9.6	0.90	9.6	0.90	9.6	0.90	9.6	0.90	9.6	0.90	9.6	0.90
Command / protection	Producer					ABB		ABB		ABB		ABB		ABB		ABB		ABB		ABB	
	Circuit breaker/Disconnector					S204P-C40		S204P-C25 DDA204 AC-25/0,03		DS201 C16/0,03-AC		DS201 C16/0,03-AC		DS201 C16/0,03-AC		DS201 C16/0,03-AC		DS201 C16/0,03-AC		DS201 C16/0,03-AC	
	Poles	In [A]				4P	40	4P	25	1P+N	16	1P+N	16	1P+N	16	1P+N	16	1P+N	16	1P+N	16
	Ith [A]	Idn [A]				40.0		25.0	0.030	16.0	0.030	16.0	0.030	16.0	0.030	16.0	0.030	16.0	0.030	16.0	0.030
	Im [A]	Icu/Icn [kA]				400.0	15.0	250.0	25.0	160.0	10.0	160.0	10.0	160.0	10.0	160.0	10.0	160.0	10.0	160.0	10.0
	Fuse	Size [A]																			
	Contactor	In [A]																			
	Contactor	In [A]																			
	Overload Relay	Setting [A]																			
Distribution line	Cable type							Cu-EPR/XLPE		Cu-EPR/XLPE		Cu-EPR/XLPE		Cu-EPR/XLPE		Cu-EPR/XLPE		Cu-EPR/XLPE		Cu-EPR/XLPE	
	Sections							5G4		3G1.5		3G1.5		3G1.5		3G1.5		3G1.5		3G1.5	
	Length [m]	Iz [A]						10	42.0	10	26.0	10	26.0	10	26.0	10	26.0	10	26.0	10	26.0
	IB L1 [A]	Installation num.				18.4		8.0	13	9.6	13		13		13	9.6	13		13		13
	IB L2 [A]	dU %				16.0		8.0	0.15		1.00	9.6	1.00		1.00		1.00	9.6	1.00		1.00
	IB L3 [A]	Ib min [kA]				16.0		8.0	1.11		0.43		0.43	9.6	0.43		0.43		0.43	9.6	0.43
	IB N [A]	Ib max [kA]				2.4		0.0	10.00	9.6	6.00	9.6	6.00	9.6	6.00	9.6	6.00	9.6	6.00	9.6	6.00

(*) The circuit-breaker is in discrimination relations with other circuit-breakers
(**) The circuit-breaker is in back-up relations with other circuit-breakers
(!) Important notice about coordination to be verified in Discrimination report

Rev. n°1			Date:		Description	Customer:			Drawing number:		
Rev. n°2			Drafter:			Project:	PANELI BAR				
Rev. n°3			Design.:			File:		Sheet: 1	Next sheet: 2	Sheets: 2	
REVISIONS	Date:	Signatures	Approval:			Serial:					

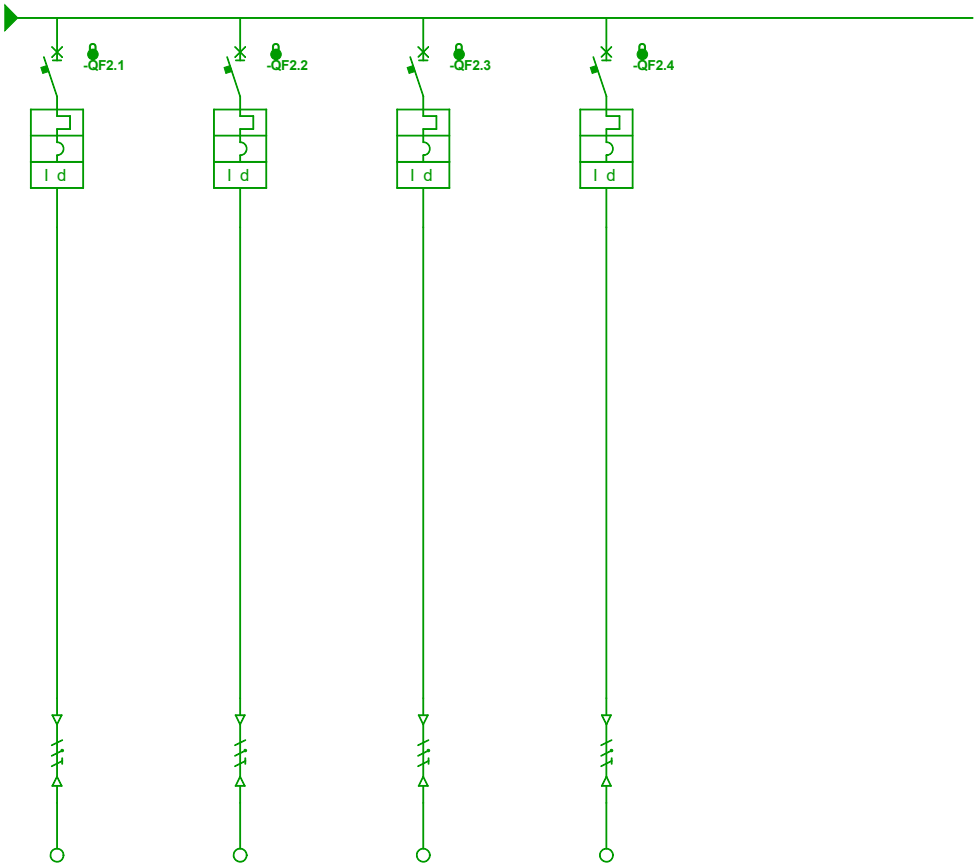

	Description																					
Load	Voltage [V]	dU %	L1NRR.KBAR		L2NRR.KBAR		REZERVE		REZERVE													
	Active power [kW]	UF %	231	0.49	231	0.49	231	0.49	231	0.49												
	In [A]	Cosphi	1.00	100	1.00	100	1.00	100	1.00	100												
			4.8	0.90	4.8	0.90	4.8	0.90	4.8	0.90												
Command / protection	Producer		ABB		ABB		ABB		ABB													
	Circuit breaker/Disconnector		DS201 C10/0,03-AC		DS201 C10/0,03-AC		DS201 C10/0,03-AC		DS201 C10/0,03-AC													
	Poles	In [A]	1P+N	10	1P+N	10	1P+N	10	1P+N	10												
	Ith [A]	Idn [A]	10.0	0.030	10.0	0.030	10.0	0.030	10.0	0.030												
	Im [A]	Icu/Icn [kA]	100.0	10.0	100.0	10.0	100.0	10.0	100.0	10.0												
	Fuse	Size [A]																				
	Contactor	In [A]																				
	Contactor	In [A]																				
	Overload Relay	Setting [A]																				
Distribution line	Cable type		Cu-EPR/XLPE		Cu-EPR/XLPE		Cu-EPR/XLPE		Cu-EPR/XLPE													
	Sections		3G1.5		3G1.5		3G1.5		3G1.5													
	Length [m]	Iz [A]	10	26.0	10	26.0	10	26.0	10	26.0												
	IB L1 [A]	Installation num.	4.8	13		13		13	4.8	13												
	IB L2 [A]	dU %		0.49	4.8	0.49		0.49		0.49												
	IB L3 [A]	Ib min [kA]		0.43		0.43	4.8	0.43		0.43												
	IB N [A]	Ib max [kA]	4.8	6.00	4.8	6.00	4.8	6.00	4.8	6.00												

(*) The circuit-breaker is in discrimination relations with other circuit-breakers
(**) The circuit-breaker is in back-up relations with other circuit-breakers
(!) Important notice about coordination to be verified in Discrimination report

Rev. n°1			Date:		Description	Customer:			Drawing number:		
Rev. n°2			Drafter:			Project:	PANELI BAR				
Rev. n°3			Design.:			File:		Sheet: 2	Next sheet:	Sheets: 2	
REVISIONS	Date:	Signatures	Approval:			Serial:					

Short circuit calculation

Switchboard	Ib LLL (kA)	Ip LLL (kA)	Ib LL (kA)	Ip LL (kA)	Ib LN (kA)	Ip LN (kA)	Ib LPE (kA)	Ip LPE (kA)
Switchboard1	10.00	24.68	8.66	21.37	6.00	14.81	6.00	14.81

Rev. n°1			Date:			Description	Customer:			Drawing number:	
Rev. n°2			Drafter:				Project:	PANELI BAR			
Rev. n°3			Design.:				File:		Sheet: 1	Next sheet:	Sheets: 1
REVISIONS	Date:	Signatures	Approval:				Serial:				

Protection of Lv Cables

-WC1.3 L1PRR.KBAR

Load data	Phases - Distribution System		LLLN / TN-S
	Voltage	[V]	400
	IB (A)	[A]	8.0
	Cosphi		0.90
Cable	Cable cross-sections		5G4
	Conductor - Insulator		Cu / EPR/XLPE
	Length (m)	[m]	10
	Iz (A)	[A]	42.0
	dU (%)		0.15
	Work Temp (°C)	[°C]	32.2
	Power loss	[W]	9.36
	K²S²	[A2s]	326608

Protection checks

Overload: protected by **-QF1.3 S204P-C25** — **Passed**
IB (8.02[A]) <= Ith (25.00[A]) <= Iz (42.00[A]) and If (36.25[A]) <= 1.45*Iz (60.90[A]); Uref=400V

Short circuit at terminal 1 (current flowing downstream): protected by **-QF1.3 S204P-C25** — **Passed**
Protection guaranteed up to Ik LLL (10.00[kA]), Ik LN (6.00[kA]), Ik L-PE (6.00[kA]); Uref=400V

Indirect touch at terminal 2 (current flowing downstream): protected by **-QF1.3 S204P-C25** **+ DDA204 AC-25/0,03** — **Passed**
Id (0.03[A]) <= Ikmin L-PE (1.11[kA]) and Td (0.04[s]) <= Max tripping time (0.40[s]); Uref=400V

Short circuit at terminal 2 (current flowing upstream): protected by

Indirect touch at terminal 1 (current flowing upstream): protected by

-WC1.4 L2PRR.KBAR

Load data	Phases - Distribution System		LN / TN-S (L1-N)
	Voltage	[V]	230.94
	IB (A)	[A]	9.6
	Cosphi		0.90
Cable	Cable cross-sections		3G1.5
	Conductor - Insulator		Cu / EPR/XLPE
	Length (m)	[m]	10
	Iz (A)	[A]	26.0
	dU (%)		1.00
	Work Temp (°C)	[°C]	38.2
	Power loss	[W]	24.52
	K²S²	[A2s]	45929

Protection checks

Overload: protected by **-QF1.4 DS201 C16/0,03-AC** — **Passed**
IB (9.62[A]) <= Ith (16.00[A]) <= Iz (26.00[A]) and If (23.20[A]) <= 1.45*Iz (37.70[A]); Uref=400V

Short circuit at terminal 1 (current flowing downstream): protected by **-QF1.4 DS201 C16/0,03-AC** — **Passed**
Protection guaranteed up to Ik LN (6.00[kA]), Ik L-PE (6.00[kA]); Uref=400V

Indirect touch at terminal 2 (current flowing downstream): protected by **-QF1.4 DS201 C16/0,03-AC** — **Passed**
Id (0.03[A]) <= Ikmin L-PE (0.43[kA]) and Td (0.04[s]) <= Max tripping time (0.40[s]); Uref=400V

Short circuit at terminal 2 (current flowing upstream): protected by

Indirect touch at terminal 1 (current flowing upstream): protected by

-WC1.5 L3PRR.KBAR

Load data	Phases - Distribution System		LN / TN-S (L2-N)
	Voltage	[V]	230.94
	IB (A)	[A]	9.6
	Cosphi		0.90
Cable	Cable cross-sections		3G1.5
	Conductor - Insulator		Cu / EPR/XLPE
	Length (m)	[m]	10
	Iz (A)	[A]	26.0
	dU (%)		1.00
	Work Temp (°C)	[°C]	38.2
	Power loss	[W]	24.52
	K²S²	[A2s]	45929

Protection checks

Overload: protected by **-QF1.5 DS201 C16/0,03-AC** — **Passed**
IB (9.62[A]) <= Ith (16.00[A]) <= Iz (26.00[A]) and If (23.20[A]) <= 1.45*Iz (37.70[A]); Uref=400V

Short circuit at terminal 1 (current flowing downstream): protected by **-QF1.5 DS201 C16/0,03-AC** — **Passed**
Protection guaranteed up to Ik LN (6.00[kA]), Ik L-PE (6.00[kA]); Uref=400V

Indirect touch at terminal 2 (current flowing downstream): protected by **-QF1.5 DS201 C16/0,03-AC** — **Passed**
Id (0.03[A]) <= Ikmin L-PE (0.43[kA]) and Td (0.04[s]) <= Max tripping time (0.40[s]); Uref=400V

Short circuit at terminal 2 (current flowing upstream): protected by

Indirect touch at terminal 1 (current flowing upstream): protected by

Protection of Lv Cables

-WC1.6 L4PRR.KBAR

Load data	Phases - Distribution System		LN / TN-S (L3-N)
	Voltage	[V]	230.94
	IB (A)	[A]	9.6
	Cosphi		0.90
Cable	Cable cross-sections		3G1.5
	Conductor - Insulator		Cu / EPR/XLPE
	Length (m)	[m]	10
	Iz (A)	[A]	26.0
	dU (%)		1.00
	Work Temp (°C)	[°C]	38.2
	Power loss	[W]	24.52
	K²S²	[A2s]	45929

Protection checks

Overload: protected by **-QF1.6 DS201 C16/0,03-AC** — **Passed**
IB (9.62[A]) <= Ith (16.00[A]) <= Iz (26.00[A]) and If (23.20[A]) <= 1.45*Iz (37.70[A]); Uref=400V

1 2

Short circuit at terminal 1 (current flowing downstream): protected by **-QF1.6 DS201 C16/0,03-AC** — **Passed**
Protection guaranteed up to Ik LN (6.00[kA]), Ik L-PE (6.00[kA]); Uref=400V

Indirect touch at terminal 2 (current flowing downstream): protected by **-QF1.6 DS201 C16/0,03-AC** — **Passed**
Id (0.03[A]) <= Ikmin L-PE (0.43[kA]) and Td (0.04[s]) <= Max tripping time (0.40[s]); Uref=400V

1 2

Short circuit at terminal 2 (current flowing upstream): protected by

Indirect touch at terminal 1 (current flowing upstream): protected by

-WC1.7 L4PRR.KBAR

Load data	Phases - Distribution System		LN / TN-S (L1-N)
	Voltage	[V]	230.94
	IB (A)	[A]	9.6
	Cosphi		0.90
Cable	Cable cross-sections		3G1.5
	Conductor - Insulator		Cu / EPR/XLPE
	Length (m)	[m]	10
	Iz (A)	[A]	26.0
	dU (%)		1.00
	Work Temp (°C)	[°C]	38.2
	Power loss	[W]	24.52
	K²S²	[A2s]	45929

Protection checks

Overload: protected by **-QF1.7 DS201 C16/0,03-AC** — **Passed**
IB (9.62[A]) <= Ith (16.00[A]) <= Iz (26.00[A]) and If (23.20[A]) <= 1.45*Iz (37.70[A]); Uref=400V

1 2

Short circuit at terminal 1 (current flowing downstream): protected by **-QF1.7 DS201 C16/0,03-AC** — **Passed**
Protection guaranteed up to Ik LN (6.00[kA]), Ik L-PE (6.00[kA]); Uref=400V

Indirect touch at terminal 2 (current flowing downstream): protected by **-QF1.7 DS201 C16/0,03-AC** — **Passed**
Id (0.03[A]) <= Ikmin L-PE (0.43[kA]) and Td (0.04[s]) <= Max tripping time (0.40[s]); Uref=400V

1 2

Short circuit at terminal 2 (current flowing upstream): protected by

Indirect touch at terminal 1 (current flowing upstream): protected by

-WC1.8 L5PRR.KBAR

Load data	Phases - Distribution System		LN / TN-S (L2-N)
	Voltage	[V]	230.94
	IB (A)	[A]	9.6
	Cosphi		0.90
Cable	Cable cross-sections		3G1.5
	Conductor - Insulator		Cu / EPR/XLPE
	Length (m)	[m]	10
	Iz (A)	[A]	26.0
	dU (%)		1.00
	Work Temp (°C)	[°C]	38.2
	Power loss	[W]	24.52
	K²S²	[A2s]	45929

Protection checks

Overload: protected by **-QF1.8 DS201 C16/0,03-AC** — **Passed**
IB (9.62[A]) <= Ith (16.00[A]) <= Iz (26.00[A]) and If (23.20[A]) <= 1.45*Iz (37.70[A]); Uref=400V

1 2

Short circuit at terminal 1 (current flowing downstream): protected by **-QF1.8 DS201 C16/0,03-AC** — **Passed**
Protection guaranteed up to Ik LN (6.00[kA]), Ik L-PE (6.00[kA]); Uref=400V

Indirect touch at terminal 2 (current flowing downstream): protected by **-QF1.8 DS201 C16/0,03-AC** — **Passed**
Id (0.03[A]) <= Ikmin L-PE (0.43[kA]) and Td (0.04[s]) <= Max tripping time (0.40[s]); Uref=400V

1 2

Short circuit at terminal 2 (current flowing upstream): protected by

Indirect touch at terminal 1 (current flowing upstream): protected by

Protection of Lv Cables

-WC1.9 REZERVE

Load data	Phases - Distribution System		LN / TN-S (L3-N)
	Voltage	[V]	230.94
	IB (A)	[A]	9.6
	Cosphi		0.90
Cable	Cable cross-sections		3G1.5
	Conductor - Insulator		Cu / EPR/XLPE
	Length (m)	[m]	10
	Iz (A)	[A]	26.0
	dU (%)		1.00
	Work Temp (°C)	[°C]	38.2
	Power loss	[W]	24.52
	K²S²	[A2s]	45929

Protection checks

	Overload: protected by **-QF1.9 DS201 C16/0,03-AC** IB (9.62[A]) <= Ith (16.00[A]) <= Iz (26.00[A]) and If (23.20[A]) <= 1.45*Iz (37.70[A]); Uref=400V	**Passed**
1 2	**Short circuit at terminal 1 (current flowing downstream): protected by** **-QF1.9 DS201 C16/0,03-AC** Protection guaranteed up to Ik LN (6.00[kA]), Ik L-PE (6.00[kA]); Uref=400V	**Passed**
	Indirect touch at terminal 2 (current flowing downstream): protected by **-QF1.9 DS201 C16/0,03-AC** Id (0.03[A]) <= Ikmin L-PE (0.43[kA]) and Td (0.04[s]) <= Max tripping time (0.40[s]); Uref=400V	**Passed**
1 2	**Short circuit at terminal 2 (current flowing upstream): protected by**	
	Indirect touch at terminal 1 (current flowing upstream): protected by	

-WC2.1 L1NRR.KBAR

Load data	Phases - Distribution System		LN / TN-S (L1-N)
	Voltage	[V]	230.94
	IB (A)	[A]	4.8
	Cosphi		0.90
Cable	Cable cross-sections		3G1.5
	Conductor - Insulator		Cu / EPR/XLPE
	Length (m)	[m]	10
	Iz (A)	[A]	26.0
	dU (%)		0.49
	Work Temp (°C)	[°C]	32.1
	Power loss	[W]	5.99
	K²S²	[A2s]	45929

Protection checks

	Overload: protected by **-QF2.1 DS201 C10/0,03-AC** IB (4.81[A]) <= Ith (10.00[A]) <= Iz (26.00[A]) and If (14.50[A]) <= 1.45*Iz (37.70[A]); Uref=400V	**Passed**
1 2	**Short circuit at terminal 1 (current flowing downstream): protected by** **-QF2.1 DS201 C10/0,03-AC** Protection guaranteed up to Ik LN (6.00[kA]), Ik L-PE (6.00[kA]); Uref=400V	**Passed**
	Indirect touch at terminal 2 (current flowing downstream): protected by **-QF2.1 DS201 C10/0,03-AC** Id (0.03[A]) <= Ikmin L-PE (0.43[kA]) and Td (0.04[s]) <= Max tripping time (0.40[s]); Uref=400V	**Passed**
1 2	**Short circuit at terminal 2 (current flowing upstream): protected by**	
	Indirect touch at terminal 1 (current flowing upstream): protected by	

-WC2.2 L2NRR.KBAR

Load data	Phases - Distribution System		LN / TN-S (L2-N)
	Voltage	[V]	230.94
	IB (A)	[A]	4.8
	Cosphi		0.90
Cable	Cable cross-sections		3G1.5
	Conductor - Insulator		Cu / EPR/XLPE
	Length (m)	[m]	10
	Iz (A)	[A]	26.0
	dU (%)		0.49
	Work Temp (°C)	[°C]	32.1
	Power loss	[W]	5.99
	K²S²	[A2s]	45929

Protection checks

	Overload: protected by **-QF2.2 DS201 C10/0,03-AC** IB (4.81[A]) <= Ith (10.00[A]) <= Iz (26.00[A]) and If (14.50[A]) <= 1.45*Iz (37.70[A]); Uref=400V	**Passed**
1 2	**Short circuit at terminal 1 (current flowing downstream): protected by** **-QF2.2 DS201 C10/0,03-AC** Protection guaranteed up to Ik LN (6.00[kA]), Ik L-PE (6.00[kA]); Uref=400V	**Passed**
	Indirect touch at terminal 2 (current flowing downstream): protected by **-QF2.2 DS201 C10/0,03-AC** Id (0.03[A]) <= Ikmin L-PE (0.43[kA]) and Td (0.04[s]) <= Max tripping time (0.40[s]); Uref=400V	**Passed**
1 2	**Short circuit at terminal 2 (current flowing upstream): protected by**	
	Indirect touch at terminal 1 (current flowing upstream): protected by	

Protection of Lv Cables

-WC2.3 REZERVE

Load data	Phases - Distribution System		LN / TN-S (L3-N)
	Voltage	[V]	230.94
	IB (A)	[A]	4.8
	Cosphi		0.90
Cable	Cable cross-sections		3G1.5
	Conductor - Insulator		Cu / EPR/XLPE
	Length (m)	[m]	10
	Iz (A)	[A]	26.0
	dU (%)		0.49
	Work Temp (°C)	[°C]	32.1
	Power loss	[W]	5.99
	K²S²	[A2s]	45929

Protection checks

Overload: protected by **-QF2.3 DS201 C10/0,03-AC** — **Passed**

IB (4.81[A]) <= Ith (10.00[A]) <= Iz (26.00[A]) and If (14.50[A]) <= 1.45*Iz (37.70[A]); Uref=400V

1 2

Short circuit at terminal 1 (current flowing downstream): protected by **-QF2.3 DS201 C10/0,03-AC** — **Passed**

Protection guaranteed up to Ik LN (6.00[kA]), Ik L-PE (6.00[kA]); Uref=400V

Indirect touch at terminal 2 (current flowing downstream): protected by **-QF2.3 DS201 C10/0,03-AC** — **Passed**

Id (0.03[A]) <= Ikmin L-PE (0.43[kA]) and Td (0.04[s]) <= Max tripping time (0.40[s]); Uref=400V

1 2

Short circuit at terminal 2 (current flowing upstream): protected by

Indirect touch at terminal 1 (current flowing upstream): protected by

-WC2.4 REZERVE

Load data	Phases - Distribution System		LN / TN-S (L1-N)
	Voltage	[V]	230.94
	IB (A)	[A]	4.8
	Cosphi		0.90
Cable	Cable cross-sections		3G1.5
	Conductor - Insulator		Cu / EPR/XLPE
	Length (m)	[m]	10
	Iz (A)	[A]	26.0
	dU (%)		0.49
	Work Temp (°C)	[°C]	32.1
	Power loss	[W]	5.99
	K²S²	[A2s]	45929

Protection checks

Overload: protected by **-QF2.4 DS201 C10/0,03-AC** — **Passed**

IB (4.81[A]) <= Ith (10.00[A]) <= Iz (26.00[A]) and If (14.50[A]) <= 1.45*Iz (37.70[A]); Uref=400V

1 2

Short circuit at terminal 1 (current flowing downstream): protected by **-QF2.4 DS201 C10/0,03-AC** — **Passed**

Protection guaranteed up to Ik LN (6.00[kA]), Ik L-PE (6.00[kA]); Uref=400V

Indirect touch at terminal 2 (current flowing downstream): protected by **-QF2.4 DS201 C10/0,03-AC** — **Passed**

Id (0.03[A]) <= Ikmin L-PE (0.43[kA]) and Td (0.04[s]) <= Max tripping time (0.40[s]); Uref=400V

1 2

Short circuit at terminal 2 (current flowing upstream): protected by

Indirect touch at terminal 1 (current flowing upstream): protected by

Load data	Phases - Distribution System		
	Voltage	[V]	
	IB (A)	[A]	
	Cosphi		
Cable	Cable cross-sections		
	Conductor - Insulator		
	Length (m)	[m]	
	Iz (A)	[A]	
	dU (%)		
	Work Temp (°C)	[°C]	
	Power loss	[W]	
	K²S²	[A2s]	

Protection checks

Overload: protected by

1 2

Short circuit at terminal 1 (current flowing downstream): protected by

Indirect touch at terminal 2 (current flowing downstream): protected by

1 2

Short circuit at terminal 2 (current flowing upstream): protected by

Indirect touch at terminal 1 (current flowing upstream): protected by

List of LV devices

Sign	Part code	Type	RCD code	RCD type	User description 1	User description 2
-QF1.2	2CDS284001R0404	S204P-C40			KRYESORI	BAR
-QF1.3	2CDS284001R0254	S204P-C25		DDA204 AC-25/0,03	L1PRR.KBAR	
-QF1.4	2CSR255040R1164	DS201 C16/0,03-AC			L2PRR.KBAR	
-QF1.5	2CSR255040R1164	DS201 C16/0,03-AC			L3PRR.KBAR	
-QF1.6	2CSR255040R1164	DS201 C16/0,03-AC			L4PRR.KBAR	
-QF1.7	2CSR255040R1164	DS201 C16/0,03-AC			L4PRR.KBAR	
-QF1.8	2CSR255040R1164	DS201 C16/0,03-AC			L5PRR.KBAR	
-QF1.9	2CSR255040R1164	DS201 C16/0,03-AC			REZERVE	
-QF2.1	2CSR255040R1104	DS201 C10/0,03-AC			L1NRR.KBAR	
-QF2.2	2CSR255040R1104	DS201 C10/0,03-AC			L2NRR.KBAR	
-QF2.3	2CSR255040R1104	DS201 C10/0,03-AC			REZERVE	
-QF2.4	2CSR255040R1104	DS201 C10/0,03-AC			REZERVE	

Rev. n°1			Date:			Description	Customer:			Drawing number:	
Rev. n°2			Drafter:				Project:	PANELI BAR			
Rev. n°3			Design.:				File:		Sheet: 1	Next sheet:	Sheets: 1
REVISIONS	Date:	Signatures	Approval:				Serial:				

Report of LV circuit breakers

Circuit Breaker						Thermomagnetic	Electronic												RCB device	
Sign	Enclosure	Poles	In (A)	Icu-Icn (kA)	Ics (kA)	Thermal (A)	L	I1	S	I2	S2	I2-2	I	G	I4	R	I5	InN/In (%)	Id (A)	Td (s)
Type			User description 1			Magnetic (A)	Curve L	t1	Curve S	t2	Curve S2	t2-2	I3	Curve G	t4		t5		RCB type	
-QF1.2	Switchboard1	4P	40	15.0	10.0	40.0														
S204P-C40			KRYESORI			400.0														
-QF1.3	Switchboard1	4P	25	25.0	12.5	25.0													0.030	0.040
S204P-C25			L1PRR.KBAR			250.0													DDA204 AC-25/0,03	
-QF1.4	Switchboard1	1P+N	16	10.0	6.0	16.0													0.030	0.040
DS201 C16/0,03-AC			L2PRR.KBAR			160.0														
-QF1.5	Switchboard1	1P+N	16	10.0	6.0	16.0													0.030	0.040
DS201 C16/0,03-AC			L3PRR.KBAR			160.0														
-QF1.6	Switchboard1	1P+N	16	10.0	6.0	16.0													0.030	0.040
DS201 C16/0,03-AC			L4PRR.KBAR			160.0														
-QF1.7	Switchboard1	1P+N	16	10.0	0.0	16.0													0.030	0.040
DS201 C16/0,03-AC			L4PRR.KBAR			160.0														
-QF1.8	Switchboard1	1P+N	16	10.0	0.0	16.0													0.030	0.040
DS201 C16/0,03-AC			L5PRR.KBAR			160.0														
-QF1.9	Switchboard1	1P+N	16	10.0	0.0	16.0													0.030	0.040
DS201 C16/0,03-AC			REZERVE			160.0														
-QF2.1	Switchboard1	1P+N	10	10.0	6.0	10.0													0.030	0.040
DS201 C10/0,03-AC			L1NRR.KBAR			100.0														
-QF2.2	Switchboard1	1P+N	10	10.0	6.0	10.0													0.030	0.040
DS201 C10/0,03-AC			L2NRR.KBAR			100.0														

Rev. n°1			Date:		Description	Customer:			Drawing number:	
Rev. n°2			Drafter:			Project:	PANELI BAR			
Rev. n°3			Design.:			File:		Sheet: 1	Next sheet: 2	Sheets: 2
REVISIONS	Date:	Signatures	Approval:			Serial:				

Report of LV circuit breakers

Circuit Breaker						Thermomagnetic	Electronic												RCB device	
Sign	Enclosure	Poles	In (A)	Icu-Icn (kA)	Ics (kA)	Thermal (A)	L	I1	S	I2	S2	I2-2	I	G	I4	R	I5	InN/In (%)	Id (A)	Td (s)
Type			User description 1			Magnetic (A)	Curve L	t1	Curve S	t2	Curve S2	t2-2	I3	Curve G	t4		t5		RCB type	
-QF2.3	Switchboard1	1P+N	10	10.0	6.0	10.0													0.030	0.040
DS201 C10/0,03-AC			REZERVE			100.0														
-QF2.4	Switchboard1	1P+N	10	10.0	6.0	10.0													0.030	0.040
DS201 C10/0,03-AC			REZERVE			100.0														

Rev. n°1			Date:		Description	Customer:			Drawing number:
Rev. n°2			Drafter:			Project:	PANELI BAR		
Rev. n°3			Design.:			File:		Sheet: 2	Next sheet: / Sheets: 2
REVISIONS	Date:	Signatures	Approval:			Serial:			

List of Lv Cables

-WC1.3 L1PRR.KBAR

Phases - Distribution System		LLLN / TN-S	IB L1	[A]	8.0	R Ph 20°C	[mOhm]	46.28
Voltage	[V]	400	IB L2	[A]	8.0	R Ph 160-250°C	[mOhm]	88.85
Cable cross-sections		5G4	IB L3	[A]	8.0	X Ph	[mOhm]	0.99
Conductor - Insulator		Cu / EPR/XLPE	IB N	[A]	0.0	R N 20°C	[mOhm]	46.28
Method		13	Cosphi		0.90	R N 160-250°C	[mOhm]	88.85
K factor		1.00	Iz (A)	[A]	42.0	X N	[mOhm]	0.99
Length (m)	[m]	10	dU (%)	[%]	0.15	R PE 20°C	[mOhm]	46.28
Ib max (kA)	[kA]	10.00	Power Loss (W)	[W]	9.4	R PE 160-250°C	[mOhm]	88.85
Ib min (kA)	[kA]	1.11	Work Temp (°C)	[°C]	32.2	X PE	[mOhm]	0.99

-WC1.4 L2PRR.KBAR

Phases - Distribution System		LN / TN-S (L1-N)	IB L1	[A]	9.6	R Ph 20°C	[mOhm]	123.40
Voltage	[V]	230.94	IB L2	[A]		R Ph 160-250°C	[mOhm]	236.93
Cable cross-sections		3G1.5	IB L3	[A]		X Ph	[mOhm]	1.08
Conductor - Insulator		Cu / EPR/XLPE	IB N	[A]	9.6	R N 20°C	[mOhm]	123.40
Method		13	Cosphi		0.90	R N 160-250°C	[mOhm]	236.93
K factor		1.00	Iz (A)	[A]	26.0	X N	[mOhm]	1.08
Length (m)	[m]	10	dU (%)	[%]	1.00	R PE 20°C	[mOhm]	123.40
Ib max (kA)	[kA]	6.00	Power Loss (W)	[W]	24.5	R PE 160-250°C	[mOhm]	236.93
Ib min (kA)	[kA]	0.43	Work Temp (°C)	[°C]	38.2	X PE	[mOhm]	1.08

-WC1.5 L3PRR.KBAR

Phases - Distribution System		LN / TN-S (L2-N)	IB L1	[A]		R Ph 20°C	[mOhm]	123.40
Voltage	[V]	230.94	IB L2	[A]	9.6	R Ph 160-250°C	[mOhm]	236.93
Cable cross-sections		3G1.5	IB L3	[A]		X Ph	[mOhm]	1.08
Conductor - Insulator		Cu / EPR/XLPE	IB N	[A]	9.6	R N 20°C	[mOhm]	123.40
Method		13	Cosphi		0.90	R N 160-250°C	[mOhm]	236.93
K factor		1.00	Iz (A)	[A]	26.0	X N	[mOhm]	1.08
Length (m)	[m]	10	dU (%)	[%]	1.00	R PE 20°C	[mOhm]	123.40
Ib max (kA)	[kA]	6.00	Power Loss (W)	[W]	24.5	R PE 160-250°C	[mOhm]	236.93
Ib min (kA)	[kA]	0.43	Work Temp (°C)	[°C]	38.2	X PE	[mOhm]	1.08

-WC1.6 L4PRR.KBAR

Phases - Distribution System		LN / TN-S (L3-N)	IB L1	[A]		R Ph 20°C	[mOhm]	123.40
Voltage	[V]	230.94	IB L2	[A]		R Ph 160-250°C	[mOhm]	236.93
Cable cross-sections		3G1.5	IB L3	[A]	9.6	X Ph	[mOhm]	1.08
Conductor - Insulator		Cu / EPR/XLPE	IB N	[A]	9.6	R N 20°C	[mOhm]	123.40
Method		13	Cosphi		0.90	R N 160-250°C	[mOhm]	236.93
K factor		1.00	Iz (A)	[A]	26.0	X N	[mOhm]	1.08
Length (m)	[m]	10	dU (%)	[%]	1.00	R PE 20°C	[mOhm]	123.40
Ib max (kA)	[kA]	6.00	Power Loss (W)	[W]	24.5	R PE 160-250°C	[mOhm]	236.93
Ib min (kA)	[kA]	0.43	Work Temp (°C)	[°C]	38.2	X PE	[mOhm]	1.08

List of Lv Cables

-WC1.7 L4PRR.KBAR

Phases - Distribution System		LN / TN-S (L1-N)	IB L1	[A]	9.6	R Ph 20°C	[mOhm]	123.40
Voltage	[V]	230.94	IB L2	[A]		R Ph 160-250°C	[mOhm]	236.93
Cable cross-sections		3G1.5	IB L3	[A]		X Ph	[mOhm]	1.08
Conductor - Insulator		Cu / EPR/XLPE	IB N	[A]	9.6	R N 20°C	[mOhm]	123.40
Method		13	Cosphi		0.90	R N 160-250°C	[mOhm]	236.93
K factor		1.00	Iz (A)	[A]	26.0	X N	[mOhm]	1.08
Length (m)	[m]	10	dU (%)	[%]	1.00	R PE 20°C	[mOhm]	123.40
Ib max (kA)	[kA]	6.00	Power Loss (W)	[W]	24.5	R PE 160-250°C	[mOhm]	236.93
Ib min (kA)	[kA]	0.43	Work Temp (°C)	[°C]	38.2	X PE	[mOhm]	1.08

-WC1.8 L5PRR.KBAR

Phases - Distribution System		LN / TN-S (L2-N)	IB L1	[A]		R Ph 20°C	[mOhm]	123.40
Voltage	[V]	230.94	IB L2	[A]	9.6	R Ph 160-250°C	[mOhm]	236.93
Cable cross-sections		3G1.5	IB L3	[A]		X Ph	[mOhm]	1.08
Conductor - Insulator		Cu / EPR/XLPE	IB N	[A]	9.6	R N 20°C	[mOhm]	123.40
Method		13	Cosphi		0.90	R N 160-250°C	[mOhm]	236.93
K factor		1.00	Iz (A)	[A]	26.0	X N	[mOhm]	1.08
Length (m)	[m]	10	dU (%)	[%]	1.00	R PE 20°C	[mOhm]	123.40
Ib max (kA)	[kA]	6.00	Power Loss (W)	[W]	24.5	R PE 160-250°C	[mOhm]	236.93
Ib min (kA)	[kA]	0.43	Work Temp (°C)	[°C]	38.2	X PE	[mOhm]	1.08

-WC1.9 REZERVE

Phases - Distribution System		LN / TN-S (L3-N)	IB L1	[A]		R Ph 20°C	[mOhm]	123.40
Voltage	[V]	230.94	IB L2	[A]		R Ph 160-250°C	[mOhm]	236.93
Cable cross-sections		3G1.5	IB L3	[A]	9.6	X Ph	[mOhm]	1.08
Conductor - Insulator		Cu / EPR/XLPE	IB N	[A]	9.6	R N 20°C	[mOhm]	123.40
Method		13	Cosphi		0.90	R N 160-250°C	[mOhm]	236.93
K factor		1.00	Iz (A)	[A]	26.0	X N	[mOhm]	1.08
Length (m)	[m]	10	dU (%)	[%]	1.00	R PE 20°C	[mOhm]	123.40
Ib max (kA)	[kA]	6.00	Power Loss (W)	[W]	24.5	R PE 160-250°C	[mOhm]	236.93
Ib min (kA)	[kA]	0.43	Work Temp (°C)	[°C]	38.2	X PE	[mOhm]	1.08

-WC2.1 L1NRR.KBAR

Phases - Distribution System		LN / TN-S (L1-N)	IB L1	[A]	4.8	R Ph 20°C	[mOhm]	123.40
Voltage	[V]	230.94	IB L2	[A]		R Ph 160-250°C	[mOhm]	236.93
Cable cross-sections		3G1.5	IB L3	[A]		X Ph	[mOhm]	1.08
Conductor - Insulator		Cu / EPR/XLPE	IB N	[A]	4.8	R N 20°C	[mOhm]	123.40
Method		13	Cosphi		0.90	R N 160-250°C	[mOhm]	236.93
K factor		1.00	Iz (A)	[A]	26.0	X N	[mOhm]	1.08
Length (m)	[m]	10	dU (%)	[%]	0.49	R PE 20°C	[mOhm]	123.40
Ib max (kA)	[kA]	6.00	Power Loss (W)	[W]	6.0	R PE 160-250°C	[mOhm]	236.93
Ib min (kA)	[kA]	0.43	Work Temp (°C)	[°C]	32.1	X PE	[mOhm]	1.08

List of Lv Cables

-WC2.2 L2NRR.KBAR

Phases - Distribution System		LN / TN-S (L2-N)	IB L1	[A]		R Ph 20°C	[mOhm]	123.40
Voltage	[V]	230.94	IB L2	[A]	4.8	R Ph 160-250°C	[mOhm]	236.93
Cable cross-sections		3G1.5	IB L3	[A]		X Ph	[mOhm]	1.08
Conductor - Insulator		Cu / EPR/XLPE	IB N	[A]	4.8	R N 20°C	[mOhm]	123.40
Method		13	Cosphi		0.90	R N 160-250°C	[mOhm]	236.93
K factor		1.00	Iz (A)	[A]	26.0	X N	[mOhm]	1.08
Length (m)	[m]	10	dU (%)	[%]	0.49	R PE 20°C	[mOhm]	123.40
Ib max (kA)	[kA]	6.00	Power Loss (W)	[W]	6.0	R PE 160-250°C	[mOhm]	236.93
Ib min (kA)	[kA]	0.43	Work Temp (°C)	[°C]	32.1	X PE	[mOhm]	1.08

-WC2.3 REZERVE

Phases - Distribution System		LN / TN-S (L3-N)	IB L1	[A]		R Ph 20°C	[mOhm]	123.40
Voltage	[V]	230.94	IB L2	[A]		R Ph 160-250°C	[mOhm]	236.93
Cable cross-sections		3G1.5	IB L3	[A]	4.8	X Ph	[mOhm]	1.08
Conductor - Insulator		Cu / EPR/XLPE	IB N	[A]	4.8	R N 20°C	[mOhm]	123.40
Method		13	Cosphi		0.90	R N 160-250°C	[mOhm]	236.93
K factor		1.00	Iz (A)	[A]	26.0	X N	[mOhm]	1.08
Length (m)	[m]	10	dU (%)	[%]	0.49	R PE 20°C	[mOhm]	123.40
Ib max (kA)	[kA]	6.00	Power Loss (W)	[W]	6.0	R PE 160-250°C	[mOhm]	236.93
Ib min (kA)	[kA]	0.43	Work Temp (°C)	[°C]	32.1	X PE	[mOhm]	1.08

-WC2.4 REZERVE

Phases - Distribution System		LN / TN-S (L1-N)	IB L1	[A]	4.8	R Ph 20°C	[mOhm]	123.40
Voltage	[V]	230.94	IB L2	[A]		R Ph 160-250°C	[mOhm]	236.93
Cable cross-sections		3G1.5	IB L3	[A]		X Ph	[mOhm]	1.08
Conductor - Insulator		Cu / EPR/XLPE	IB N	[A]	4.8	R N 20°C	[mOhm]	123.40
Method		13	Cosphi		0.90	R N 160-250°C	[mOhm]	236.93
K factor		1.00	Iz (A)	[A]	26.0	X N	[mOhm]	1.08
Length (m)	[m]	10	dU (%)	[%]	0.49	R PE 20°C	[mOhm]	123.40
Ib max (kA)	[kA]	6.00	Power Loss (W)	[W]	6.0	R PE 160-250°C	[mOhm]	236.93
Ib min (kA)	[kA]	0.43	Work Temp (°C)	[°C]	32.1	X PE	[mOhm]	1.08

Phases - Distribution System			IB L1	[A]		R Ph 20°C	[mOhm]	
Voltage	[V]		IB L2	[A]		R Ph 160-250°C	[mOhm]	
Cable cross-sections			IB L3	[A]		X Ph	[mOhm]	
Conductor - Insulator			IB N	[A]		R N 20°C	[mOhm]	
Method			Cosphi			R N 160-250°C	[mOhm]	
K factor			Iz (A)	[A]		X N	[mOhm]	
Length (m)	[m]		dU (%)	[%]		R PE 20°C	[mOhm]	
Ib max (kA)	[kA]		Power Loss (W)	[W]		R PE 160-250°C	[mOhm]	
Ib min (kA)	[kA]		Work Temp (°C)	[°C]		X PE	[mOhm]	

Customer:

Project: **PANELI K01 SH**

Notes:

Designer:

Rev. n°1			Date:	
Rev. n°2			Drafter:	
Rev. n°3			Design.:	
REVISIONS	Date:	Signatures	Approval:	

Calculated by:	DOC
File name:	
Record #:	

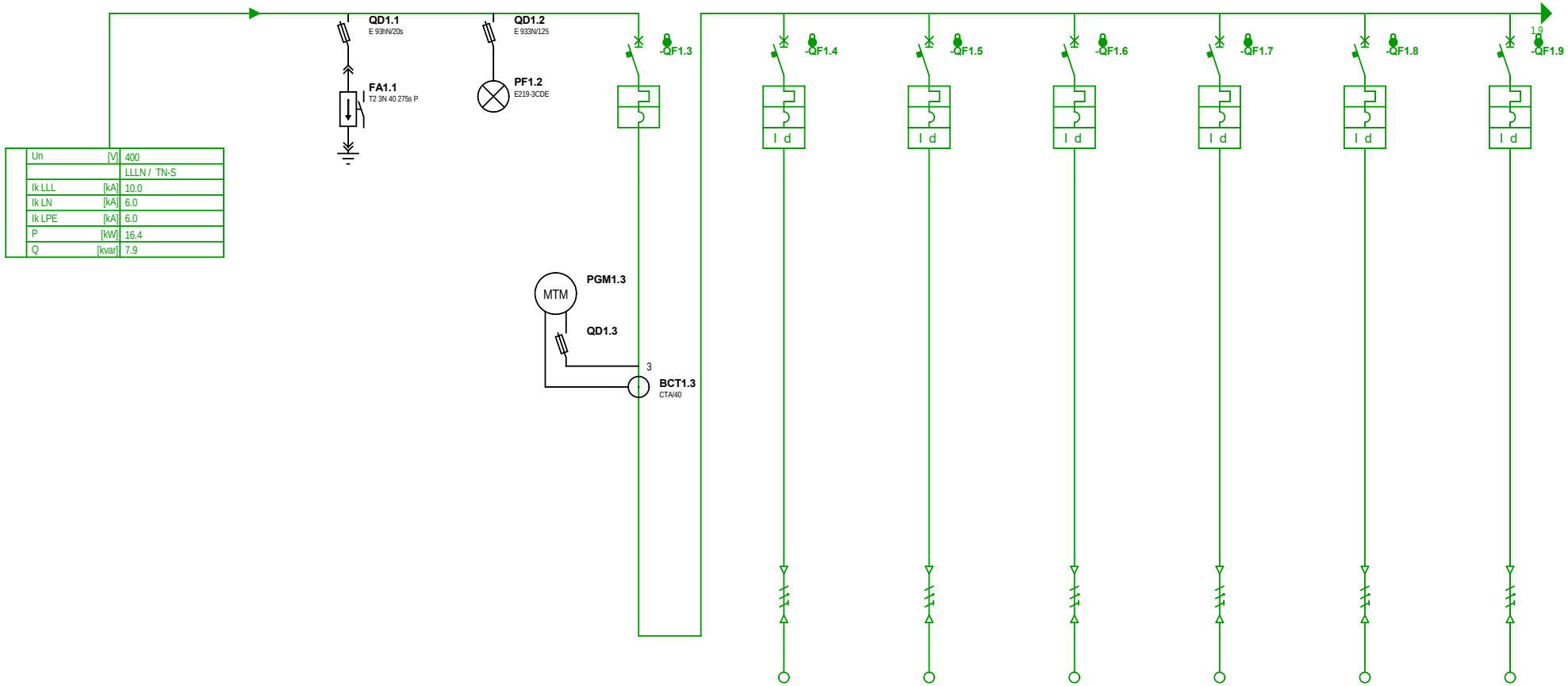

Un	[V]	400
		LLLN / TN-S
Ik LLL	[kA]	10.0
Ik LN	[kA]	6.0
Ik LPE	[kA]	6.0
P	[kW]	16.4
Q	[kvar]	7.9

							KRYESORI RRJET-GJENERATOR		L1PRR.K01		L2PRR.K01		L3PRR.K01		L4PRR.K01		L5PRR.K01		L6PRR.K01	
Load	Description																			
	Voltage	[V]	dU	%					231	1.00	231	1.00	231	1.00	231	1.00	231	1.00	231	1.00
	Active power	[kW]	UF	%					2.00	100	2.00	100	2.00	100	2.00	100	2.00	100	2.00	100
	In	[A]	Cosphi						9.6	0.90	9.6	0.90	9.6	0.90	9.6	0.90	9.6	0.90	9.6	0.90
Command / protection	Producer						ABB		ABB		ABB		ABB		ABB		ABB		ABB	
	Circuit breaker/Disconnector						S204M-C40		DS201 C16/0,03-AC		DS201 C16/0,03-AC		DS201 C16/0,03-AC		DS201 C16/0,03-AC		DS201 C16/0,03-AC		DS201 C16/0,03-AC	
	Poles		In	[A]			4P	40	1P+N	16	1P+N	16	1P+N	16	1P+N	16	1P+N	16	1P+N	16
	Ith	[A]	Idn	[A]			40.0		16.0	0.030	16.0	0.030	16.0	0.030	16.0	0.030	16.0	0.030	16.0	0.030
	Im	[A]	Icu/Icn	[kA]			400.0	15.0	160.0	10.0	160.0	10.0	160.0	10.0	160.0	10.0	160.0	10.0	160.0	10.0
	Fuse		Size	[A]																
	Contactor		In	[A]																
	Contactor		In	[A]																
	Overload Relay		Setting	[A]																
Distribution line	Cable type								Cu-EPR/XLPE		Cu-EPR/XLPE		Cu-EPR/XLPE		Cu-EPR/XLPE		Cu-EPR/XLPE		Cu-EPR/XLPE	
	Sections								3G1.5		3G1.5		3G1.5		3G1.5		3G1.5		3G1.5	
	Length	[m]	Iz	[A]					10	26.0	10	26.0	10	26.0	10	26.0	10	26.0	10	26.0
	IB L1	[A]	Installation num.				26.9		9.6	13		13		13	9.6	13		13		13
	IB L2	[A]	dU	%			26.9			1.00	9.6	1.00		1.00		1.00	9.6	1.00		1.00
	IB L3	[A]	Ib min	[kA]			25.0			0.43		0.43	9.6	0.43		0.43		0.43	9.6	0.43
	IB N	[A]	Ib max	[kA]			1.9		9.6	6.00	9.6	6.00	9.6	6.00	9.6	6.00	9.6	6.00	9.6	6.00

(*) The circuit-breaker is in discrimination relations with other circuit-breakers
(**) The circuit-breaker is in back-up relations with other circuit-breakers
(!) Important notice about coordination to be verified in Discrimination report

Rev. n°1			Date:		Description	Customer:			Drawing number:		
Rev. n°2			Drafter:			Project:	PANELI K01 SH				
Rev. n°3			Design.:			File:		Sheet: 1	Next sheet: 2	Sheets: 7	
REVISIONS	Date:	Signatures	Approval:			Serial:					

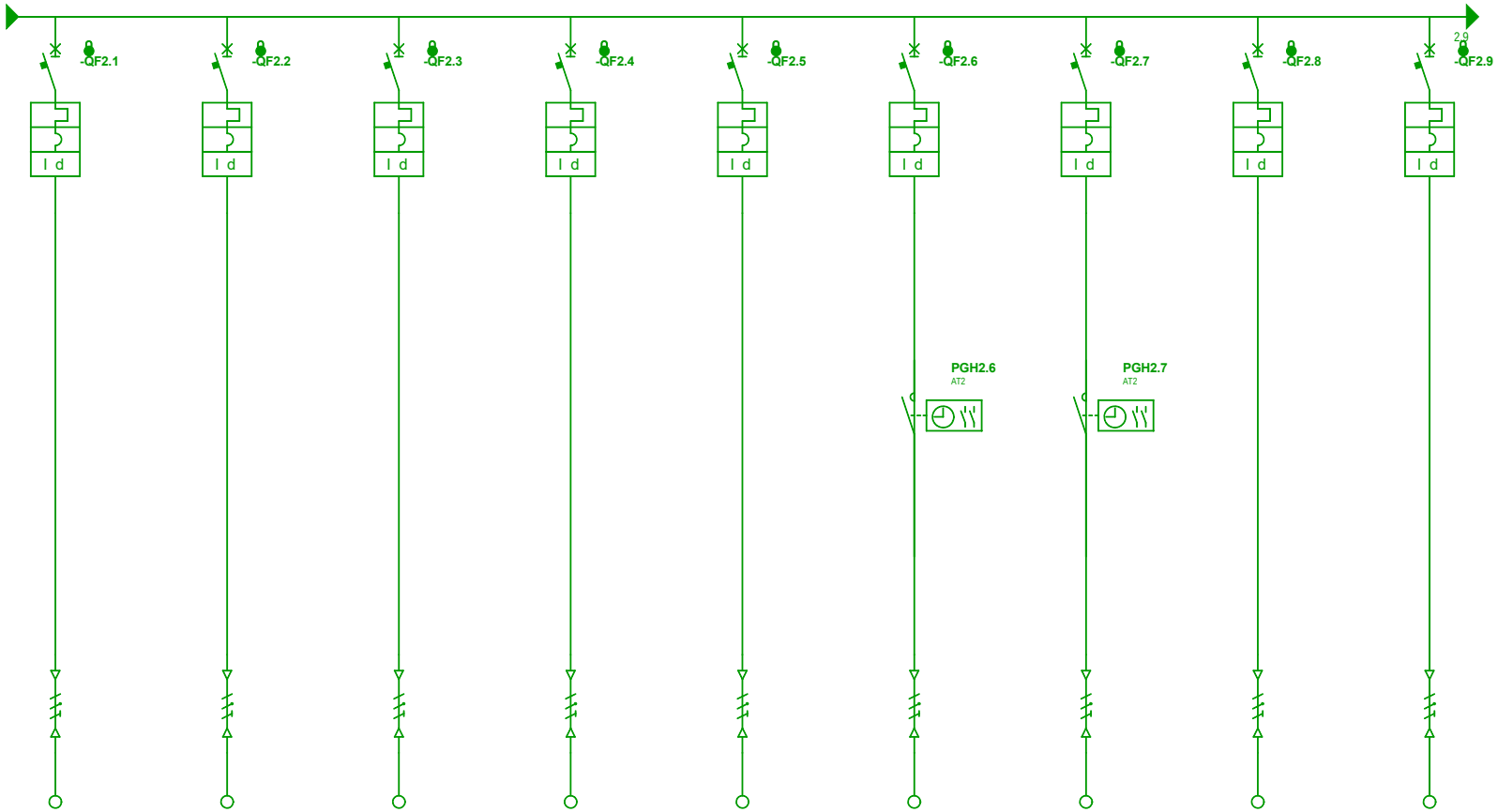

	Description																			
Load	Voltage [V]	dU %	L1NRR.K01		L2NRR.K01		L3NRR.K01		L4NRR.K01		L5NRR.K01		L6NRR.K01		L7NRR.K01		REZERVE		REZERVE	
	Active power [kW]	UF %	231	0.49	231	0.49	231	0.49	231	0.49	231	0.49	231	0.49	231	0.49	231	0.49	231	0.49
	In [A]	Cosphi	1.00	100	1.00	100	1.00	100	1.00	100	1.00	100	1.00	100	1.00	100	1.00	100	1.00	100
			4.8	0.90	4.8	0.90	4.8	0.90	4.8	0.90	4.8	0.90	4.8	0.90	4.8	0.90	4.8	0.90	4.8	0.90
Command / protection	Producer		ABB		ABB		ABB		ABB		ABB		ABB		ABB		ABB		ABB	
	Circuit breaker/Disconnector		DS201 C10/0,03-AC		DS201 C10/0,03-AC		DS201 C10/0,03-AC		DS201 C10/0,03-AC		DS201 C10/0,03-AC		DS201 C10/0,03-AC		DS201 C10/0,03-AC		DS201 C10/0,03-AC		DS201 C10/0,03-AC	
	Poles	In [A]	1P+N	10	1P+N	10	1P+N	10	1P+N	10	1P+N	10	1P+N	10	1P+N	10	1P+N	10	1P+N	10
	Ith [A]	Idn [A]	10.0	0.030	10.0	0.030	10.0	0.030	10.0	0.030	10.0	0.030	10.0	0.030	10.0	0.030	10.0	0.030	10.0	0.030
	Im [A]	Icu/Icn [kA]	100.0	10.0	100.0	10.0	100.0	10.0	100.0	10.0	100.0	10.0	100.0	10.0	100.0	10.0	100.0	10.0	100.0	10.0
	Fuse	Size [A]																		
	Contactor	In [A]																		
	Contactor	In [A]																		
	Overload Relay	Setting [A]																		
Distribution line	Cable type		Cu-EPR/XLPE		Cu-EPR/XLPE		Cu-EPR/XLPE		Cu-EPR/XLPE		Cu-EPR/XLPE		Cu-EPR/XLPE		Cu-EPR/XLPE		Cu-EPR/XLPE		Cu-EPR/XLPE	
	Sections		3G1.5		3G1.5		3G1.5		3G1.5		3G1.5		3G1.5		3G1.5		3G1.5		3G1.5	
	Length [m]	Iz [A]	10	26.0	10	26.0	10	26.0	10	26.0	10	26.0	10	26.0	10	26.0	10	26.0	10	26.0
	IB L1 [A]	Installation num.	4.8	13		13		13	4.8	13		13		13	4.8	13		13		13
	IB L2 [A]	dU %		0.49	4.8	0.49		0.49		0.49	4.8	0.49		0.49		0.49	4.8	0.49		0.49
	IB L3 [A]	Ib min [kA]		0.43		0.43	4.8	0.43		0.43		0.43	4.8	0.43		0.43		0.43	4.8	0.43
	IB N [A]	Ib max [kA]	4.8	6.00	4.8	6.00	4.8	6.00	4.8	6.00	4.8	6.00	4.8	5.99	4.8	5.99	4.8	6.00	4.8	6.00

(*) The circuit-breaker is in discrimination relations with other circuit-breakers
(**) The circuit-breaker is in back-up relations with other circuit-breakers
(!) Important notice about coordination to be verified in Discrimination report

Rev. n°1			Date:		Description	Customer:			Drawing number:		
Rev. n°2			Drafter:			Project:	PANELI K01 SH				
Rev. n°3			Design.:			File:		Sheet: 2	Next sheet: 3	Sheets: 7	
REVISIONS	Date:	Signatures	Approval:			Serial:					

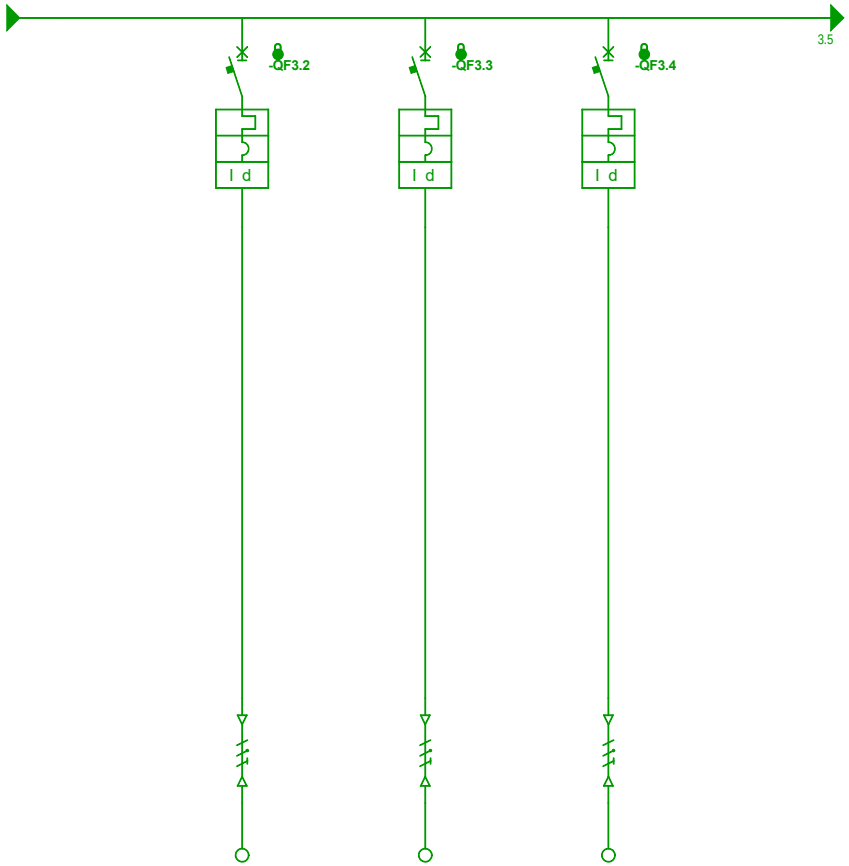

	Description				REZERVE		REZERVE		REZERVE										
Load	Voltage [V]	dU %			231	0.49	231	0.49	231	0.49									
	Active power [kW]	UF %			1.00	100	1.00	100	1.00	100									
	In [A]	Cosphi			4.8	0.90	4.8	0.90	4.8	0.90									
Command / protection	Producer				ABB		ABB		ABB										
	Circuit breaker/Disconnector				DS201 C10/0,03-AC		DS201 C16/0,03-AC		DS201 C16/0,03-AC										
	Poles	In [A]			1P+N	10	1P+N	16	1P+N	16									
	Ith [A]	Idn [A]			10.0	0.030	16.0	0.030	16.0	0.030									
	Im [A]	Icu/Icn [kA]			100.0	10.0	160.0	10.0	160.0	10.0									
	Fuse	Size [A]																	
	Contactor	In [A]																	
	Contactor	In [A]																	
	Overload Relay	Setting [A]																	
Distribution line	Cable type				Cu-EPR/XLPE		Cu-EPR/XLPE		Cu-EPR/XLPE										
	Sections				3G1.5		3G1.5		3G1.5										
	Length [m]	Iz [A]			10	26.0	10	26.0	10	26.0									
	IB L1 [A]	Installation num.			4.8	13		13		13									
	IB L2 [A]	dU %				0.49	4.8	0.49		0.49									
	IB L3 [A]	Ib min [kA]				0.43		0.43	4.8	0.43									
	IB N [A]	Ib max [kA]			4.8	6.00	4.8	6.00	4.8	6.00									

(*) The circuit-breaker is in discrimination relations with other circuit-breakers
(**) The circuit-breaker is in back-up relations with other circuit-breakers
(!) Important notice about coordination to be verified in Discrimination report

Rev. n°1			Date:		Description	Customer:			Drawing number:		
Rev. n°2			Drafter:			Project:	PANELI K01 SH				
Rev. n°3			Design.:			File:		Sheet: 3	Next sheet: 4	Sheets: 7	
REVISIONS	Date:	Signatures	Approval:			Serial:					

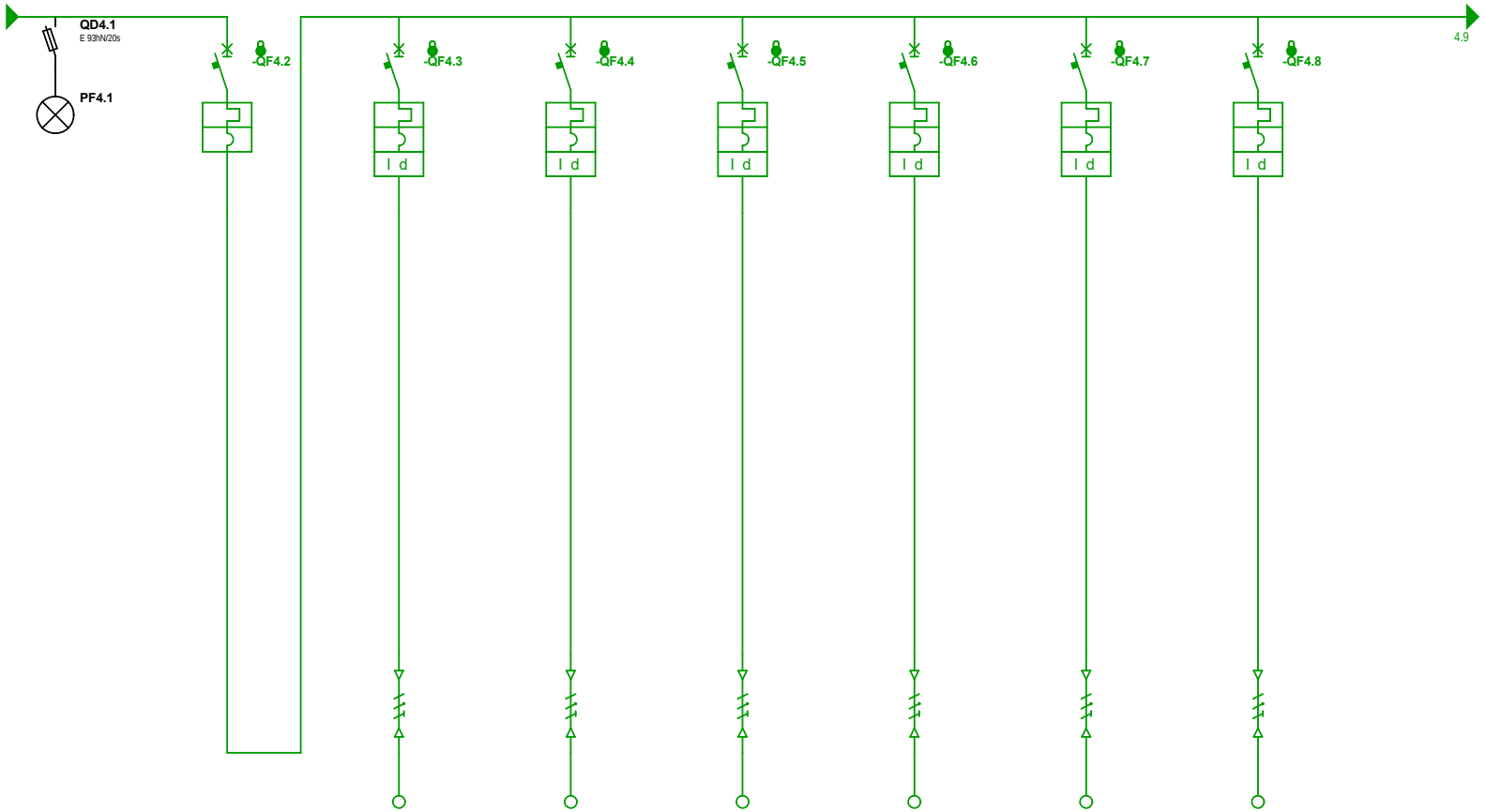

				SINJAZIM UPS		KRYESORI UPS		L1UP.K01		L2UP.K01		L3UP.K01		L4UP.K01		L5UP.K01		L6UP.K01		
Load	Description																			
	Voltage	[V]	dU	%				231	1.00	231	1.00	231	1.00	231	1.00	231	1.00	231	1.00	
	Active power	[kW]	UF	%				2.00	100	2.00	100	2.00	100	2.00	100	2.00	100	2.00	100	
	In	[A]	Cosphi					9.6	0.90	9.6	0.90	9.6	0.90	9.6	0.90	9.6	0.90	9.6	0.90	
Command / protection	Producer					ABB		ABB		ABB		ABB		ABB		ABB		ABB		
	Circuit breaker/Disconnector					S204M-C40		DS201 C16/0,03-AC		DS201 C16/0,03-AC		DS201 C16/0,03-AC		DS201 C16/0,03-AC		DS201 C16/0,03-AC		DS201 C16/0,03-AC		
	Poles		In	[A]		4P	40	1P+N	16	1P+N	16	1P+N	16	1P+N	16	1P+N	16	1P+N	16	
	Ith	[A]	Idn	[A]		40.0		16.0	0.030	16.0	0.030	16.0	0.030	16.0	0.030	16.0	0.030	16.0	0.030	
	Im	[A]	Icu/Icn	[kA]		400.0	15.0	160.0	10.0	160.0	10.0	160.0	10.0	160.0	10.0	160.0	10.0	160.0	10.0	
	Fuse		Size	[A]																
	Contactor		In	[A]																
	Contactor		In	[A]																
	Overload Relay		Setting	[A]																
Distribution line	Cable type							Cu-EPR/XLPE		Cu-EPR/XLPE		Cu-EPR/XLPE		Cu-EPR/XLPE		Cu-EPR/XLPE		Cu-EPR/XLPE		
	Sections							3G1.5		3G1.5		3G1.5		3G1.5		3G1.5		3G1.5		
	Length	[m]	Iz	[A]				10	26.0	10	26.0	10	26.0	10	26.0	10	26.0	10	26.0	
	IB L1	[A]	Installation num.			28.9		9.6	13		13		13	9.6	13		13		13	
	IB L2	[A]	dU	%		28.9			1.00	9.6	1.00		1.00		1.00	9.6	1.00		1.00	
	IB L3	[A]	Ib min	[kA]		24.1			0.43		0.43	9.6	0.43		0.43		0.43	9.6	0.43	
	IB N	[A]	Ib max	[kA]		4.8		9.6	5.99	9.6	5.99	9.6	5.99	9.6	5.99	9.6	5.99	9.6	5.99	

(*) The circuit-breaker is in discrimination relations with other circuit-breakers
(**) The circuit-breaker is in back-up relations with other circuit-breakers
(!) Important notice about coordination to be verified in Discrimination report

Rev. n°1			Date:		Description	Customer:			Drawing number:		
Rev. n°2			Drafter:			Project:	PANELI K01 SH				
Rev. n°3			Design.:			File:		Sheet: 4	Next sheet: 5	Sheets: 7	
REVISIONS	Date:	Signatures	Approval:			Serial:					

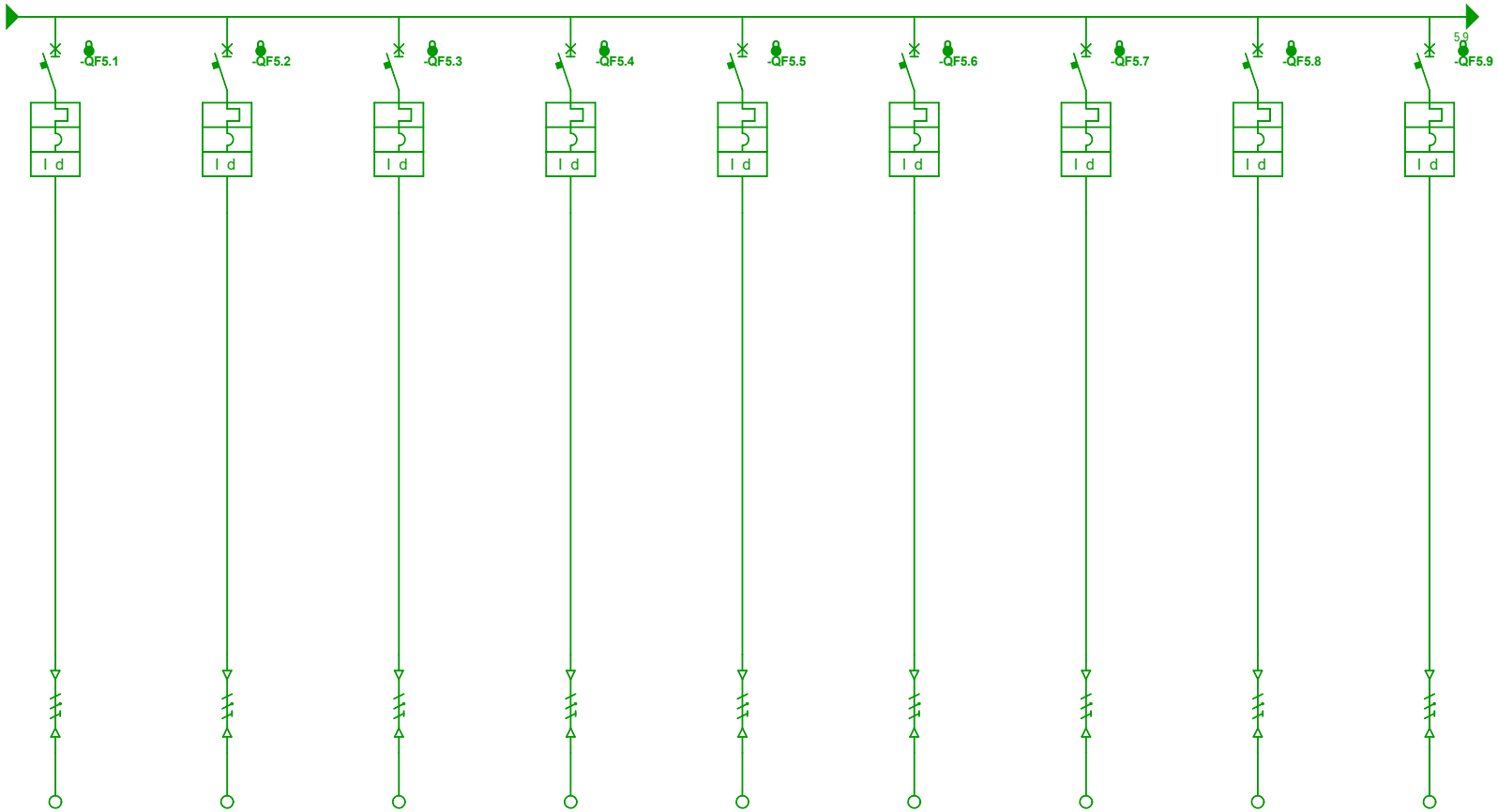

	Description																			
Load	Voltage [V]	dU %	231	1.00	231	1.00	231	1.00	231	1.00	231	1.00	231	1.00	231	1.00	231	1.00	231	1.00
	Active power [kW]	UF %	2.00	100	2.00	100	2.00	100	2.00	100	2.00	100	2.00	100	2.00	100	2.00	100	2.00	100
	In [A]	Cosphi	9.6	0.90	9.6	0.90	9.6	0.90	9.6	0.90	9.6	0.90	9.6	0.90	9.6	0.90	9.6	0.90	9.6	0.90
Command / protection	Producer		ABB		ABB		ABB		ABB		ABB		ABB		ABB		ABB		ABB	
	Circuit breaker/Disconnector		DS201 C16/0,03-AC		DS201 C16/0,03-AC		DS201 C16/0,03-AC		DS201 C16/0,03-AC		DS201 C20/0,03-AC		DS201 C10/0,03-AC		DS201 C16/0,03-AC		DS201 C16/0,03-AC		DS201 C16/0,03-AC	
	Poles	In [A]	1P+N	16	1P+N	16	1P+N	16	1P+N	16	1P+N	20	1P+N	10	1P+N	16	1P+N	16	1P+N	16
	Ith [A]	Idn [A]	16.0	0.030	16.0	0.030	16.0	0.030	16.0	0.030	20.0	0.030	10.0	0.030	16.0	0.030	16.0	0.030	16.0	0.030
	Im [A]	Icu/Icn [kA]	160.0	10.0	160.0	10.0	160.0	10.0	160.0	10.0	200.0	10.0	100.0	10.0	160.0	10.0	160.0	10.0	160.0	10.0
	Fuse	Size [A]																		
	Contactor	In [A]																		
	Contactor	In [A]																		
	Overload Relay	Setting [A]																		
Distribution line	Cable type		Cu-EPR/XLPE		Cu-EPR/XLPE		Cu-EPR/XLPE		Cu-EPR/XLPE		Cu-EPR/XLPE		Cu-EPR/XLPE		Cu-EPR/XLPE		Cu-EPR/XLPE		Cu-EPR/XLPE	
	Sections		3G1.5		3G1.5		3G1.5		3G1.5		3G1.5		3G1.5		3G1.5		3G1.5		3G1.5	
	Length [m]	Iz [A]	10	26.0	10	26.0	10	26.0	10	26.0	10	26.0	10	26.0	10	26.0	10	26.0	10	26.0
	IB L1 [A]	Installation num.	9.6	13		13		13	9.6	13		13		13	9.6	13		13		13
	IB L2 [A]	dU %		1.00	9.6	1.00		1.00		1.00	9.6	1.00		1.00		1.00	9.6	1.00		1.00
	IB L3 [A]	Ib min [kA]		0.43		0.43	9.6	0.43		0.43		0.43	9.6	0.43		0.43		0.43	9.6	0.43
	IB N [A]	Ib max [kA]	9.6	5.99	9.6	5.99	9.6	5.99	9.6	5.99	9.6	5.99	9.6	5.99	9.6	5.99	9.6	5.99	9.6	5.99

(*) The circuit-breaker is in discrimination relations with other circuit-breakers
(**) The circuit-breaker is in back-up relations with other circuit-breakers
(!) Important notice about coordination to be verified in Discrimination report

Rev. n°1			Date:		Description	Customer:			Drawing number:		
Rev. n°2			Drafter:			Project:	PANELI K01 SH				
Rev. n°3			Design.:			File:		Sheet: 5	Next sheet: 6	Sheets: 7	
REVISIONS	Date:	Signatures	Approval:			Serial:					

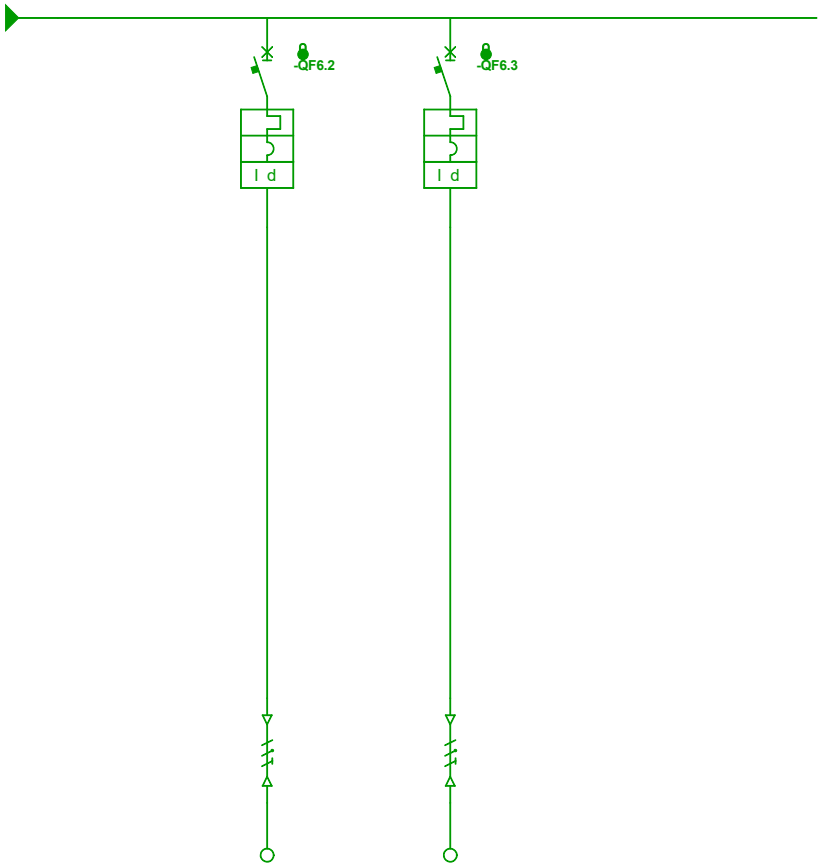

	Description				REZERVE		REZERVE													
Load	Voltage [V]	dU %			231	1.00	231	1.00												
	Active power [kW]	UF %			2.00	100	2.00	100												
	In [A]	Cosphi			9.6	0.90	9.6	0.90												
Command / protection	Producer				ABB		ABB													
	Circuit breaker/Disconnector				DS201 C16/0,03-AC		DS201 C10/0,03-AC													
	Poles	In [A]			1P+N	16	1P+N	10												
	Ith [A]	Idn [A]			16.0	0.030	10.0	0.030												
	Im [A]	Icu/Icn [kA]			160.0	10.0	100.0	10.0												
	Fuse	Size [A]																		
	Contactor	In [A]																		
	Contactor	In [A]																		
	Overload Relay	Setting [A]																		
Distribution line	Cable type				Cu-EPR/XLPE		Cu-EPR/XLPE													
	Sections				3G1.5		3G1.5													
	Length [m]	Iz [A]			10	26.0	10	26.0												
	IB L1 [A]	Installation num.			9.6	13		13												
	IB L2 [A]	dU %				1.00	9.6	1.00												
	IB L3 [A]	Ib min [kA]				0.43		0.43												
	IB N [A]	Ib max [kA]			9.6	5.99	9.6	5.99												

(*) The circuit-breaker is in discrimination relations with other circuit-breakers
(**) The circuit-breaker is in back-up relations with other circuit-breakers
(!) Important notice about coordination to be verified in Discrimination report

Rev. n°1			Date:		Description	Customer:			Drawing number:		
Rev. n°2			Drafter:			Project:	PANELI K01 SH				
Rev. n°3			Design.:			File:		Sheet: 6	Next sheet: 7	Sheets: 7	
REVISIONS	Date:	Signatures	Approval:			Serial:					

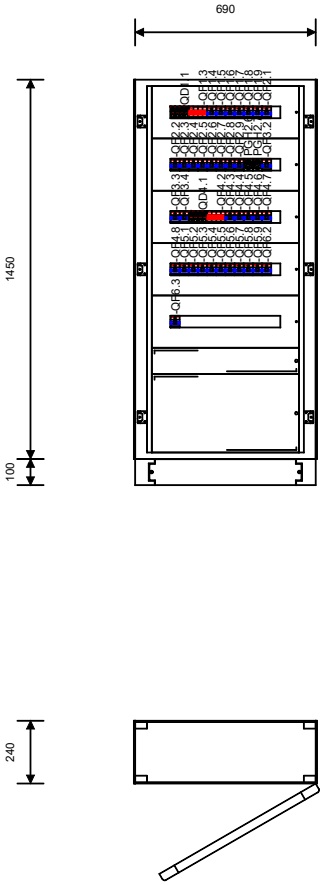

(*) The circuit-breaker is in discrimination relations with other circuit-breakers
(**) The circuit-breaker is in back-up relations with other circuit-breakers
(!) Important notice about coordination to be verified in Discrimination report

Rev. n°1			Date:			Description	Customer:			Drawing number:		
Rev. n°2			Drafter:				Project:					
Rev. n°3			Design.:				File:		Sheet: 7	Next sheet:	Sheets: 7	
REVISIONS	Date:	Signatures	Approval:				Serial:					

Short circuit calculation

Switchboard	Ib LLL (kA)	Ip LLL (kA)	Ib LL (kA)	Ip LL (kA)	Ib LN (kA)	Ip LN (kA)	Ib LPE (kA)	Ip LPE (kA)
Switchboard1	10.00	24.68	8.66	21.37	6.00	14.81	6.00	14.81

Rev. n°1			Date:			Description	Customer:			Drawing number:	
Rev. n°2			Drafter:				Project:	PANELI K01 SH			
Rev. n°3			Design.:				File:		Sheet: 1	Next sheet:	Sheets: 1
REVISIONS	Date:	Signatures	Approval:				Serial:				

Protection of Lv Cables

-WC1.4 L1PRR.K01

Load data	Phases - Distribution System		LN / TN-S (L1-N)
	Voltage	[V]	230.94
	IB (A)	[A]	9.6
	Cosphi		0.90
Cable	Cable cross-sections		3G1.5
	Conductor - Insulator		Cu / EPR/XLPE
	Length (m)	[m]	10
	Iz (A)	[A]	26.0
	dU (%)		1.00
	Work Temp (°C)	[°C]	38.2
	Power loss	[W]	24.52
	K²S²	[A2s]	45929

Protection checks

Overload: protected by **-QF1.4 DS201 C16/0,03-AC** — **Passed**
IB (9.62[A]) <= Ith (16.00[A]) <= Iz (26.00[A]) and If (23.20[A]) <= 1.45*Iz (37.70[A]); Uref=400V

1 2

Short circuit at terminal 1 (current flowing downstream): protected by **-QF1.4 DS201 C16/0,03-AC** — **Passed**
Protection guaranteed up to Ik LN (6.00[kA]), Ik L-PE (6.00[kA]); Uref=400V

Indirect touch at terminal 2 (current flowing downstream): protected by **-QF1.4 DS201 C16/0,03-AC** — **Passed**
Id (0.03[A]) <= Ikmin L-PE (0.43[kA]) and Td (0.04[s]) <= Max tripping time (0.40[s]); Uref=400V

1 2

Short circuit at terminal 2 (current flowing upstream): protected by

Indirect touch at terminal 1 (current flowing upstream): protected by

-WC1.5 L2PRR.K01

Load data	Phases - Distribution System		LN / TN-S (L2-N)
	Voltage	[V]	230.94
	IB (A)	[A]	9.6
	Cosphi		0.90
Cable	Cable cross-sections		3G1.5
	Conductor - Insulator		Cu / EPR/XLPE
	Length (m)	[m]	10
	Iz (A)	[A]	26.0
	dU (%)		1.00
	Work Temp (°C)	[°C]	38.2
	Power loss	[W]	24.52
	K²S²	[A2s]	45929

Protection checks

Overload: protected by **-QF1.5 DS201 C16/0,03-AC** — **Passed**
IB (9.62[A]) <= Ith (16.00[A]) <= Iz (26.00[A]) and If (23.20[A]) <= 1.45*Iz (37.70[A]); Uref=400V

1 2

Short circuit at terminal 1 (current flowing downstream): protected by **-QF1.5 DS201 C16/0,03-AC** — **Passed**
Protection guaranteed up to Ik LN (6.00[kA]), Ik L-PE (6.00[kA]); Uref=400V

Indirect touch at terminal 2 (current flowing downstream): protected by **-QF1.5 DS201 C16/0,03-AC** — **Passed**
Id (0.03[A]) <= Ikmin L-PE (0.43[kA]) and Td (0.04[s]) <= Max tripping time (0.40[s]); Uref=400V

1 2

Short circuit at terminal 2 (current flowing upstream): protected by

Indirect touch at terminal 1 (current flowing upstream): protected by

-WC1.6 L3PRR.K01

Load data	Phases - Distribution System		LN / TN-S (L3-N)
	Voltage	[V]	230.94
	IB (A)	[A]	9.6
	Cosphi		0.90
Cable	Cable cross-sections		3G1.5
	Conductor - Insulator		Cu / EPR/XLPE
	Length (m)	[m]	10
	Iz (A)	[A]	26.0
	dU (%)		1.00
	Work Temp (°C)	[°C]	38.2
	Power loss	[W]	24.52
	K²S²	[A2s]	45929

Protection checks

Overload: protected by **-QF1.6 DS201 C16/0,03-AC** — **Passed**
IB (9.62[A]) <= Ith (16.00[A]) <= Iz (26.00[A]) and If (23.20[A]) <= 1.45*Iz (37.70[A]); Uref=400V

1 2

Short circuit at terminal 1 (current flowing downstream): protected by **-QF1.6 DS201 C16/0,03-AC** — **Passed**
Protection guaranteed up to Ik LN (6.00[kA]), Ik L-PE (6.00[kA]); Uref=400V

Indirect touch at terminal 2 (current flowing downstream): protected by **-QF1.6 DS201 C16/0,03-AC** — **Passed**
Id (0.03[A]) <= Ikmin L-PE (0.43[kA]) and Td (0.04[s]) <= Max tripping time (0.40[s]); Uref=400V

1 2

Short circuit at terminal 2 (current flowing upstream): protected by

Indirect touch at terminal 1 (current flowing upstream): protected by

Protection of Lv Cables

-WC1.7 L4PRR.K01

Load data	Phases - Distribution System		LN / TN-S (L1-N)
	Voltage	[V]	230.94
	IB (A)	[A]	9.6
	Cosphi		0.90
Cable	Cable cross-sections		3G1.5
	Conductor - Insulator		Cu / EPR/XLPE
	Length (m)	[m]	10
	Iz (A)	[A]	26.0
	dU (%)		1.00
	Work Temp (°C)	[°C]	38.2
	Power loss	[W]	24.52
	K²S²	[A2s]	45929

Protection checks

Overload: protected by **-QF1.7 DS201 C16/0,03-AC** — **Passed**
IB (9.62[A]) <= Ith (16.00[A]) <= Iz (26.00[A]) and If (23.20[A]) <= 1.45*Iz (37.70[A]); Uref=400V

1 2 — **Short circuit at terminal 1 (current flowing downstream): protected by** **-QF1.7 DS201 C16/0,03-AC** — **Passed**
Protection guaranteed up to Ik LN (6.00[kA]), Ik L-PE (6.00[kA]); Uref=400V

Indirect touch at terminal 2 (current flowing downstream): protected by **-QF1.7 DS201 C16/0,03-AC** — **Passed**
Id (0.03[A]) <= Ikmin L-PE (0.43[kA]) and Td (0.04[s]) <= Max tripping time (0.40[s]); Uref=400V

1 2 — **Short circuit at terminal 2 (current flowing upstream): protected by**

Indirect touch at terminal 1 (current flowing upstream): protected by

-WC1.8 L5PRR.K01

Load data	Phases - Distribution System		LN / TN-S (L2-N)
	Voltage	[V]	230.94
	IB (A)	[A]	9.6
	Cosphi		0.90
Cable	Cable cross-sections		3G1.5
	Conductor - Insulator		Cu / EPR/XLPE
	Length (m)	[m]	10
	Iz (A)	[A]	26.0
	dU (%)		1.00
	Work Temp (°C)	[°C]	38.2
	Power loss	[W]	24.52
	K²S²	[A2s]	45929

Protection checks

Overload: protected by **-QF1.8 DS201 C16/0,03-AC** — **Passed**
IB (9.62[A]) <= Ith (16.00[A]) <= Iz (26.00[A]) and If (23.20[A]) <= 1.45*Iz (37.70[A]); Uref=400V

1 2 — **Short circuit at terminal 1 (current flowing downstream): protected by** **-QF1.8 DS201 C16/0,03-AC** — **Passed**
Protection guaranteed up to Ik LN (6.00[kA]), Ik L-PE (6.00[kA]); Uref=400V

Indirect touch at terminal 2 (current flowing downstream): protected by **-QF1.8 DS201 C16/0,03-AC** — **Passed**
Id (0.03[A]) <= Ikmin L-PE (0.43[kA]) and Td (0.04[s]) <= Max tripping time (0.40[s]); Uref=400V

1 2 — **Short circuit at terminal 2 (current flowing upstream): protected by**

Indirect touch at terminal 1 (current flowing upstream): protected by

-WC1.9 L6PRR.K01

Load data	Phases - Distribution System		LN / TN-S (L3-N)
	Voltage	[V]	230.94
	IB (A)	[A]	9.6
	Cosphi		0.90
Cable	Cable cross-sections		3G1.5
	Conductor - Insulator		Cu / EPR/XLPE
	Length (m)	[m]	10
	Iz (A)	[A]	26.0
	dU (%)		1.00
	Work Temp (°C)	[°C]	38.2
	Power loss	[W]	24.52
	K²S²	[A2s]	45929

Protection checks

Overload: protected by **-QF1.9 DS201 C16/0,03-AC** — **Passed**
IB (9.62[A]) <= Ith (16.00[A]) <= Iz (26.00[A]) and If (23.20[A]) <= 1.45*Iz (37.70[A]); Uref=400V

1 2 — **Short circuit at terminal 1 (current flowing downstream): protected by** **-QF1.9 DS201 C16/0,03-AC** — **Passed**
Protection guaranteed up to Ik LN (6.00[kA]), Ik L-PE (6.00[kA]); Uref=400V

Indirect touch at terminal 2 (current flowing downstream): protected by **-QF1.9 DS201 C16/0,03-AC** — **Passed**
Id (0.03[A]) <= Ikmin L-PE (0.43[kA]) and Td (0.04[s]) <= Max tripping time (0.40[s]); Uref=400V

1 2 — **Short circuit at terminal 2 (current flowing upstream): protected by**

Indirect touch at terminal 1 (current flowing upstream): protected by

Protection of Lv Cables

-WC2.1 L1NRR.K01

Load data	Phases - Distribution System		LN / TN-S (L1-N)
	Voltage	[V]	230.94
	IB (A)	[A]	4.8
	Cosphi		0.90
Cable	Cable cross-sections		3G1.5
	Conductor - Insulator		Cu / EPR/XLPE
	Length (m)	[m]	10
	Iz (A)	[A]	26.0
	dU (%)		0.49
	Work Temp (°C)	[°C]	32.1
	Power loss	[W]	5.99
	K²S²	[A2s]	45929

Protection checks

Overload: protected by -QF2.1 DS201 C10/0,03-AC IB (4.81[A]) <= Ith (10.00[A]) <= Iz (26.00[A]) and If (14.50[A]) <= 1.45*Iz (37.70[A]); Uref=400V		Passed
Short circuit at terminal 1 (current flowing downstream): protected by -QF2.1 DS201 C10/0,03-AC Protection guaranteed up to Ik LN (6.00[kA]), Ik L-PE (6.00[kA]); Uref=400V	1 2	Passed
Indirect touch at terminal 2 (current flowing downstream): protected by -QF2.1 DS201 C10/0,03-AC Id (0.03[A]) <= Ikmin L-PE (0.43[kA]) and Td (0.04[s]) <= Max tripping time (0.40[s]); Uref=400V		Passed
Short circuit at terminal 2 (current flowing upstream): protected by	1 2	
Indirect touch at terminal 1 (current flowing upstream): protected by		

-WC2.2 L2NRR.K01

Load data	Phases - Distribution System		LN / TN-S (L2-N)
	Voltage	[V]	230.94
	IB (A)	[A]	4.8
	Cosphi		0.90
Cable	Cable cross-sections		3G1.5
	Conductor - Insulator		Cu / EPR/XLPE
	Length (m)	[m]	10
	Iz (A)	[A]	26.0
	dU (%)		0.49
	Work Temp (°C)	[°C]	32.1
	Power loss	[W]	5.99
	K²S²	[A2s]	45929

Protection checks

Overload: protected by -QF2.2 DS201 C10/0,03-AC IB (4.81[A]) <= Ith (10.00[A]) <= Iz (26.00[A]) and If (14.50[A]) <= 1.45*Iz (37.70[A]); Uref=400V		Passed
Short circuit at terminal 1 (current flowing downstream): protected by -QF2.2 DS201 C10/0,03-AC Protection guaranteed up to Ik LN (6.00[kA]), Ik L-PE (6.00[kA]); Uref=400V	1 2	Passed
Indirect touch at terminal 2 (current flowing downstream): protected by -QF2.2 DS201 C10/0,03-AC Id (0.03[A]) <= Ikmin L-PE (0.43[kA]) and Td (0.04[s]) <= Max tripping time (0.40[s]); Uref=400V		Passed
Short circuit at terminal 2 (current flowing upstream): protected by	1 2	
Indirect touch at terminal 1 (current flowing upstream): protected by		

-WC2.3 L3NRR.K01

Load data	Phases - Distribution System		LN / TN-S (L3-N)
	Voltage	[V]	230.94
	IB (A)	[A]	4.8
	Cosphi		0.90
Cable	Cable cross-sections		3G1.5
	Conductor - Insulator		Cu / EPR/XLPE
	Length (m)	[m]	10
	Iz (A)	[A]	26.0
	dU (%)		0.49
	Work Temp (°C)	[°C]	32.1
	Power loss	[W]	5.99
	K²S²	[A2s]	45929

Protection checks

Overload: protected by -QF2.3 DS201 C10/0,03-AC IB (4.81[A]) <= Ith (10.00[A]) <= Iz (26.00[A]) and If (14.50[A]) <= 1.45*Iz (37.70[A]); Uref=400V		Passed
Short circuit at terminal 1 (current flowing downstream): protected by -QF2.3 DS201 C10/0,03-AC Protection guaranteed up to Ik LN (6.00[kA]), Ik L-PE (6.00[kA]); Uref=400V	1 2	Passed
Indirect touch at terminal 2 (current flowing downstream): protected by -QF2.3 DS201 C10/0,03-AC Id (0.03[A]) <= Ikmin L-PE (0.43[kA]) and Td (0.04[s]) <= Max tripping time (0.40[s]); Uref=400V		Passed
Short circuit at terminal 2 (current flowing upstream): protected by	1 2	
Indirect touch at terminal 1 (current flowing upstream): protected by		

Protection of Lv Cables

-WC2.4 L4NRR.K01

Load data	Phases - Distribution System		LN / TN-S (L1-N)
	Voltage	[V]	230.94
	IB (A)	[A]	4.8
	Cosphi		0.90
Cable	Cable cross-sections		3G1.5
	Conductor - Insulator		Cu / EPR/XLPE
	Length (m)	[m]	10
	Iz (A)	[A]	26.0
	dU (%)		0.49
	Work Temp (°C)	[°C]	32.1
	Power loss	[W]	5.99
	K²S²	[A2s]	45929

Protection checks

	Overload: protected by **-QF2.4 DS201 C10/0,03-AC** IB (4.81[A]) <= Ith (10.00[A]) <= Iz (26.00[A]) and If (14.50[A]) <= 1.45*Iz (37.70[A]); Uref=400V	**Passed**
1 2	**Short circuit at terminal 1 (current flowing downstream): protected by** **-QF2.4 DS201 C10/0,03-AC** Protection guaranteed up to Ik LN (6.00[kA]), Ik L-PE (6.00[kA]); Uref=400V	**Passed**
	Indirect touch at terminal 2 (current flowing downstream): protected by **-QF2.4 DS201 C10/0,03-AC** Id (0.03[A]) <= Ikmin L-PE (0.43[kA]) and Td (0.04[s]) <= Max tripping time (0.40[s]); Uref=400V	**Passed**
1 2	**Short circuit at terminal 2 (current flowing upstream): protected by**	
	Indirect touch at terminal 1 (current flowing upstream): protected by	

-WC2.5 L5NRR.K01

Load data	Phases - Distribution System		LN / TN-S (L2-N)
	Voltage	[V]	230.94
	IB (A)	[A]	4.8
	Cosphi		0.90
Cable	Cable cross-sections		3G1.5
	Conductor - Insulator		Cu / EPR/XLPE
	Length (m)	[m]	10
	Iz (A)	[A]	26.0
	dU (%)		0.49
	Work Temp (°C)	[°C]	32.1
	Power loss	[W]	5.99
	K²S²	[A2s]	45929

Protection checks

	Overload: protected by **-QF2.5 DS201 C10/0,03-AC** IB (4.81[A]) <= Ith (10.00[A]) <= Iz (26.00[A]) and If (14.50[A]) <= 1.45*Iz (37.70[A]); Uref=400V	**Passed**
1 2	**Short circuit at terminal 1 (current flowing downstream): protected by** **-QF2.5 DS201 C10/0,03-AC** Protection guaranteed up to Ik LN (6.00[kA]), Ik L-PE (6.00[kA]); Uref=400V	**Passed**
	Indirect touch at terminal 2 (current flowing downstream): protected by **-QF2.5 DS201 C10/0,03-AC** Id (0.03[A]) <= Ikmin L-PE (0.43[kA]) and Td (0.04[s]) <= Max tripping time (0.40[s]); Uref=400V	**Passed**
1 2	**Short circuit at terminal 2 (current flowing upstream): protected by**	
	Indirect touch at terminal 1 (current flowing upstream): protected by	

-WC2.6 L6NRR.K01

Load data	Phases - Distribution System		LN / TN-S (L3-N)
	Voltage	[V]	230.94
	IB (A)	[A]	4.8
	Cosphi		0.90
Cable	Cable cross-sections		3G1.5
	Conductor - Insulator		Cu / EPR/XLPE
	Length (m)	[m]	10
	Iz (A)	[A]	26.0
	dU (%)		0.49
	Work Temp (°C)	[°C]	32.1
	Power loss	[W]	5.99
	K²S²	[A2s]	45929

Protection checks

	Overload: protected by **-QF2.6 DS201 C10/0,03-AC** IB (4.81[A]) <= Ith (10.00[A]) <= Iz (26.00[A]) and If (14.50[A]) <= 1.45*Iz (37.70[A]); Uref=400V	**Passed**
1 2	**Short circuit at terminal 1 (current flowing downstream): protected by** **-QF2.6 DS201 C10/0,03-AC** Protection guaranteed up to Ik LN (5.99[kA]), Ik L-PE (5.99[kA]); Uref=400V	**Passed**
	Indirect touch at terminal 2 (current flowing downstream): protected by **-QF2.6 DS201 C10/0,03-AC** Id (0.03[A]) <= Ikmin L-PE (0.43[kA]) and Td (0.04[s]) <= Max tripping time (0.40[s]); Uref=400V	**Passed**
1 2	**Short circuit at terminal 2 (current flowing upstream): protected by**	
	Indirect touch at terminal 1 (current flowing upstream): protected by	

Protection of Lv Cables

-WC2.7 L7NRR.K01

Load data	Phases - Distribution System		LN / TN-S (L1-N)
	Voltage	[V]	230.94
	IB (A)	[A]	4.8
	Cosphi		0.90
Cable	Cable cross-sections		3G1.5
	Conductor - Insulator		Cu / EPR/XLPE
	Length (m)	[m]	10
	Iz (A)	[A]	26.0
	dU (%)		0.49
	Work Temp (°C)	[°C]	32.1
	Power loss	[W]	5.99
	K²S²	[A2s]	45929

Protection checks

	Overload: protected by -QF2.7 DS201 C10/0,03-AC IB (4.81[A]) <= Ith (10.00[A]) <= Iz (26.00[A]) and If (14.50[A]) <= 1.45*Iz (37.70[A]); Uref=400V	Passed
1 2	**Short circuit at terminal 1 (current flowing downstream): protected by** -QF2.7 DS201 C10/0,03-AC Protection guaranteed up to Ik LN (5.99[kA]), Ik L-PE (5.99[kA]); Uref=400V	Passed
	Indirect touch at terminal 2 (current flowing downstream): protected by -QF2.7 DS201 C10/0,03-AC Id (0.03[A]) <= Ikmin L-PE (0.43[kA]) and Td (0.04[s]) <= Max tripping time (0.40[s]); Uref=400V	Passed
1 2	**Short circuit at terminal 2 (current flowing upstream): protected by**	
	Indirect touch at terminal 1 (current flowing upstream): protected by	

-WC2.8 REZERVE

Load data	Phases - Distribution System		LN / TN-S (L2-N)
	Voltage	[V]	230.94
	IB (A)	[A]	4.8
	Cosphi		0.90
Cable	Cable cross-sections		3G1.5
	Conductor - Insulator		Cu / EPR/XLPE
	Length (m)	[m]	10
	Iz (A)	[A]	26.0
	dU (%)		0.49
	Work Temp (°C)	[°C]	32.1
	Power loss	[W]	5.99
	K²S²	[A2s]	45929

Protection checks

	Overload: protected by -QF2.8 DS201 C10/0,03-AC IB (4.81[A]) <= Ith (10.00[A]) <= Iz (26.00[A]) and If (14.50[A]) <= 1.45*Iz (37.70[A]); Uref=400V	Passed
1 2	**Short circuit at terminal 1 (current flowing downstream): protected by** -QF2.8 DS201 C10/0,03-AC Protection guaranteed up to Ik LN (6.00[kA]), Ik L-PE (6.00[kA]); Uref=400V	Passed
	Indirect touch at terminal 2 (current flowing downstream): protected by -QF2.8 DS201 C10/0,03-AC Id (0.03[A]) <= Ikmin L-PE (0.43[kA]) and Td (0.04[s]) <= Max tripping time (0.40[s]); Uref=400V	Passed
1 2	**Short circuit at terminal 2 (current flowing upstream): protected by**	
	Indirect touch at terminal 1 (current flowing upstream): protected by	

-WC2.9 REZERVE

Load data	Phases - Distribution System		LN / TN-S (L3-N)
	Voltage	[V]	230.94
	IB (A)	[A]	4.8
	Cosphi		0.90
Cable	Cable cross-sections		3G1.5
	Conductor - Insulator		Cu / EPR/XLPE
	Length (m)	[m]	10
	Iz (A)	[A]	26.0
	dU (%)		0.49
	Work Temp (°C)	[°C]	32.1
	Power loss	[W]	5.99
	K²S²	[A2s]	45929

Protection checks

	Overload: protected by -QF2.9 DS201 C10/0,03-AC IB (4.81[A]) <= Ith (10.00[A]) <= Iz (26.00[A]) and If (14.50[A]) <= 1.45*Iz (37.70[A]); Uref=400V	Passed
1 2	**Short circuit at terminal 1 (current flowing downstream): protected by** -QF2.9 DS201 C10/0,03-AC Protection guaranteed up to Ik LN (6.00[kA]), Ik L-PE (6.00[kA]); Uref=400V	Passed
	Indirect touch at terminal 2 (current flowing downstream): protected by -QF2.9 DS201 C10/0,03-AC Id (0.03[A]) <= Ikmin L-PE (0.43[kA]) and Td (0.04[s]) <= Max tripping time (0.40[s]); Uref=400V	Passed
1 2	**Short circuit at terminal 2 (current flowing upstream): protected by**	
	Indirect touch at terminal 1 (current flowing upstream): protected by	

Protection of Lv Cables

-WC3.2 REZERVE

Load data	Phases - Distribution System		LN / TN-S (L1-N)
	Voltage	[V]	230.94
	IB (A)	[A]	4.8
	Cosphi		0.90
Cable	Cable cross-sections		3G1.5
	Conductor - Insulator		Cu / EPR/XLPE
	Length (m)	[m]	10
	Iz (A)	[A]	26.0
	dU (%)		0.49
	Work Temp (°C)	[°C]	32.1
	Power loss	[W]	5.99
	K²S²	[A2s]	45929

Protection checks

	Overload: protected by -QF3.2 DS201 C10/0,03-AC IB (4.81[A]) <= Ith (10.00[A]) <= Iz (26.00[A]) and If (14.50[A]) <= 1.45*Iz (37.70[A]); Uref=400V	Passed
1 2	**Short circuit at terminal 1 (current flowing downstream): protected by** -QF3.2 DS201 C10/0,03-AC Protection guaranteed up to Ik LN (6.00[kA]), Ik L-PE (6.00[kA]); Uref=400V	Passed
	Indirect touch at terminal 2 (current flowing downstream): protected by -QF3.2 DS201 C10/0,03-AC Id (0.03[A]) <= Ikmin L-PE (0.43[kA]) and Td (0.04[s]) <= Max tripping time (0.40[s]); Uref=400V	Passed
1 2	**Short circuit at terminal 2 (current flowing upstream): protected by**	
	Indirect touch at terminal 1 (current flowing upstream): protected by	

-WC3.3 REZERVE

Load data	Phases - Distribution System		LN / TN-S (L2-N)
	Voltage	[V]	230.94
	IB (A)	[A]	4.8
	Cosphi		0.90
Cable	Cable cross-sections		3G1.5
	Conductor - Insulator		Cu / EPR/XLPE
	Length (m)	[m]	10
	Iz (A)	[A]	26.0
	dU (%)		0.49
	Work Temp (°C)	[°C]	32.1
	Power loss	[W]	5.99
	K²S²	[A2s]	45929

Protection checks

	Overload: protected by -QF3.3 DS201 C16/0,03-AC IB (4.81[A]) <= Ith (16.00[A]) <= Iz (26.00[A]) and If (23.20[A]) <= 1.45*Iz (37.70[A]); Uref=400V	Passed
1 2	**Short circuit at terminal 1 (current flowing downstream): protected by** -QF3.3 DS201 C16/0,03-AC Protection guaranteed up to Ik LN (6.00[kA]), Ik L-PE (6.00[kA]); Uref=400V	Passed
	Indirect touch at terminal 2 (current flowing downstream): protected by -QF3.3 DS201 C16/0,03-AC Id (0.03[A]) <= Ikmin L-PE (0.43[kA]) and Td (0.04[s]) <= Max tripping time (0.40[s]); Uref=400V	Passed
1 2	**Short circuit at terminal 2 (current flowing upstream): protected by**	
	Indirect touch at terminal 1 (current flowing upstream): protected by	

-WC3.4 REZERVE

Load data	Phases - Distribution System		LN / TN-S (L3-N)
	Voltage	[V]	230.94
	IB (A)	[A]	4.8
	Cosphi		0.90
Cable	Cable cross-sections		3G1.5
	Conductor - Insulator		Cu / EPR/XLPE
	Length (m)	[m]	10
	Iz (A)	[A]	26.0
	dU (%)		0.49
	Work Temp (°C)	[°C]	32.1
	Power loss	[W]	5.99
	K²S²	[A2s]	45929

Protection checks

	Overload: protected by -QF3.4 DS201 C16/0,03-AC IB (4.81[A]) <= Ith (16.00[A]) <= Iz (26.00[A]) and If (23.20[A]) <= 1.45*Iz (37.70[A]); Uref=400V	Passed
1 2	**Short circuit at terminal 1 (current flowing downstream): protected by** -QF3.4 DS201 C16/0,03-AC Protection guaranteed up to Ik LN (6.00[kA]), Ik L-PE (6.00[kA]); Uref=400V	Passed
	Indirect touch at terminal 2 (current flowing downstream): protected by -QF3.4 DS201 C16/0,03-AC Id (0.03[A]) <= Ikmin L-PE (0.43[kA]) and Td (0.04[s]) <= Max tripping time (0.40[s]); Uref=400V	Passed
1 2	**Short circuit at terminal 2 (current flowing upstream): protected by**	
	Indirect touch at terminal 1 (current flowing upstream): protected by	

Protection of Lv Cables

-WC4.3 L1UP.K01

Load data	Phases - Distribution System		LN / TN-S (L1-N)
	Voltage	[V]	230.94
	IB (A)	[A]	9.6
	Cosphi		0.90
Cable	Cable cross-sections		3G1.5
	Conductor - Insulator		Cu / EPR/XLPE
	Length (m)	[m]	10
	Iz (A)	[A]	26.0
	dU (%)		1.00
	Work Temp (°C)	[°C]	38.2
	Power loss	[W]	24.52
	K²S²	[A2s]	45929

Protection checks

Overload: protected by **-QF4.3 DS201 C16/0,03-AC** — **Passed**
IB (9.62[A]) <= Ith (16.00[A]) <= Iz (26.00[A]) and If (23.20[A]) <= 1.45*Iz (37.70[A]); Uref=400V

1 2 — **Short circuit at terminal 1 (current flowing downstream): protected by** **-QF4.3 DS201 C16/0,03-AC** — **Passed**
Protection guaranteed up to Ik LN (5.99[kA]), Ik L-PE (5.99[kA]); Uref=400V

Indirect touch at terminal 2 (current flowing downstream): protected by **-QF4.3 DS201 C16/0,03-AC** — **Passed**
Id (0.03[A]) <= Ikmin L-PE (0.43[kA]) and Td (0.04[s]) <= Max tripping time (0.40[s]); Uref=400V

1 2 — **Short circuit at terminal 2 (current flowing upstream): protected by**

Indirect touch at terminal 1 (current flowing upstream): protected by

-WC4.4 L2UP.K01

Load data	Phases - Distribution System		LN / TN-S (L2-N)
	Voltage	[V]	230.94
	IB (A)	[A]	9.6
	Cosphi		0.90
Cable	Cable cross-sections		3G1.5
	Conductor - Insulator		Cu / EPR/XLPE
	Length (m)	[m]	10
	Iz (A)	[A]	26.0
	dU (%)		1.00
	Work Temp (°C)	[°C]	38.2
	Power loss	[W]	24.52
	K²S²	[A2s]	45929

Protection checks

Overload: protected by **-QF4.4 DS201 C16/0,03-AC** — **Passed**
IB (9.62[A]) <= Ith (16.00[A]) <= Iz (26.00[A]) and If (23.20[A]) <= 1.45*Iz (37.70[A]); Uref=400V

1 2 — **Short circuit at terminal 1 (current flowing downstream): protected by** **-QF4.4 DS201 C16/0,03-AC** — **Passed**
Protection guaranteed up to Ik LN (5.99[kA]), Ik L-PE (5.99[kA]); Uref=400V

Indirect touch at terminal 2 (current flowing downstream): protected by **-QF4.4 DS201 C16/0,03-AC** — **Passed**
Id (0.03[A]) <= Ikmin L-PE (0.43[kA]) and Td (0.04[s]) <= Max tripping time (0.40[s]); Uref=400V

1 2 — **Short circuit at terminal 2 (current flowing upstream): protected by**

Indirect touch at terminal 1 (current flowing upstream): protected by

-WC4.5 L3UP.K01

Load data	Phases - Distribution System		LN / TN-S (L3-N)
	Voltage	[V]	230.94
	IB (A)	[A]	9.6
	Cosphi		0.90
Cable	Cable cross-sections		3G1.5
	Conductor - Insulator		Cu / EPR/XLPE
	Length (m)	[m]	10
	Iz (A)	[A]	26.0
	dU (%)		1.00
	Work Temp (°C)	[°C]	38.2
	Power loss	[W]	24.52
	K²S²	[A2s]	45929

Protection checks

Overload: protected by **-QF4.5 DS201 C16/0,03-AC** — **Passed**
IB (9.62[A]) <= Ith (16.00[A]) <= Iz (26.00[A]) and If (23.20[A]) <= 1.45*Iz (37.70[A]); Uref=400V

1 2 — **Short circuit at terminal 1 (current flowing downstream): protected by** **-QF4.5 DS201 C16/0,03-AC** — **Passed**
Protection guaranteed up to Ik LN (5.99[kA]), Ik L-PE (5.99[kA]); Uref=400V

Indirect touch at terminal 2 (current flowing downstream): protected by **-QF4.5 DS201 C16/0,03-AC** — **Passed**
Id (0.03[A]) <= Ikmin L-PE (0.43[kA]) and Td (0.04[s]) <= Max tripping time (0.40[s]); Uref=400V

1 2 — **Short circuit at terminal 2 (current flowing upstream): protected by**

Indirect touch at terminal 1 (current flowing upstream): protected by

Protection of Lv Cables

-WC4.6 L4UP.K01

Load data	Phases - Distribution System		LN / TN-S (L1-N)
	Voltage	[V]	230.94
	IB (A)	[A]	9.6
	Cosphi		0.90
Cable	Cable cross-sections		3G1.5
	Conductor - Insulator		Cu / EPR/XLPE
	Length (m)	[m]	10
	Iz (A)	[A]	26.0
	dU (%)		1.00
	Work Temp (°C)	[°C]	38.2
	Power loss	[W]	24.52
	K²S²	[A2s]	45929

Protection checks

Overload: protected by **-QF4.6 DS201 C16/0,03-AC** — **Passed**
IB (9.62[A]) <= Ith (16.00[A]) <= Iz (26.00[A]) and If (23.20[A]) <= 1.45*Iz (37.70[A]); Uref=400V

Short circuit at terminal 1 (current flowing downstream): protected by **-QF4.6 DS201 C16/0,03-AC** — **Passed**
Protection guaranteed up to Ik LN (5.99[kA]), Ik L-PE (5.99[kA]); Uref=400V

Indirect touch at terminal 2 (current flowing downstream): protected by **-QF4.6 DS201 C16/0,03-AC** — **Passed**
Id (0.03[A]) <= Ikmin L-PE (0.43[kA]) and Td (0.04[s]) <= Max tripping time (0.40[s]); Uref=400V

Short circuit at terminal 2 (current flowing upstream): protected by

Indirect touch at terminal 1 (current flowing upstream): protected by

-WC4.7 L5UP.K01

Load data	Phases - Distribution System		LN / TN-S (L2-N)
	Voltage	[V]	230.94
	IB (A)	[A]	9.6
	Cosphi		0.90
Cable	Cable cross-sections		3G1.5
	Conductor - Insulator		Cu / EPR/XLPE
	Length (m)	[m]	10
	Iz (A)	[A]	26.0
	dU (%)		1.00
	Work Temp (°C)	[°C]	38.2
	Power loss	[W]	24.52
	K²S²	[A2s]	45929

Protection checks

Overload: protected by **-QF4.7 DS201 C16/0,03-AC** — **Passed**
IB (9.62[A]) <= Ith (16.00[A]) <= Iz (26.00[A]) and If (23.20[A]) <= 1.45*Iz (37.70[A]); Uref=400V

Short circuit at terminal 1 (current flowing downstream): protected by **-QF4.7 DS201 C16/0,03-AC** — **Passed**
Protection guaranteed up to Ik LN (5.99[kA]), Ik L-PE (5.99[kA]); Uref=400V

Indirect touch at terminal 2 (current flowing downstream): protected by **-QF4.7 DS201 C16/0,03-AC** — **Passed**
Id (0.03[A]) <= Ikmin L-PE (0.43[kA]) and Td (0.04[s]) <= Max tripping time (0.40[s]); Uref=400V

Short circuit at terminal 2 (current flowing upstream): protected by

Indirect touch at terminal 1 (current flowing upstream): protected by

-WC4.8 L6UP.K01

Load data	Phases - Distribution System		LN / TN-S (L3-N)
	Voltage	[V]	230.94
	IB (A)	[A]	9.6
	Cosphi		0.90
Cable	Cable cross-sections		3G1.5
	Conductor - Insulator		Cu / EPR/XLPE
	Length (m)	[m]	10
	Iz (A)	[A]	26.0
	dU (%)		1.00
	Work Temp (°C)	[°C]	38.2
	Power loss	[W]	24.52
	K²S²	[A2s]	45929

Protection checks

Overload: protected by **-QF4.8 DS201 C16/0,03-AC** — **Passed**
IB (9.62[A]) <= Ith (16.00[A]) <= Iz (26.00[A]) and If (23.20[A]) <= 1.45*Iz (37.70[A]); Uref=400V

Short circuit at terminal 1 (current flowing downstream): protected by **-QF4.8 DS201 C16/0,03-AC** — **Passed**
Protection guaranteed up to Ik LN (5.99[kA]), Ik L-PE (5.99[kA]); Uref=400V

Indirect touch at terminal 2 (current flowing downstream): protected by **-QF4.8 DS201 C16/0,03-AC** — **Passed**
Id (0.03[A]) <= Ikmin L-PE (0.43[kA]) and Td (0.04[s]) <= Max tripping time (0.40[s]); Uref=400V

Short circuit at terminal 2 (current flowing upstream): protected by

Indirect touch at terminal 1 (current flowing upstream): protected by

Protection of Lv Cables

-WC5.1 L7UP.K01

Load data	Phases - Distribution System		LN / TN-S (L1-N)
	Voltage	[V]	230.94
	IB (A)	[A]	9.6
	Cosphi		0.90
Cable	Cable cross-sections		3G1.5
	Conductor - Insulator		Cu / EPR/XLPE
	Length (m)	[m]	10
	Iz (A)	[A]	26.0
	dU (%)		1.00
	Work Temp (°C)	[°C]	38.2
	Power loss	[W]	24.52
	K²S²	[A2s]	45929

Protection checks

Overload: protected by **-QF5.1 DS201 C16/0,03-AC** — **Passed**
IB (9.62[A]) <= Ith (16.00[A]) <= Iz (26.00[A]) and If (23.20[A]) <= 1.45*Iz (37.70[A]); Uref=400V

1 2

Short circuit at terminal 1 (current flowing downstream): protected by **-QF5.1 DS201 C16/0,03-AC** — **Passed**
Protection guaranteed up to Ik LN (5.99[kA]), Ik L-PE (5.99[kA]); Uref=400V

Indirect touch at terminal 2 (current flowing downstream): protected by **-QF5.1 DS201 C16/0,03-AC** — **Passed**
Id (0.03[A]) <= Ikmin L-PE (0.43[kA]) and Td (0.04[s]) <= Max tripping time (0.40[s]); Uref=400V

1 2

Short circuit at terminal 2 (current flowing upstream): protected by

Indirect touch at terminal 1 (current flowing upstream): protected by

-WC5.2 L8UP.K01

Load data	Phases - Distribution System		LN / TN-S (L2-N)
	Voltage	[V]	230.94
	IB (A)	[A]	9.6
	Cosphi		0.90
Cable	Cable cross-sections		3G1.5
	Conductor - Insulator		Cu / EPR/XLPE
	Length (m)	[m]	10
	Iz (A)	[A]	26.0
	dU (%)		1.00
	Work Temp (°C)	[°C]	38.2
	Power loss	[W]	24.52
	K²S²	[A2s]	45929

Protection checks

Overload: protected by **-QF5.2 DS201 C16/0,03-AC** — **Passed**
IB (9.62[A]) <= Ith (16.00[A]) <= Iz (26.00[A]) and If (23.20[A]) <= 1.45*Iz (37.70[A]); Uref=400V

1 2

Short circuit at terminal 1 (current flowing downstream): protected by **-QF5.2 DS201 C16/0,03-AC** — **Passed**
Protection guaranteed up to Ik LN (5.99[kA]), Ik L-PE (5.99[kA]); Uref=400V

Indirect touch at terminal 2 (current flowing downstream): protected by **-QF5.2 DS201 C16/0,03-AC** — **Passed**
Id (0.03[A]) <= Ikmin L-PE (0.43[kA]) and Td (0.04[s]) <= Max tripping time (0.40[s]); Uref=400V

1 2

Short circuit at terminal 2 (current flowing upstream): protected by

Indirect touch at terminal 1 (current flowing upstream): protected by

-WC5.3 L9UP.K01

Load data	Phases - Distribution System		LN / TN-S (L3-N)
	Voltage	[V]	230.94
	IB (A)	[A]	9.6
	Cosphi		0.90
Cable	Cable cross-sections		3G1.5
	Conductor - Insulator		Cu / EPR/XLPE
	Length (m)	[m]	10
	Iz (A)	[A]	26.0
	dU (%)		1.00
	Work Temp (°C)	[°C]	38.2
	Power loss	[W]	24.52
	K²S²	[A2s]	45929

Protection checks

Overload: protected by **-QF5.3 DS201 C16/0,03-AC** — **Passed**
IB (9.62[A]) <= Ith (16.00[A]) <= Iz (26.00[A]) and If (23.20[A]) <= 1.45*Iz (37.70[A]); Uref=400V

1 2

Short circuit at terminal 1 (current flowing downstream): protected by **-QF5.3 DS201 C16/0,03-AC** — **Passed**
Protection guaranteed up to Ik LN (5.99[kA]), Ik L-PE (5.99[kA]); Uref=400V

Indirect touch at terminal 2 (current flowing downstream): protected by **-QF5.3 DS201 C16/0,03-AC** — **Passed**
Id (0.03[A]) <= Ikmin L-PE (0.43[kA]) and Td (0.04[s]) <= Max tripping time (0.40[s]); Uref=400V

1 2

Short circuit at terminal 2 (current flowing upstream): protected by

Indirect touch at terminal 1 (current flowing upstream): protected by

Protection of Lv Cables

-WC5.4 L10UP.K01

Load data	Phases - Distribution System		LN / TN-S (L1-N)
	Voltage	[V]	230.94
	IB (A)	[A]	9.6
	Cosphi		0.90
Cable	Cable cross-sections		3G1.5
	Conductor - Insulator		Cu / EPR/XLPE
	Length (m)	[m]	10
	Iz (A)	[A]	26.0
	dU (%)		1.00
	Work Temp (°C)	[°C]	38.2
	Power loss	[W]	24.52
	K²S²	[A2s]	45929

Protection checks

Overload: protected by **-QF5.4 DS201 C16/0,03-AC** — **Passed**
IB (9.62[A]) <= Ith (16.00[A]) <= Iz (26.00[A]) and If (23.20[A]) <= 1.45*Iz (37.70[A]); Uref=400V

1 2 — **Short circuit at terminal 1 (current flowing downstream): protected by** **-QF5.4 DS201 C16/0,03-AC** — **Passed**
Protection guaranteed up to Ik LN (5.99[kA]), Ik L-PE (5.99[kA]); Uref=400V

Indirect touch at terminal 2 (current flowing downstream): protected by **-QF5.4 DS201 C16/0,03-AC** — **Passed**
Id (0.03[A]) <= Ikmin L-PE (0.43[kA]) and Td (0.04[s]) <= Max tripping time (0.40[s]); Uref=400V

1 2 — **Short circuit at terminal 2 (current flowing upstream): protected by**

Indirect touch at terminal 1 (current flowing upstream): protected by

-WC5.5 RACK

Load data	Phases - Distribution System		LN / TN-S (L2-N)
	Voltage	[V]	230.94
	IB (A)	[A]	9.6
	Cosphi		0.90
Cable	Cable cross-sections		3G1.5
	Conductor - Insulator		Cu / EPR/XLPE
	Length (m)	[m]	10
	Iz (A)	[A]	26.0
	dU (%)		1.00
	Work Temp (°C)	[°C]	38.2
	Power loss	[W]	24.52
	K²S²	[A2s]	45929

Protection checks

Overload: protected by **-QF5.5 DS201 C20/0,03-AC** — **Passed**
IB (9.62[A]) <= Ith (20.00[A]) <= Iz (26.00[A]) and If (29.00[A]) <= 1.45*Iz (37.70[A]); Uref=400V

1 2 — **Short circuit at terminal 1 (current flowing downstream): protected by** **-QF5.5 DS201 C20/0,03-AC** — **Passed**
Protection guaranteed up to Ik LN (5.99[kA]), Ik L-PE (5.99[kA]); Uref=400V

Indirect touch at terminal 2 (current flowing downstream): protected by **-QF5.5 DS201 C20/0,03-AC** — **Passed**
Id (0.03[A]) <= Ikmin L-PE (0.43[kA]) and Td (0.04[s]) <= Max tripping time (0.40[s]); Uref=400V

1 2 — **Short circuit at terminal 2 (current flowing upstream): protected by**

Indirect touch at terminal 1 (current flowing upstream): protected by

-WC5.6 NDRICIM EMERGJENCE

Load data	Phases - Distribution System		LN / TN-S (L3-N)
	Voltage	[V]	230.94
	IB (A)	[A]	9.6
	Cosphi		0.90
Cable	Cable cross-sections		3G1.5
	Conductor - Insulator		Cu / EPR/XLPE
	Length (m)	[m]	10
	Iz (A)	[A]	26.0
	dU (%)		1.00
	Work Temp (°C)	[°C]	38.2
	Power loss	[W]	24.52
	K²S²	[A2s]	45929

Protection checks

Overload: protected by **-QF5.6 DS201 C10/0,03-AC** — **Passed**
IB (9.62[A]) <= Ith (10.00[A]) <= Iz (26.00[A]) and If (14.50[A]) <= 1.45*Iz (37.70[A]); Uref=400V

1 2 — **Short circuit at terminal 1 (current flowing downstream): protected by** **-QF5.6 DS201 C10/0,03-AC** — **Passed**
Protection guaranteed up to Ik LN (5.99[kA]), Ik L-PE (5.99[kA]); Uref=400V

Indirect touch at terminal 2 (current flowing downstream): protected by **-QF5.6 DS201 C10/0,03-AC** — **Passed**
Id (0.03[A]) <= Ikmin L-PE (0.43[kA]) and Td (0.04[s]) <= Max tripping time (0.40[s]); Uref=400V

1 2 — **Short circuit at terminal 2 (current flowing upstream): protected by**

Indirect touch at terminal 1 (current flowing upstream): protected by

Protection of Lv Cables

-WC5.7 REZERVE

Load data	Phases - Distribution System		LN / TN-S (L1-N)
	Voltage	[V]	230.94
	IB (A)	[A]	9.6
	Cosphi		0.90
Cable	Cable cross-sections		3G1.5
	Conductor - Insulator		Cu / EPR/XLPE
	Length (m)	[m]	10
	Iz (A)	[A]	26.0
	dU (%)		1.00
	Work Temp (°C)	[°C]	38.2
	Power loss	[W]	24.52
	K²S²	[A2s]	45929

Protection checks

Overload: protected by -QF5.7 DS201 C16/0,03-AC IB (9.62[A]) <= Ith (16.00[A]) <= Iz (26.00[A]) and If (23.20[A]) <= 1.45*Iz (37.70[A]); Uref=400V		Passed
Short circuit at terminal 1 (current flowing downstream): protected by -QF5.7 DS201 C16/0,03-AC Protection guaranteed up to Ik LN (5.99[kA]), Ik L-PE (5.99[kA]); Uref=400V	1 2	Passed
Indirect touch at terminal 2 (current flowing downstream): protected by -QF5.7 DS201 C16/0,03-AC Id (0.03[A]) <= Ikmin L-PE (0.43[kA]) and Td (0.04[s]) <= Max tripping time (0.40[s]); Uref=400V		Passed
Short circuit at terminal 2 (current flowing upstream): protected by	1 2	
Indirect touch at terminal 1 (current flowing upstream): protected by		

-WC5.8 REZERVE

Load data	Phases - Distribution System		LN / TN-S (L2-N)
	Voltage	[V]	230.94
	IB (A)	[A]	9.6
	Cosphi		0.90
Cable	Cable cross-sections		3G1.5
	Conductor - Insulator		Cu / EPR/XLPE
	Length (m)	[m]	10
	Iz (A)	[A]	26.0
	dU (%)		1.00
	Work Temp (°C)	[°C]	38.2
	Power loss	[W]	24.52
	K²S²	[A2s]	45929

Protection checks

Overload: protected by -QF5.8 DS201 C16/0,03-AC IB (9.62[A]) <= Ith (16.00[A]) <= Iz (26.00[A]) and If (23.20[A]) <= 1.45*Iz (37.70[A]); Uref=400V		Passed
Short circuit at terminal 1 (current flowing downstream): protected by -QF5.8 DS201 C16/0,03-AC Protection guaranteed up to Ik LN (5.99[kA]), Ik L-PE (5.99[kA]); Uref=400V	1 2	Passed
Indirect touch at terminal 2 (current flowing downstream): protected by -QF5.8 DS201 C16/0,03-AC Id (0.03[A]) <= Ikmin L-PE (0.43[kA]) and Td (0.04[s]) <= Max tripping time (0.40[s]); Uref=400V		Passed
Short circuit at terminal 2 (current flowing upstream): protected by	1 2	
Indirect touch at terminal 1 (current flowing upstream): protected by		

-WC5.9 REZERVE

Load data	Phases - Distribution System		LN / TN-S (L3-N)
	Voltage	[V]	230.94
	IB (A)	[A]	9.6
	Cosphi		0.90
Cable	Cable cross-sections		3G1.5
	Conductor - Insulator		Cu / EPR/XLPE
	Length (m)	[m]	10
	Iz (A)	[A]	26.0
	dU (%)		1.00
	Work Temp (°C)	[°C]	38.2
	Power loss	[W]	24.52
	K²S²	[A2s]	45929

Protection checks

Overload: protected by -QF5.9 DS201 C16/0,03-AC IB (9.62[A]) <= Ith (16.00[A]) <= Iz (26.00[A]) and If (23.20[A]) <= 1.45*Iz (37.70[A]); Uref=400V		Passed
Short circuit at terminal 1 (current flowing downstream): protected by -QF5.9 DS201 C16/0,03-AC Protection guaranteed up to Ik LN (5.99[kA]), Ik L-PE (5.99[kA]); Uref=400V	1 2	Passed
Indirect touch at terminal 2 (current flowing downstream): protected by -QF5.9 DS201 C16/0,03-AC Id (0.03[A]) <= Ikmin L-PE (0.43[kA]) and Td (0.04[s]) <= Max tripping time (0.40[s]); Uref=400V		Passed
Short circuit at terminal 2 (current flowing upstream): protected by	1 2	
Indirect touch at terminal 1 (current flowing upstream): protected by		

Protection of Lv Cables

-WC6.2 REZERVE

Load data	Phases - Distribution System		LN / TN-S (L1-N)
	Voltage	[V]	230.94
	IB (A)	[A]	9.6
	Cosphi		0.90
Cable	Cable cross-sections		3G1.5
	Conductor - Insulator		Cu / EPR/XLPE
	Length (m)	[m]	10
	Iz (A)	[A]	26.0
	dU (%)		1.00
	Work Temp (°C)	[°C]	38.2
	Power loss	[W]	24.52
	K²S²	[A2s]	45929

Protection checks

Overload: protected by **-QF6.2 DS201 C16/0,03-AC** — **Passed**

IB (9.62[A]) <= Ith (16.00[A]) <= Iz (26.00[A]) and If (23.20[A]) <= 1.45*Iz (37.70[A]); Uref=400V

1 2

Short circuit at terminal 1 (current flowing downstream): protected by **-QF6.2 DS201 C16/0,03-AC** — **Passed**

Protection guaranteed up to Ik LN (5.99[kA]), Ik L-PE (5.99[kA]); Uref=400V

Indirect touch at terminal 2 (current flowing downstream): protected by **-QF6.2 DS201 C16/0,03-AC** — **Passed**

Id (0.03[A]) <= Ikmin L-PE (0.43[kA]) and Td (0.04[s]) <= Max tripping time (0.40[s]); Uref=400V

1 2

Short circuit at terminal 2 (current flowing upstream): protected by

Indirect touch at terminal 1 (current flowing upstream): protected by

-WC6.3 REZERVE

Load data	Phases - Distribution System		LN / TN-S (L2-N)
	Voltage	[V]	230.94
	IB (A)	[A]	9.6
	Cosphi		0.90
Cable	Cable cross-sections		3G1.5
	Conductor - Insulator		Cu / EPR/XLPE
	Length (m)	[m]	10
	Iz (A)	[A]	26.0
	dU (%)		1.00
	Work Temp (°C)	[°C]	38.2
	Power loss	[W]	24.52
	K²S²	[A2s]	45929

Protection checks

Overload: protected by **-QF6.3 DS201 C10/0,03-AC** — **Passed**

IB (9.62[A]) <= Ith (10.00[A]) <= Iz (26.00[A]) and If (14.50[A]) <= 1.45*Iz (37.70[A]); Uref=400V

1 2

Short circuit at terminal 1 (current flowing downstream): protected by **-QF6.3 DS201 C10/0,03-AC** — **Passed**

Protection guaranteed up to Ik LN (5.99[kA]), Ik L-PE (5.99[kA]); Uref=400V

Indirect touch at terminal 2 (current flowing downstream): protected by **-QF6.3 DS201 C10/0,03-AC** — **Passed**

Id (0.03[A]) <= Ikmin L-PE (0.43[kA]) and Td (0.04[s]) <= Max tripping time (0.40[s]); Uref=400V

1 2

Short circuit at terminal 2 (current flowing upstream): protected by

Indirect touch at terminal 1 (current flowing upstream): protected by

Load data	Phases - Distribution System		
	Voltage	[V]	
	IB (A)	[A]	
	Cosphi		
Cable	Cable cross-sections		
	Conductor - Insulator		
	Length (m)	[m]	
	Iz (A)	[A]	
	dU (%)		
	Work Temp (°C)	[°C]	
	Power loss	[W]	
	K²S²	[A2s]	

Protection checks

Overload: protected by

1 2

Short circuit at terminal 1 (current flowing downstream): protected by

Indirect touch at terminal 2 (current flowing downstream): protected by

1 2

Short circuit at terminal 2 (current flowing upstream): protected by

Indirect touch at terminal 1 (current flowing upstream): protected by

List of LV devices

Sign	Part code	Type	RCD code	RCD type	User description 1	User description 2
-QF1.3	2CDS274001R0404	S204M-C40			KRYESORI	RRJET-GJENERATOR
-QF1.4	2CSR255040R1164	DS201 C16/0,03-AC			L1PRR.K01	
-QF1.5	2CSR255040R1164	DS201 C16/0,03-AC			L2PRR.K01	
-QF1.6	2CSR255040R1164	DS201 C16/0,03-AC			L3PRR.K01	
-QF1.7	2CSR255040R1164	DS201 C16/0,03-AC			L4PRR.K01	
-QF1.8	2CSR255040R1164	DS201 C16/0,03-AC			L5PRR.K01	
-QF1.9	2CSR255040R1164	DS201 C16/0,03-AC			L6PRR.K01	
-QF2.1	2CSR255040R1104	DS201 C10/0,03-AC			L1NRR.K01	
-QF2.2	2CSR255040R1104	DS201 C10/0,03-AC			L2NRR.K01	
-QF2.3	2CSR255040R1104	DS201 C10/0,03-AC			L3NRR.K01	
-QF2.4	2CSR255040R1104	DS201 C10/0,03-AC			L4NRR.K01	
-QF2.5	2CSR255040R1104	DS201 C10/0,03-AC			L5NRR.K01	
-QF2.6	2CSR255040R1104	DS201 C10/0,03-AC			L6NRR.K01	
-QF2.7	2CSR255040R1104	DS201 C10/0,03-AC			L7NRR.K01	
-QF2.8	2CSR255040R1104	DS201 C10/0,03-AC			REZERVE	
-QF2.9	2CSR255040R1104	DS201 C10/0,03-AC			REZERVE	
-QF3.2	2CSR255040R1104	DS201 C10/0,03-AC			REZERVE	
-QF3.3	2CSR255040R1164	DS201 C16/0,03-AC			REZERVE	
-QF3.4	2CSR255040R1164	DS201 C16/0,03-AC			REZERVE	
-QF4.2	2CDS274001R0404	S204M-C40			KRYESORI	UPS
-QF4.3	2CSR255040R1164	DS201 C16/0,03-AC			L1UP.K01	
-QF4.4	2CSR255040R1164	DS201 C16/0,03-AC			L2UP.K01	
-QF4.5	2CSR255040R1164	DS201 C16/0,03-AC			L3UP.K01	
-QF4.6	2CSR255040R1164	DS201 C16/0,03-AC			L4UP.K01	
-QF4.7	2CSR255040R1164	DS201 C16/0,03-AC			L5UP.K01	
-QF4.8	2CSR255040R1164	DS201 C16/0,03-AC			L6UP.K01	
-QF5.1	2CSR255040R1164	DS201 C16/0,03-AC			L7UP.K01	
-QF5.2	2CSR255040R1164	DS201 C16/0,03-AC			L8UP.K01	
-QF5.3	2CSR255040R1164	DS201 C16/0,03-AC			L9UP.K01	
-QF5.4	2CSR255040R1164	DS201 C16/0,03-AC			L10UP.K01	
-QF5.5	2CSR255040R1204	DS201 C20/0,03-AC			RACK	
-QF5.6	2CSR255040R1104	DS201 C10/0,03-AC			NDRICIM	EMERGJENCE
-QF5.7	2CSR255040R1164	DS201 C16/0,03-AC			REZERVE	
-QF5.8	2CSR255040R1164	DS201 C16/0,03-AC			REZERVE	
-QF5.9	2CSR255040R1164	DS201 C16/0,03-AC			REZERVE	
-QF6.2	2CSR255040R1164	DS201 C16/0,03-AC			REZERVE	
-QF6.3	2CSR255040R1104	DS201 C10/0,03-AC			REZERVE	

Report of LV circuit breakers

Circuit Breaker						Thermomagnetic	Electronic												RCB device	
Sign	Enclosure	Poles	In (A)	Icu-Icn (kA)	Ics (kA)	Thermal (A)	L	I1	S	I2	S2	I2-2	I	G	I4	R	I5	InN/In (%)	Id (A)	Td (s)
Type			User description 1			Magnetic (A)	Curve L	t1	Curve S	t2	Curve S2	t2-2	I3	Curve G	t4		t5		RCB type	
-QF1.3	Switchboard1	4P	40	15.0	11.2	40.0														
S204M-C40			KRYESORI			400.0														
-QF1.4	Switchboard1	1P+N	16	10.0	6.0	16.0													0.030	0.040
DS201 C16/0,03-AC			L1PRR.K01			160.0														
-QF1.5	Switchboard1	1P+N	16	10.0	6.0	16.0													0.030	0.040
DS201 C16/0,03-AC			L2PRR.K01			160.0														
-QF1.6	Switchboard1	1P+N	16	10.0	6.0	16.0													0.030	0.040
DS201 C16/0,03-AC			L3PRR.K01			160.0														
-QF1.7	Switchboard1	1P+N	16	10.0	0.0	16.0													0.030	0.040
DS201 C16/0,03-AC			L4PRR.K01			160.0														
-QF1.8	Switchboard1	1P+N	16	10.0	0.0	16.0													0.030	0.040
DS201 C16/0,03-AC			L5PRR.K01			160.0														
-QF1.9	Switchboard1	1P+N	16	10.0	0.0	16.0													0.030	0.040
DS201 C16/0,03-AC			L6PRR.K01			160.0														
-QF2.1	Switchboard1	1P+N	10	10.0	6.0	10.0													0.030	0.040
DS201 C10/0,03-AC			L1NRR.K01			100.0														
-QF2.2	Switchboard1	1P+N	10	10.0	6.0	10.0													0.030	0.040
DS201 C10/0,03-AC			L2NRR.K01			100.0														
-QF2.3	Switchboard1	1P+N	10	10.0	6.0	10.0													0.030	0.040
DS201 C10/0,03-AC			L3NRR.K01			100.0														

Rev. n°1			Date:		Description	Customer:			Drawing number:	
Rev. n°2			Drafter:			Project:	PANELI K01 SH			
Rev. n°3			Design.:			File:		Sheet: 1	Next sheet: 2	Sheets: 4
REVISIONS	Date:	Signatures	Approval:			Serial:				

Report of LV circuit breakers

Circuit Breaker						Thermomagnetic	Electronic												RCB device	
Sign	Enclosure	Poles	In (A)	Icu-Icn (kA)	Ics (kA)	Thermal (A)	L	I1	S	I2	S2	I2-2	I	G	I4	R	I5	InN/In (%)	Id (A)	Td (s)
Type			User description 1			Magnetic (A)	Curve L	t1	Curve S	t2	Curve S2	t2-2	I3	Curve G	t4		t5		RCB type	
-QF2.4	Switchboard1	1P+N	10	10.0	0.0	10.0													0.030	0.040
DS201 C10/0,03-AC			L4NRR.K01			100.0														
-QF2.5	Switchboard1	1P+N	10	10.0	0.0	10.0													0.030	0.040
DS201 C10/0,03-AC			L5NRR.K01			100.0														
-QF2.6	Switchboard1	1P+N	10	10.0	0.0	10.0													0.030	0.040
DS201 C10/0,03-AC			L6NRR.K01			100.0														
-QF2.7	Switchboard1	1P+N	10	10.0	0.0	10.0													0.030	0.040
DS201 C10/0,03-AC			L7NRR.K01			100.0														
-QF2.8	Switchboard1	1P+N	10	10.0	0.0	10.0													0.030	0.040
DS201 C10/0,03-AC			REZERVE			100.0														
-QF2.9	Switchboard1	1P+N	10	10.0	0.0	10.0													0.030	0.040
DS201 C10/0,03-AC			REZERVE			100.0														
-QF3.2	Switchboard1	1P+N	10	10.0	0.0	10.0													0.030	0.040
DS201 C10/0,03-AC			REZERVE			100.0														
-QF3.3	Switchboard1	1P+N	16	10.0	6.0	16.0													0.030	0.040
DS201 C16/0,03-AC			REZERVE			160.0														
-QF3.4	Switchboard1	1P+N	16	10.0	6.0	16.0													0.030	0.040
DS201 C16/0,03-AC			REZERVE			160.0														
-QF4.2	Switchboard1	4P	40	15.0	11.2	40.0														
S204M-C40			KRYESORI			400.0														

Rev. n°1			Date:		Description	Customer:			Drawing number:	
Rev. n°2			Drafter:			Project:	PANELI K01 SH			
Rev. n°3			Design.:			File:		Sheet: 2	Next sheet: 3	Sheets: 4
REVISIONS	Date:	Signatures	Approval:			Serial:				

Report of LV circuit breakers

Circuit Breaker						Thermomagnetic	Electronic												RCB device	
Sign	Enclosure	Poles	In (A)	Icu-Icn (kA)	Ics (kA)	Thermal (A)	L	I1	S	I2	S2	I2-2	I	G	I4	R	I5	InN/In (%)	Id (A)	Td (s)
Type			User description 1			Magnetic (A)	Curve L	t1	Curve S	t2	Curve S2	t2-2	I3	Curve G	t4		t5		RCB type	
-QF4.3	Switchboard1	1P+N	16	10.0	6.0	16.0													0.030	0.040
DS201 C16/0,03-AC			L1UP.K01			160.0														
-QF4.4	Switchboard1	1P+N	16	10.0	6.0	16.0													0.030	0.040
DS201 C16/0,03-AC			L2UP.K01			160.0														
-QF4.5	Switchboard1	1P+N	16	10.0	6.0	16.0													0.030	0.040
DS201 C16/0,03-AC			L3UP.K01			160.0														
-QF4.6	Switchboard1	1P+N	16	10.0	0.0	16.0													0.030	0.040
DS201 C16/0,03-AC			L4UP.K01			160.0														
-QF4.7	Switchboard1	1P+N	16	10.0	0.0	16.0													0.030	0.040
DS201 C16/0,03-AC			L5UP.K01			160.0														
-QF4.8	Switchboard1	1P+N	16	10.0	0.0	16.0													0.030	0.040
DS201 C16/0,03-AC			L6UP.K01			160.0														
-QF5.1	Switchboard1	1P+N	16	10.0	0.0	16.0													0.030	0.040
DS201 C16/0,03-AC			L7UP.K01			160.0														
-QF5.2	Switchboard1	1P+N	16	10.0	0.0	16.0													0.030	0.040
DS201 C16/0,03-AC			L8UP.K01			160.0														
-QF5.3	Switchboard1	1P+N	16	10.0	0.0	16.0													0.030	0.040
DS201 C16/0,03-AC			L9UP.K01			160.0														
-QF5.4	Switchboard1	1P+N	16	10.0	0.0	16.0													0.030	0.040
DS201 C16/0,03-AC			L10UP.K01			160.0														

Rev. n°1			Date:		Description	Customer:			Drawing number:	
Rev. n°2			Drafter:			Project:	PANELI K01 SH			
Rev. n°3			Design.:			File:		Sheet: 3	Next sheet: 4	Sheets: 4
REVISIONS	Date:	Signatures	Approval:			Serial:				

Report of LV circuit breakers

Circuit Breaker						Thermomagnetic	Electronic												RCB device	
Sign	Enclosure	Poles	In (A)	Icu-Icn (kA)	Ics (kA)	Thermal (A)	L	I1	S	I2	S2	I2-2	I	G	I4	R	I5	InN/In (%)	Id (A)	Td (s)
Type			User description 1			Magnetic (A)	Curve L	t1	Curve S	t2	Curve S2	t2-2	I3	Curve G	t4		t5		RCB type	
-QF5.5	Switchboard1	1P+N	20	10.0	6.0	20.0													0.030	0.040
DS201 C20/0,03-AC			RACK			200.0														
-QF5.6	Switchboard1	1P+N	10	10.0	6.0	10.0													0.030	0.040
DS201 C10/0,03-AC			NDRICIM			100.0														
-QF5.7	Switchboard1	1P+N	16	10.0	0.0	16.0													0.030	0.040
DS201 C16/0,03-AC			REZERVE			160.0														
-QF5.8	Switchboard1	1P+N	16	10.0	0.0	16.0													0.030	0.040
DS201 C16/0,03-AC			REZERVE			160.0														
-QF5.9	Switchboard1	1P+N	16	10.0	0.0	16.0													0.030	0.040
DS201 C16/0,03-AC			REZERVE			160.0														
-QF6.2	Switchboard1	1P+N	16	10.0	0.0	16.0													0.030	0.040
DS201 C16/0,03-AC			REZERVE			160.0														
-QF6.3	Switchboard1	1P+N	10	10.0	6.0	10.0													0.030	0.040
DS201 C10/0,03-AC			REZERVE			100.0														

Rev. n°1			Date:		Description	Customer:			Drawing number:	
Rev. n°2			Drafter:			Project:	PANELI K01 SH			
Rev. n°3			Design.:			File:		Sheet: 4	Next sheet:	Sheets: 4
REVISIONS	Date:	Signatures	Approval:			Serial:				

List of Lv Cables

-WC1.4 L1PRR.K01

Phases - Distribution System		LN / TN-S (L1-N)	IB L1	[A]	9.6	R Ph 20°C	[mOhm]	123.40
Voltage	[V]	230.94	IB L2	[A]		R Ph 160-250°C	[mOhm]	236.93
Cable cross-sections		3G1.5	IB L3	[A]		X Ph	[mOhm]	1.08
Conductor - Insulator		Cu / EPR/XLPE	IB N	[A]	9.6	R N 20°C	[mOhm]	123.40
Method		13	Cosphi		0.90	R N 160-250°C	[mOhm]	236.93
K factor		1.00	Iz (A)	[A]	26.0	X N	[mOhm]	1.08
Length (m)	[m]	10	dU (%)	[%]	1.00	R PE 20°C	[mOhm]	123.40
Ib max (kA)	[kA]	6.00	Power Loss (W)	[W]	24.5	R PE 160-250°C	[mOhm]	236.93
Ib min (kA)	[kA]	0.43	Work Temp (°C)	[°C]	38.2	X PE	[mOhm]	1.08

-WC1.5 L2PRR.K01

Phases - Distribution System		LN / TN-S (L2-N)	IB L1	[A]		R Ph 20°C	[mOhm]	123.40
Voltage	[V]	230.94	IB L2	[A]	9.6	R Ph 160-250°C	[mOhm]	236.93
Cable cross-sections		3G1.5	IB L3	[A]		X Ph	[mOhm]	1.08
Conductor - Insulator		Cu / EPR/XLPE	IB N	[A]	9.6	R N 20°C	[mOhm]	123.40
Method		13	Cosphi		0.90	R N 160-250°C	[mOhm]	236.93
K factor		1.00	Iz (A)	[A]	26.0	X N	[mOhm]	1.08
Length (m)	[m]	10	dU (%)	[%]	1.00	R PE 20°C	[mOhm]	123.40
Ib max (kA)	[kA]	6.00	Power Loss (W)	[W]	24.5	R PE 160-250°C	[mOhm]	236.93
Ib min (kA)	[kA]	0.43	Work Temp (°C)	[°C]	38.2	X PE	[mOhm]	1.08

-WC1.6 L3PRR.K01

Phases - Distribution System		LN / TN-S (L3-N)	IB L1	[A]		R Ph 20°C	[mOhm]	123.40
Voltage	[V]	230.94	IB L2	[A]		R Ph 160-250°C	[mOhm]	236.93
Cable cross-sections		3G1.5	IB L3	[A]	9.6	X Ph	[mOhm]	1.08
Conductor - Insulator		Cu / EPR/XLPE	IB N	[A]	9.6	R N 20°C	[mOhm]	123.40
Method		13	Cosphi		0.90	R N 160-250°C	[mOhm]	236.93
K factor		1.00	Iz (A)	[A]	26.0	X N	[mOhm]	1.08
Length (m)	[m]	10	dU (%)	[%]	1.00	R PE 20°C	[mOhm]	123.40
Ib max (kA)	[kA]	6.00	Power Loss (W)	[W]	24.5	R PE 160-250°C	[mOhm]	236.93
Ib min (kA)	[kA]	0.43	Work Temp (°C)	[°C]	38.2	X PE	[mOhm]	1.08

-WC1.7 L4PRR.K01

Phases - Distribution System		LN / TN-S (L1-N)	IB L1	[A]	9.6	R Ph 20°C	[mOhm]	123.40
Voltage	[V]	230.94	IB L2	[A]		R Ph 160-250°C	[mOhm]	236.93
Cable cross-sections		3G1.5	IB L3	[A]		X Ph	[mOhm]	1.08
Conductor - Insulator		Cu / EPR/XLPE	IB N	[A]	9.6	R N 20°C	[mOhm]	123.40
Method		13	Cosphi		0.90	R N 160-250°C	[mOhm]	236.93
K factor		1.00	Iz (A)	[A]	26.0	X N	[mOhm]	1.08
Length (m)	[m]	10	dU (%)	[%]	1.00	R PE 20°C	[mOhm]	123.40
Ib max (kA)	[kA]	6.00	Power Loss (W)	[W]	24.5	R PE 160-250°C	[mOhm]	236.93
Ib min (kA)	[kA]	0.43	Work Temp (°C)	[°C]	38.2	X PE	[mOhm]	1.08

List of Lv Cables

-WC1.8 L5PRR.K01

Phases - Distribution System		LN / TN-S (L2-N)	IB L1	[A]		R Ph 20°C	[mOhm]	123.40
Voltage	[V]	230.94	IB L2	[A]	9.6	R Ph 160-250°C	[mOhm]	236.93
Cable cross-sections		3G1.5	IB L3	[A]		X Ph	[mOhm]	1.08
Conductor - Insulator		Cu / EPR/XLPE	IB N	[A]	9.6	R N 20°C	[mOhm]	123.40
Method		13	Cosphi		0.90	R N 160-250°C	[mOhm]	236.93
K factor		1.00	Iz (A)	[A]	26.0	X N	[mOhm]	1.08
Length (m)	[m]	10	dU (%)	[%]	1.00	R PE 20°C	[mOhm]	123.40
Ib max (kA)	[kA]	6.00	Power Loss (W)	[W]	24.5	R PE 160-250°C	[mOhm]	236.93
Ib min (kA)	[kA]	0.43	Work Temp (°C)	[°C]	38.2	X PE	[mOhm]	1.08

-WC1.9 L6PRR.K01

Phases - Distribution System		LN / TN-S (L3-N)	IB L1	[A]		R Ph 20°C	[mOhm]	123.40
Voltage	[V]	230.94	IB L2	[A]		R Ph 160-250°C	[mOhm]	236.93
Cable cross-sections		3G1.5	IB L3	[A]	9.6	X Ph	[mOhm]	1.08
Conductor - Insulator		Cu / EPR/XLPE	IB N	[A]	9.6	R N 20°C	[mOhm]	123.40
Method		13	Cosphi		0.90	R N 160-250°C	[mOhm]	236.93
K factor		1.00	Iz (A)	[A]	26.0	X N	[mOhm]	1.08
Length (m)	[m]	10	dU (%)	[%]	1.00	R PE 20°C	[mOhm]	123.40
Ib max (kA)	[kA]	6.00	Power Loss (W)	[W]	24.5	R PE 160-250°C	[mOhm]	236.93
Ib min (kA)	[kA]	0.43	Work Temp (°C)	[°C]	38.2	X PE	[mOhm]	1.08

-WC2.1 L1NRR.K01

Phases - Distribution System		LN / TN-S (L1-N)	IB L1	[A]	4.8	R Ph 20°C	[mOhm]	123.40
Voltage	[V]	230.94	IB L2	[A]		R Ph 160-250°C	[mOhm]	236.93
Cable cross-sections		3G1.5	IB L3	[A]		X Ph	[mOhm]	1.08
Conductor - Insulator		Cu / EPR/XLPE	IB N	[A]	4.8	R N 20°C	[mOhm]	123.40
Method		13	Cosphi		0.90	R N 160-250°C	[mOhm]	236.93
K factor		1.00	Iz (A)	[A]	26.0	X N	[mOhm]	1.08
Length (m)	[m]	10	dU (%)	[%]	0.49	R PE 20°C	[mOhm]	123.40
Ib max (kA)	[kA]	6.00	Power Loss (W)	[W]	6.0	R PE 160-250°C	[mOhm]	236.93
Ib min (kA)	[kA]	0.43	Work Temp (°C)	[°C]	32.1	X PE	[mOhm]	1.08

-WC2.2 L2NRR.K01

Phases - Distribution System		LN / TN-S (L2-N)	IB L1	[A]		R Ph 20°C	[mOhm]	123.40
Voltage	[V]	230.94	IB L2	[A]	4.8	R Ph 160-250°C	[mOhm]	236.93
Cable cross-sections		3G1.5	IB L3	[A]		X Ph	[mOhm]	1.08
Conductor - Insulator		Cu / EPR/XLPE	IB N	[A]	4.8	R N 20°C	[mOhm]	123.40
Method		13	Cosphi		0.90	R N 160-250°C	[mOhm]	236.93
K factor		1.00	Iz (A)	[A]	26.0	X N	[mOhm]	1.08
Length (m)	[m]	10	dU (%)	[%]	0.49	R PE 20°C	[mOhm]	123.40
Ib max (kA)	[kA]	6.00	Power Loss (W)	[W]	6.0	R PE 160-250°C	[mOhm]	236.93
Ib min (kA)	[kA]	0.43	Work Temp (°C)	[°C]	32.1	X PE	[mOhm]	1.08

List of Lv Cables

-WC2.3 L3NRR.K01

Phases - Distribution System		LN / TN-S (L3-N)	IB L1	[A]		R Ph 20°C	[mOhm]	123.40
Voltage	[V]	230.94	IB L2	[A]		R Ph 160-250°C	[mOhm]	236.93
Cable cross-sections		3G1.5	IB L3	[A]	4.8	X Ph	[mOhm]	1.08
Conductor - Insulator		Cu / EPR/XLPE	IB N	[A]	4.8	R N 20°C	[mOhm]	123.40
Method		13	Cosphi		0.90	R N 160-250°C	[mOhm]	236.93
K factor		1.00	Iz (A)	[A]	26.0	X N	[mOhm]	1.08
Length (m)	[m]	10	dU (%)	[%]	0.49	R PE 20°C	[mOhm]	123.40
Ib max (kA)	[kA]	6.00	Power Loss (W)	[W]	6.0	R PE 160-250°C	[mOhm]	236.93
Ib min (kA)	[kA]	0.43	Work Temp (°C)	[°C]	32.1	X PE	[mOhm]	1.08

-WC2.4 L4NRR.K01

Phases - Distribution System		LN / TN-S (L1-N)	IB L1	[A]	4.8	R Ph 20°C	[mOhm]	123.40
Voltage	[V]	230.94	IB L2	[A]		R Ph 160-250°C	[mOhm]	236.93
Cable cross-sections		3G1.5	IB L3	[A]		X Ph	[mOhm]	1.08
Conductor - Insulator		Cu / EPR/XLPE	IB N	[A]	4.8	R N 20°C	[mOhm]	123.40
Method		13	Cosphi		0.90	R N 160-250°C	[mOhm]	236.93
K factor		1.00	Iz (A)	[A]	26.0	X N	[mOhm]	1.08
Length (m)	[m]	10	dU (%)	[%]	0.49	R PE 20°C	[mOhm]	123.40
Ib max (kA)	[kA]	6.00	Power Loss (W)	[W]	6.0	R PE 160-250°C	[mOhm]	236.93
Ib min (kA)	[kA]	0.43	Work Temp (°C)	[°C]	32.1	X PE	[mOhm]	1.08

-WC2.5 L5NRR.K01

Phases - Distribution System		LN / TN-S (L2-N)	IB L1	[A]		R Ph 20°C	[mOhm]	123.40
Voltage	[V]	230.94	IB L2	[A]	4.8	R Ph 160-250°C	[mOhm]	236.93
Cable cross-sections		3G1.5	IB L3	[A]		X Ph	[mOhm]	1.08
Conductor - Insulator		Cu / EPR/XLPE	IB N	[A]	4.8	R N 20°C	[mOhm]	123.40
Method		13	Cosphi		0.90	R N 160-250°C	[mOhm]	236.93
K factor		1.00	Iz (A)	[A]	26.0	X N	[mOhm]	1.08
Length (m)	[m]	10	dU (%)	[%]	0.49	R PE 20°C	[mOhm]	123.40
Ib max (kA)	[kA]	6.00	Power Loss (W)	[W]	6.0	R PE 160-250°C	[mOhm]	236.93
Ib min (kA)	[kA]	0.43	Work Temp (°C)	[°C]	32.1	X PE	[mOhm]	1.08

-WC2.6 L6NRR.K01

Phases - Distribution System		LN / TN-S (L3-N)	IB L1	[A]		R Ph 20°C	[mOhm]	123.40
Voltage	[V]	230.94	IB L2	[A]		R Ph 160-250°C	[mOhm]	236.93
Cable cross-sections		3G1.5	IB L3	[A]	4.8	X Ph	[mOhm]	1.08
Conductor - Insulator		Cu / EPR/XLPE	IB N	[A]	4.8	R N 20°C	[mOhm]	123.40
Method		13	Cosphi		0.90	R N 160-250°C	[mOhm]	236.93
K factor		1.00	Iz (A)	[A]	26.0	X N	[mOhm]	1.08
Length (m)	[m]	10	dU (%)	[%]	0.49	R PE 20°C	[mOhm]	123.40
Ib max (kA)	[kA]	5.99	Power Loss (W)	[W]	6.0	R PE 160-250°C	[mOhm]	236.93
Ib min (kA)	[kA]	0.43	Work Temp (°C)	[°C]	32.1	X PE	[mOhm]	1.08

List of Lv Cables

-WC2.7 L7NRR.K01

Phases - Distribution System		LN / TN-S (L1-N)	IB L1	[A]	4.8	R Ph 20°C	[mOhm]	123.40
Voltage	[V]	230.94	IB L2	[A]		R Ph 160-250°C	[mOhm]	236.93
Cable cross-sections		3G1.5	IB L3	[A]		X Ph	[mOhm]	1.08
Conductor - Insulator		Cu / EPR/XLPE	IB N	[A]	4.8	R N 20°C	[mOhm]	123.40
Method		13	Cosphi		0.90	R N 160-250°C	[mOhm]	236.93
K factor		1.00	Iz (A)	[A]	26.0	X N	[mOhm]	1.08
Length (m)	[m]	10	dU (%)	[%]	0.49	R PE 20°C	[mOhm]	123.40
Ib max (kA)	[kA]	5.99	Power Loss (W)	[W]	6.0	R PE 160-250°C	[mOhm]	236.93
Ib min (kA)	[kA]	0.43	Work Temp (°C)	[°C]	32.1	X PE	[mOhm]	1.08

-WC2.8 REZERVE

Phases - Distribution System		LN / TN-S (L2-N)	IB L1	[A]		R Ph 20°C	[mOhm]	123.40
Voltage	[V]	230.94	IB L2	[A]	4.8	R Ph 160-250°C	[mOhm]	236.93
Cable cross-sections		3G1.5	IB L3	[A]		X Ph	[mOhm]	1.08
Conductor - Insulator		Cu / EPR/XLPE	IB N	[A]	4.8	R N 20°C	[mOhm]	123.40
Method		13	Cosphi		0.90	R N 160-250°C	[mOhm]	236.93
K factor		1.00	Iz (A)	[A]	26.0	X N	[mOhm]	1.08
Length (m)	[m]	10	dU (%)	[%]	0.49	R PE 20°C	[mOhm]	123.40
Ib max (kA)	[kA]	6.00	Power Loss (W)	[W]	6.0	R PE 160-250°C	[mOhm]	236.93
Ib min (kA)	[kA]	0.43	Work Temp (°C)	[°C]	32.1	X PE	[mOhm]	1.08

-WC2.9 REZERVE

Phases - Distribution System		LN / TN-S (L3-N)	IB L1	[A]		R Ph 20°C	[mOhm]	123.40
Voltage	[V]	230.94	IB L2	[A]		R Ph 160-250°C	[mOhm]	236.93
Cable cross-sections		3G1.5	IB L3	[A]	4.8	X Ph	[mOhm]	1.08
Conductor - Insulator		Cu / EPR/XLPE	IB N	[A]	4.8	R N 20°C	[mOhm]	123.40
Method		13	Cosphi		0.90	R N 160-250°C	[mOhm]	236.93
K factor		1.00	Iz (A)	[A]	26.0	X N	[mOhm]	1.08
Length (m)	[m]	10	dU (%)	[%]	0.49	R PE 20°C	[mOhm]	123.40
Ib max (kA)	[kA]	6.00	Power Loss (W)	[W]	6.0	R PE 160-250°C	[mOhm]	236.93
Ib min (kA)	[kA]	0.43	Work Temp (°C)	[°C]	32.1	X PE	[mOhm]	1.08

-WC3.2 REZERVE

Phases - Distribution System		LN / TN-S (L1-N)	IB L1	[A]	4.8	R Ph 20°C	[mOhm]	123.40
Voltage	[V]	230.94	IB L2	[A]		R Ph 160-250°C	[mOhm]	236.93
Cable cross-sections		3G1.5	IB L3	[A]		X Ph	[mOhm]	1.08
Conductor - Insulator		Cu / EPR/XLPE	IB N	[A]	4.8	R N 20°C	[mOhm]	123.40
Method		13	Cosphi		0.90	R N 160-250°C	[mOhm]	236.93
K factor		1.00	Iz (A)	[A]	26.0	X N	[mOhm]	1.08
Length (m)	[m]	10	dU (%)	[%]	0.49	R PE 20°C	[mOhm]	123.40
Ib max (kA)	[kA]	6.00	Power Loss (W)	[W]	6.0	R PE 160-250°C	[mOhm]	236.93
Ib min (kA)	[kA]	0.43	Work Temp (°C)	[°C]	32.1	X PE	[mOhm]	1.08

List of Lv Cables

-WC3.3 REZERVE

Phases - Distribution System		LN / TN-S (L2-N)	IB L1	[A]		R Ph 20°C	[mOhm]	123.40
Voltage	[V]	230.94	IB L2	[A]	4.8	R Ph 160-250°C	[mOhm]	236.93
Cable cross-sections		3G1.5	IB L3	[A]		X Ph	[mOhm]	1.08
Conductor - Insulator		Cu / EPR/XLPE	IB N	[A]	4.8	R N 20°C	[mOhm]	123.40
Method		13	Cosphi		0.90	R N 160-250°C	[mOhm]	236.93
K factor		1.00	Iz (A)	[A]	26.0	X N	[mOhm]	1.08
Length (m)	[m]	10	dU (%)	[%]	0.49	R PE 20°C	[mOhm]	123.40
Ib max (kA)	[kA]	6.00	Power Loss (W)	[W]	6.0	R PE 160-250°C	[mOhm]	236.93
Ib min (kA)	[kA]	0.43	Work Temp (°C)	[°C]	32.1	X PE	[mOhm]	1.08

-WC3.4 REZERVE

Phases - Distribution System		LN / TN-S (L3-N)	IB L1	[A]		R Ph 20°C	[mOhm]	123.40
Voltage	[V]	230.94	IB L2	[A]		R Ph 160-250°C	[mOhm]	236.93
Cable cross-sections		3G1.5	IB L3	[A]	4.8	X Ph	[mOhm]	1.08
Conductor - Insulator		Cu / EPR/XLPE	IB N	[A]	4.8	R N 20°C	[mOhm]	123.40
Method		13	Cosphi		0.90	R N 160-250°C	[mOhm]	236.93
K factor		1.00	Iz (A)	[A]	26.0	X N	[mOhm]	1.08
Length (m)	[m]	10	dU (%)	[%]	0.49	R PE 20°C	[mOhm]	123.40
Ib max (kA)	[kA]	6.00	Power Loss (W)	[W]	6.0	R PE 160-250°C	[mOhm]	236.93
Ib min (kA)	[kA]	0.43	Work Temp (°C)	[°C]	32.1	X PE	[mOhm]	1.08

-WC4.3 L1UP.K01

Phases - Distribution System		LN / TN-S (L1-N)	IB L1	[A]	9.6	R Ph 20°C	[mOhm]	123.40
Voltage	[V]	230.94	IB L2	[A]		R Ph 160-250°C	[mOhm]	236.93
Cable cross-sections		3G1.5	IB L3	[A]		X Ph	[mOhm]	1.08
Conductor - Insulator		Cu / EPR/XLPE	IB N	[A]	9.6	R N 20°C	[mOhm]	123.40
Method		13	Cosphi		0.90	R N 160-250°C	[mOhm]	236.93
K factor		1.00	Iz (A)	[A]	26.0	X N	[mOhm]	1.08
Length (m)	[m]	10	dU (%)	[%]	1.00	R PE 20°C	[mOhm]	123.40
Ib max (kA)	[kA]	5.99	Power Loss (W)	[W]	24.5	R PE 160-250°C	[mOhm]	236.93
Ib min (kA)	[kA]	0.43	Work Temp (°C)	[°C]	38.2	X PE	[mOhm]	1.08

-WC4.4 L2UP.K01

Phases - Distribution System		LN / TN-S (L2-N)	IB L1	[A]		R Ph 20°C	[mOhm]	123.40
Voltage	[V]	230.94	IB L2	[A]	9.6	R Ph 160-250°C	[mOhm]	236.93
Cable cross-sections		3G1.5	IB L3	[A]		X Ph	[mOhm]	1.08
Conductor - Insulator		Cu / EPR/XLPE	IB N	[A]	9.6	R N 20°C	[mOhm]	123.40
Method		13	Cosphi		0.90	R N 160-250°C	[mOhm]	236.93
K factor		1.00	Iz (A)	[A]	26.0	X N	[mOhm]	1.08
Length (m)	[m]	10	dU (%)	[%]	1.00	R PE 20°C	[mOhm]	123.40
Ib max (kA)	[kA]	5.99	Power Loss (W)	[W]	24.5	R PE 160-250°C	[mOhm]	236.93
Ib min (kA)	[kA]	0.43	Work Temp (°C)	[°C]	38.2	X PE	[mOhm]	1.08

List of Lv Cables

-WC4.5 L3UP.K01

Phases - Distribution System		LN / TN-S (L3-N)	IB L1	[A]		R Ph 20°C	[mOhm]	123.40
Voltage	[V]	230.94	IB L2	[A]		R Ph 160-250°C	[mOhm]	236.93
Cable cross-sections		3G1.5	IB L3	[A]	9.6	X Ph	[mOhm]	1.08
Conductor - Insulator		Cu / EPR/XLPE	IB N	[A]	9.6	R N 20°C	[mOhm]	123.40
Method		13	Cosphi		0.90	R N 160-250°C	[mOhm]	236.93
K factor		1.00	Iz (A)	[A]	26.0	X N	[mOhm]	1.08
Length (m)	[m]	10	dU (%)	[%]	1.00	R PE 20°C	[mOhm]	123.40
Ib max (kA)	[kA]	5.99	Power Loss (W)	[W]	24.5	R PE 160-250°C	[mOhm]	236.93
Ib min (kA)	[kA]	0.43	Work Temp (°C)	[°C]	38.2	X PE	[mOhm]	1.08

-WC4.6 L4UP.K01

Phases - Distribution System		LN / TN-S (L1-N)	IB L1	[A]	9.6	R Ph 20°C	[mOhm]	123.40
Voltage	[V]	230.94	IB L2	[A]		R Ph 160-250°C	[mOhm]	236.93
Cable cross-sections		3G1.5	IB L3	[A]		X Ph	[mOhm]	1.08
Conductor - Insulator		Cu / EPR/XLPE	IB N	[A]	9.6	R N 20°C	[mOhm]	123.40
Method		13	Cosphi		0.90	R N 160-250°C	[mOhm]	236.93
K factor		1.00	Iz (A)	[A]	26.0	X N	[mOhm]	1.08
Length (m)	[m]	10	dU (%)	[%]	1.00	R PE 20°C	[mOhm]	123.40
Ib max (kA)	[kA]	5.99	Power Loss (W)	[W]	24.5	R PE 160-250°C	[mOhm]	236.93
Ib min (kA)	[kA]	0.43	Work Temp (°C)	[°C]	38.2	X PE	[mOhm]	1.08

-WC4.7 L5UP.K01

Phases - Distribution System		LN / TN-S (L2-N)	IB L1	[A]		R Ph 20°C	[mOhm]	123.40
Voltage	[V]	230.94	IB L2	[A]	9.6	R Ph 160-250°C	[mOhm]	236.93
Cable cross-sections		3G1.5	IB L3	[A]		X Ph	[mOhm]	1.08
Conductor - Insulator		Cu / EPR/XLPE	IB N	[A]	9.6	R N 20°C	[mOhm]	123.40
Method		13	Cosphi		0.90	R N 160-250°C	[mOhm]	236.93
K factor		1.00	Iz (A)	[A]	26.0	X N	[mOhm]	1.08
Length (m)	[m]	10	dU (%)	[%]	1.00	R PE 20°C	[mOhm]	123.40
Ib max (kA)	[kA]	5.99	Power Loss (W)	[W]	24.5	R PE 160-250°C	[mOhm]	236.93
Ib min (kA)	[kA]	0.43	Work Temp (°C)	[°C]	38.2	X PE	[mOhm]	1.08

-WC4.8 L6UP.K01

Phases - Distribution System		LN / TN-S (L3-N)	IB L1	[A]		R Ph 20°C	[mOhm]	123.40
Voltage	[V]	230.94	IB L2	[A]		R Ph 160-250°C	[mOhm]	236.93
Cable cross-sections		3G1.5	IB L3	[A]	9.6	X Ph	[mOhm]	1.08
Conductor - Insulator		Cu / EPR/XLPE	IB N	[A]	9.6	R N 20°C	[mOhm]	123.40
Method		13	Cosphi		0.90	R N 160-250°C	[mOhm]	236.93
K factor		1.00	Iz (A)	[A]	26.0	X N	[mOhm]	1.08
Length (m)	[m]	10	dU (%)	[%]	1.00	R PE 20°C	[mOhm]	123.40
Ib max (kA)	[kA]	5.99	Power Loss (W)	[W]	24.5	R PE 160-250°C	[mOhm]	236.93
Ib min (kA)	[kA]	0.43	Work Temp (°C)	[°C]	38.2	X PE	[mOhm]	1.08

List of Lv Cables

-WC5.1 L7UP.K01

Phases - Distribution System		LN / TN-S (L1-N)	IB L1	[A]	9.6	R Ph 20°C	[mOhm]	123.40
Voltage	[V]	230.94	IB L2	[A]		R Ph 160-250°C	[mOhm]	236.93
Cable cross-sections		3G1.5	IB L3	[A]		X Ph	[mOhm]	1.08
Conductor - Insulator		Cu / EPR/XLPE	IB N	[A]	9.6	R N 20°C	[mOhm]	123.40
Method		13	Cosphi		0.90	R N 160-250°C	[mOhm]	236.93
K factor		1.00	Iz (A)	[A]	26.0	X N	[mOhm]	1.08
Length (m)	[m]	10	dU (%)	[%]	1.00	R PE 20°C	[mOhm]	123.40
Ib max (kA)	[kA]	5.99	Power Loss (W)	[W]	24.5	R PE 160-250°C	[mOhm]	236.93
Ib min (kA)	[kA]	0.43	Work Temp (°C)	[°C]	38.2	X PE	[mOhm]	1.08

-WC5.2 L8UP.K01

Phases - Distribution System		LN / TN-S (L2-N)	IB L1	[A]		R Ph 20°C	[mOhm]	123.40
Voltage	[V]	230.94	IB L2	[A]	9.6	R Ph 160-250°C	[mOhm]	236.93
Cable cross-sections		3G1.5	IB L3	[A]		X Ph	[mOhm]	1.08
Conductor - Insulator		Cu / EPR/XLPE	IB N	[A]	9.6	R N 20°C	[mOhm]	123.40
Method		13	Cosphi		0.90	R N 160-250°C	[mOhm]	236.93
K factor		1.00	Iz (A)	[A]	26.0	X N	[mOhm]	1.08
Length (m)	[m]	10	dU (%)	[%]	1.00	R PE 20°C	[mOhm]	123.40
Ib max (kA)	[kA]	5.99	Power Loss (W)	[W]	24.5	R PE 160-250°C	[mOhm]	236.93
Ib min (kA)	[kA]	0.43	Work Temp (°C)	[°C]	38.2	X PE	[mOhm]	1.08

-WC5.3 L9UP.K01

Phases - Distribution System		LN / TN-S (L3-N)	IB L1	[A]		R Ph 20°C	[mOhm]	123.40
Voltage	[V]	230.94	IB L2	[A]		R Ph 160-250°C	[mOhm]	236.93
Cable cross-sections		3G1.5	IB L3	[A]	9.6	X Ph	[mOhm]	1.08
Conductor - Insulator		Cu / EPR/XLPE	IB N	[A]	9.6	R N 20°C	[mOhm]	123.40
Method		13	Cosphi		0.90	R N 160-250°C	[mOhm]	236.93
K factor		1.00	Iz (A)	[A]	26.0	X N	[mOhm]	1.08
Length (m)	[m]	10	dU (%)	[%]	1.00	R PE 20°C	[mOhm]	123.40
Ib max (kA)	[kA]	5.99	Power Loss (W)	[W]	24.5	R PE 160-250°C	[mOhm]	236.93
Ib min (kA)	[kA]	0.43	Work Temp (°C)	[°C]	38.2	X PE	[mOhm]	1.08

-WC5.4 L10UP.K01

Phases - Distribution System		LN / TN-S (L1-N)	IB L1	[A]	9.6	R Ph 20°C	[mOhm]	123.40
Voltage	[V]	230.94	IB L2	[A]		R Ph 160-250°C	[mOhm]	236.93
Cable cross-sections		3G1.5	IB L3	[A]		X Ph	[mOhm]	1.08
Conductor - Insulator		Cu / EPR/XLPE	IB N	[A]	9.6	R N 20°C	[mOhm]	123.40
Method		13	Cosphi		0.90	R N 160-250°C	[mOhm]	236.93
K factor		1.00	Iz (A)	[A]	26.0	X N	[mOhm]	1.08
Length (m)	[m]	10	dU (%)	[%]	1.00	R PE 20°C	[mOhm]	123.40
Ib max (kA)	[kA]	5.99	Power Loss (W)	[W]	24.5	R PE 160-250°C	[mOhm]	236.93
Ib min (kA)	[kA]	0.43	Work Temp (°C)	[°C]	38.2	X PE	[mOhm]	1.08

List of Lv Cables

-WC5.5 RACK

Phases - Distribution System		LN / TN-S (L2-N)	IB L1	[A]		R Ph 20°C	[mOhm]	123.40
Voltage	[V]	230.94	IB L2	[A]	9.6	R Ph 160-250°C	[mOhm]	236.93
Cable cross-sections		3G1.5	IB L3	[A]		X Ph	[mOhm]	1.08
Conductor - Insulator		Cu / EPR/XLPE	IB N	[A]	9.6	R N 20°C	[mOhm]	123.40
Method		13	Cosphi		0.90	R N 160-250°C	[mOhm]	236.93
K factor		1.00	Iz (A)	[A]	26.0	X N	[mOhm]	1.08
Length (m)	[m]	10	dU (%)	[%]	1.00	R PE 20°C	[mOhm]	123.40
Ib max (kA)	[kA]	5.99	Power Loss (W)	[W]	24.5	R PE 160-250°C	[mOhm]	236.93
Ib min (kA)	[kA]	0.43	Work Temp (°C)	[°C]	38.2	X PE	[mOhm]	1.08

-WC5.6 NDRICIM EMERGJENCE

Phases - Distribution System		LN / TN-S (L3-N)	IB L1	[A]		R Ph 20°C	[mOhm]	123.40
Voltage	[V]	230.94	IB L2	[A]		R Ph 160-250°C	[mOhm]	236.93
Cable cross-sections		3G1.5	IB L3	[A]	9.6	X Ph	[mOhm]	1.08
Conductor - Insulator		Cu / EPR/XLPE	IB N	[A]	9.6	R N 20°C	[mOhm]	123.40
Method		13	Cosphi		0.90	R N 160-250°C	[mOhm]	236.93
K factor		1.00	Iz (A)	[A]	26.0	X N	[mOhm]	1.08
Length (m)	[m]	10	dU (%)	[%]	1.00	R PE 20°C	[mOhm]	123.40
Ib max (kA)	[kA]	5.99	Power Loss (W)	[W]	24.5	R PE 160-250°C	[mOhm]	236.93
Ib min (kA)	[kA]	0.43	Work Temp (°C)	[°C]	38.2	X PE	[mOhm]	1.08

-WC5.7 REZERVE

Phases - Distribution System		LN / TN-S (L1-N)	IB L1	[A]	9.6	R Ph 20°C	[mOhm]	123.40
Voltage	[V]	230.94	IB L2	[A]		R Ph 160-250°C	[mOhm]	236.93
Cable cross-sections		3G1.5	IB L3	[A]		X Ph	[mOhm]	1.08
Conductor - Insulator		Cu / EPR/XLPE	IB N	[A]	9.6	R N 20°C	[mOhm]	123.40
Method		13	Cosphi		0.90	R N 160-250°C	[mOhm]	236.93
K factor		1.00	Iz (A)	[A]	26.0	X N	[mOhm]	1.08
Length (m)	[m]	10	dU (%)	[%]	1.00	R PE 20°C	[mOhm]	123.40
Ib max (kA)	[kA]	5.99	Power Loss (W)	[W]	24.5	R PE 160-250°C	[mOhm]	236.93
Ib min (kA)	[kA]	0.43	Work Temp (°C)	[°C]	38.2	X PE	[mOhm]	1.08

-WC5.8 REZERVE

Phases - Distribution System		LN / TN-S (L2-N)	IB L1	[A]		R Ph 20°C	[mOhm]	123.40
Voltage	[V]	230.94	IB L2	[A]	9.6	R Ph 160-250°C	[mOhm]	236.93
Cable cross-sections		3G1.5	IB L3	[A]		X Ph	[mOhm]	1.08
Conductor - Insulator		Cu / EPR/XLPE	IB N	[A]	9.6	R N 20°C	[mOhm]	123.40
Method		13	Cosphi		0.90	R N 160-250°C	[mOhm]	236.93
K factor		1.00	Iz (A)	[A]	26.0	X N	[mOhm]	1.08
Length (m)	[m]	10	dU (%)	[%]	1.00	R PE 20°C	[mOhm]	123.40
Ib max (kA)	[kA]	5.99	Power Loss (W)	[W]	24.5	R PE 160-250°C	[mOhm]	236.93
Ib min (kA)	[kA]	0.43	Work Temp (°C)	[°C]	38.2	X PE	[mOhm]	1.08

List of Lv Cables

-WC5.9 REZERVE

Phases - Distribution System		LN / TN-S (L3-N)	IB L1	[A]		R Ph 20°C	[mOhm]	123.40
Voltage	[V]	230.94	IB L2	[A]		R Ph 160-250°C	[mOhm]	236.93
Cable cross-sections		3G1.5	IB L3	[A]	9.6	X Ph	[mOhm]	1.08
Conductor - Insulator		Cu / EPR/XLPE	IB N	[A]	9.6	R N 20°C	[mOhm]	123.40
Method		13	Cosphi		0.90	R N 160-250°C	[mOhm]	236.93
K factor		1.00	Iz (A)	[A]	26.0	X N	[mOhm]	1.08
Length (m)	[m]	10	dU (%)	[%]	1.00	R PE 20°C	[mOhm]	123.40
Ib max (kA)	[kA]	5.99	Power Loss (W)	[W]	24.5	R PE 160-250°C	[mOhm]	236.93
Ib min (kA)	[kA]	0.43	Work Temp (°C)	[°C]	38.2	X PE	[mOhm]	1.08

-WC6.2 REZERVE

Phases - Distribution System		LN / TN-S (L1-N)	IB L1	[A]	9.6	R Ph 20°C	[mOhm]	123.40
Voltage	[V]	230.94	IB L2	[A]		R Ph 160-250°C	[mOhm]	236.93
Cable cross-sections		3G1.5	IB L3	[A]		X Ph	[mOhm]	1.08
Conductor - Insulator		Cu / EPR/XLPE	IB N	[A]	9.6	R N 20°C	[mOhm]	123.40
Method		13	Cosphi		0.90	R N 160-250°C	[mOhm]	236.93
K factor		1.00	Iz (A)	[A]	26.0	X N	[mOhm]	1.08
Length (m)	[m]	10	dU (%)	[%]	1.00	R PE 20°C	[mOhm]	123.40
Ib max (kA)	[kA]	5.99	Power Loss (W)	[W]	24.5	R PE 160-250°C	[mOhm]	236.93
Ib min (kA)	[kA]	0.43	Work Temp (°C)	[°C]	38.2	X PE	[mOhm]	1.08

-WC6.3 REZERVE

Phases - Distribution System		LN / TN-S (L2-N)	IB L1	[A]		R Ph 20°C	[mOhm]	123.40
Voltage	[V]	230.94	IB L2	[A]	9.6	R Ph 160-250°C	[mOhm]	236.93
Cable cross-sections		3G1.5	IB L3	[A]		X Ph	[mOhm]	1.08
Conductor - Insulator		Cu / EPR/XLPE	IB N	[A]	9.6	R N 20°C	[mOhm]	123.40
Method		13	Cosphi		0.90	R N 160-250°C	[mOhm]	236.93
K factor		1.00	Iz (A)	[A]	26.0	X N	[mOhm]	1.08
Length (m)	[m]	10	dU (%)	[%]	1.00	R PE 20°C	[mOhm]	123.40
Ib max (kA)	[kA]	5.99	Power Loss (W)	[W]	24.5	R PE 160-250°C	[mOhm]	236.93
Ib min (kA)	[kA]	0.43	Work Temp (°C)	[°C]	38.2	X PE	[mOhm]	1.08

Phases - Distribution System			IB L1	[A]		R Ph 20°C	[mOhm]	
Voltage	[V]		IB L2	[A]		R Ph 160-250°C	[mOhm]	
Cable cross-sections			IB L3	[A]		X Ph	[mOhm]	
Conductor - Insulator			IB N	[A]		R N 20°C	[mOhm]	
Method			Cosphi			R N 160-250°C	[mOhm]	
K factor			Iz (A)	[A]		X N	[mOhm]	
Length (m)	[m]		dU (%)	[%]		R PE 20°C	[mOhm]	
Ib max (kA)	[kA]		Power Loss (W)	[W]		R PE 160-250°C	[mOhm]	
Ib min (kA)	[kA]		Work Temp (°C)	[°C]		X PE	[mOhm]	

Customer:

Project: Paneli K1.1 SH

Notes:

Designer:

Rev. n°1			Date:	
Rev. n°2			Drafter:	
Rev. n°3			Design.:	
REVISIONS	Date:	Signatures	Approval:	

Calculated by:	DOC
File name:	
Record #:	

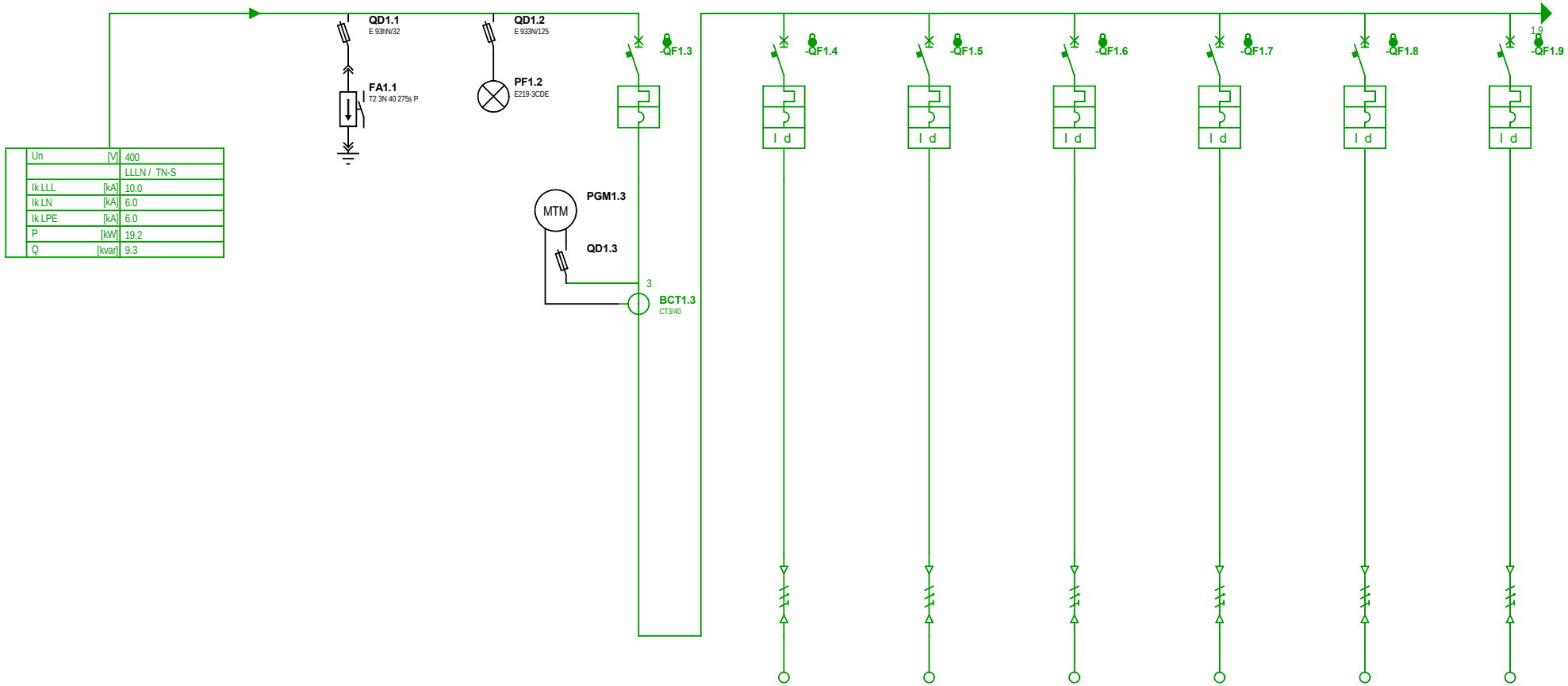

Un	[V]	400
		LLLN / TN-S
Ik LLL	[kA]	10.0
Ik LN	[kA]	6.0
Ik LPE	[kA]	6.0
P	[kW]	19.2
Q	[kvar]	9.3

							KRYESORI		L1PRR.K1.1		L2PRR.K1.1		L3PRR.K1.1		L5PRR.K1.1		L2PRR.K1.1		L6PRR.K1.1	
Load	Description																			
	Voltage	[V]	dU	%					231	1.00	231	1.00	231	1.00	231	1.00	231	1.00	231	1.00
	Active power	[kW]	UF	%					2.00	100	2.00	100	2.00	100	2.00	100	2.00	100	2.00	100
	In	[A]	Cosphi						9.6	0.90	9.6	0.90	9.6	0.90	9.6	0.90	9.6	0.90	9.6	0.90
Command / protection	Producer						ABB		ABB		ABB		ABB		ABB		ABB		ABB	
	Circuit breaker/Disconnector						S204M-C40		DS201 C16/0,03-AC		DS201 C16/0,03-AC		DS201 C16/0,03-AC		DS201 C16/0,03-AC		DS201 C16/0,03-AC		DS201 C16/0,03-AC	
	Poles		In	[A]			4P	40	1P+N	16	1P+N	16	1P+N	16	1P+N	16	1P+N	16	1P+N	16
	Ith	[A]	Idn	[A]			40.0		16.0	0.030	16.0	0.030	16.0	0.030	16.0	0.030	16.0	0.030	16.0	0.030
	Im	[A]	Icu/Icn	[kA]			400.0	15.0	160.0	10.0	160.0	10.0	160.0	10.0	160.0	10.0	160.0	10.0	160.0	10.0
	Fuse		Size	[A]																
	Contactor		In	[A]																
	Contactor		In	[A]																
	Overload Relay		Setting	[A]																
Distribution line	Cable type								Cu-EPR/XLPE		Cu-EPR/XLPE		Cu-EPR/XLPE		Cu-EPR/XLPE		Cu-EPR/XLPE		Cu-EPR/XLPE	
	Sections								3G1.5		3G1.5		3G1.5		3G1.5		3G1.5		3G1.5	
	Length	[m]	Iz	[A]					10	26.0	10	26.0	10	26.0	10	26.0	10	26.0	10	26.0
	IB L1	[A]	Installation num.				31.8		9.6	13		13		13	9.6	13		13		13
	IB L2	[A]	dU	%			31.8			1.00	9.6	1.00		1.00		1.00	9.6	1.00		1.00
	IB L3	[A]	Ib min	[kA]			28.9			0.43		0.43	9.6	0.43		0.43		0.43	9.6	0.43
	IB N	[A]	Ib max	[kA]			2.9		9.6	6.00	9.6	6.00	9.6	6.00	9.6	6.00	9.6	6.00	9.6	6.00

(*) The circuit-breaker is in discrimination relations with other circuit-breakers
(**) The circuit-breaker is in back-up relations with other circuit-breakers
(!) Important notice about coordination to be verified in Discrimination report

Rev. n°1			Date:		Description	Customer:			Drawing number:		
Rev. n°2			Drafter:			Project:	Paneli K1.1 SH				
Rev. n°3			Design.:			File:		Sheet: 1	Next sheet: 2	Sheets: 9	
REVISIONS	Date:	Signatures	Approval:			Serial:					

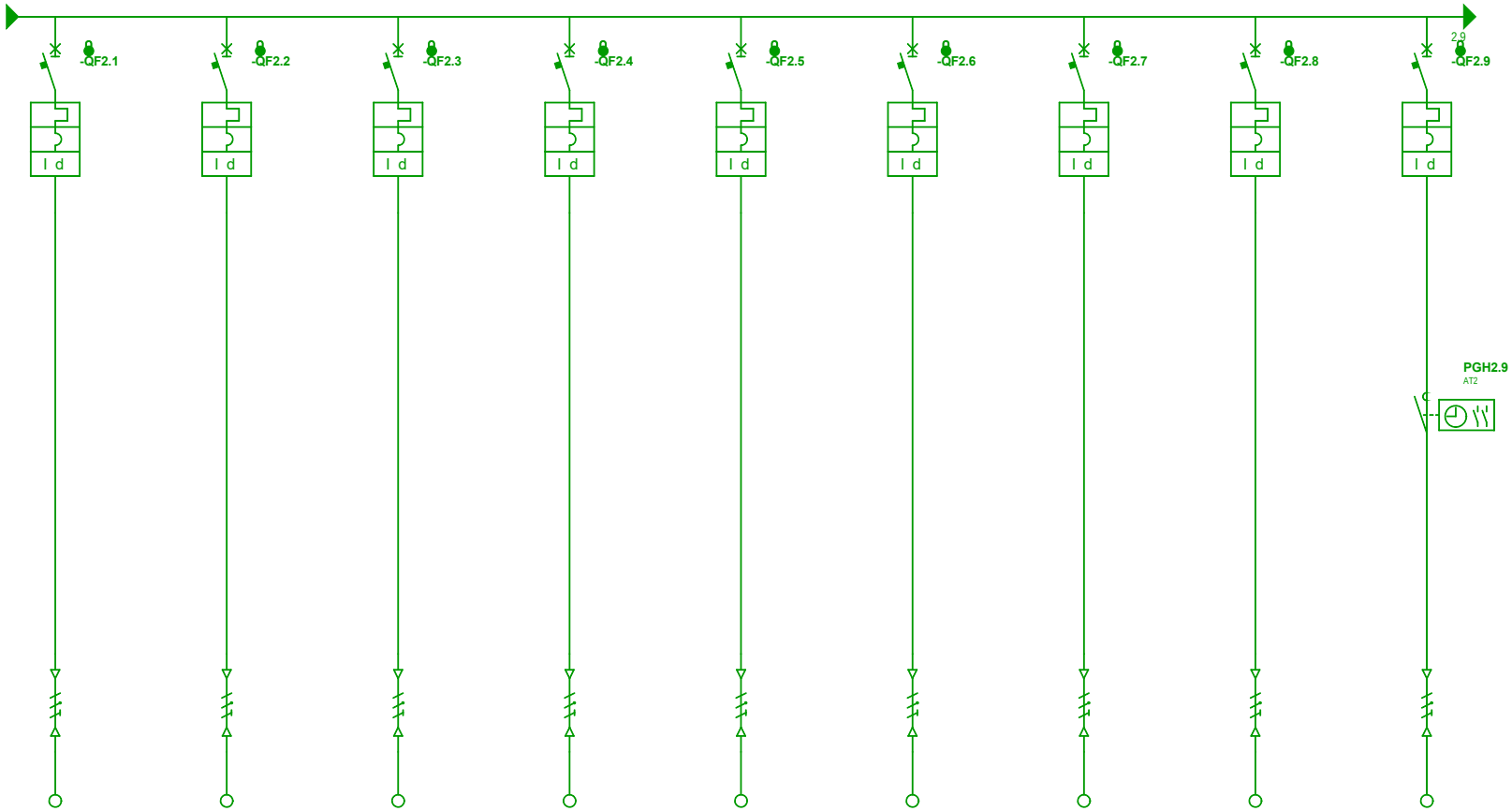

	Description																			
Load	Voltage [V]	dU %	L7PRR.K1.1		L8PRR.K1.1		L1NRR.K1.1		L2NRR.K1.1		L3NRR.K1.1		L4NRR.K1.1		L5NRR.K1.1		L6NRR.K1.1		L7NRR.K1.1	
	Active power [kW]	UF %	231	1.00	231	1.00	231	1.00	231	1.00	231	1.00	231	1.00	231	1.00	231	1.00	231	1.00
	In [A]	Cosphi	2.00	100	2.00	100	2.00	100	2.00	100	2.00	100	2.00	100	2.00	100	2.00	100	2.00	100
			9.6	0.90	9.6	0.90	9.6	0.90	9.6	0.90	9.6	0.90	9.6	0.90	9.6	0.90	9.6	0.90	9.6	0.90
Command / protection	Producer		ABB		ABB		ABB		ABB		ABB		ABB		ABB		ABB		ABB	
	Circuit breaker/Disconnector		DS201 C16/0,03-AC		DS201 C16/0,03-AC		DS201 C10/0,03-AC		DS201 C10/0,03-AC		DS201 C10/0,03-AC		DS201 C10/0,03-AC		DS201 C10/0,03-AC		DS201 C10/0,03-AC		DS201 C10/0,03-AC	
	Poles	In [A]	1P+N	16	1P+N	16	1P+N	10	1P+N	10	1P+N	10	1P+N	10	1P+N	10	1P+N	10	1P+N	10
	Ith [A]	Idn [A]	16.0	0.030	16.0	0.030	10.0	0.030	10.0	0.030	10.0	0.030	10.0	0.030	10.0	0.030	10.0	0.030	10.0	0.030
	Im [A]	Icu/Icn [kA]	160.0	10.0	160.0	10.0	100.0	10.0	100.0	10.0	100.0	10.0	100.0	10.0	100.0	10.0	100.0	10.0	100.0	10.0
	Fuse	Size [A]																		
	Contactor	In [A]																		
	Contactor	In [A]																		
	Overload Relay	Setting [A]																		
Distribution line	Cable type		Cu-EPR/XLPE		Cu-EPR/XLPE		Cu-EPR/XLPE		Cu-EPR/XLPE		Cu-EPR/XLPE		Cu-EPR/XLPE		Cu-EPR/XLPE		Cu-EPR/XLPE		Cu-EPR/XLPE	
	Sections		3G1.5		3G1.5		3G1.5		3G1.5		3G1.5		3G1.5		3G1.5		3G1.5		3G1.5	
	Length [m]	Iz [A]	10	26.0	10	26.0	10	26.0	10	26.0	10	26.0	10	26.0	10	26.0	10	26.0	10	26.0
	IB L1 [A]	Installation num.	9.6	13		13		13	9.6	13		13		13	9.6	13		13		13
	IB L2 [A]	dU %		1.00	9.6	1.00		1.00		1.00	9.6	1.00		1.00		1.00	9.6	1.00		1.00
	IB L3 [A]	Ib min [kA]		0.43		0.43	9.6	0.43		0.43		0.43	9.6	0.43		0.43		0.43	9.6	0.43
	IB N [A]	Ib max [kA]	9.6	6.00	9.6	6.00	9.6	6.00	9.6	6.00	9.6	6.00	9.6	6.00	9.6	6.00	9.6	6.00	9.6	5.99

(*) The circuit-breaker is in discrimination relations with other circuit-breakers
(**) The circuit-breaker is in back-up relations with other circuit-breakers
(!) Important notice about coordination to be verified in Discrimination report

Rev. n°1			Date:		Description	Customer:			Drawing number:		
Rev. n°2			Drafter:			Project:	Paneli K1.1 SH				
Rev. n°3			Design.:			File:		Sheet: 2	Next sheet: 3	Sheets: 9	
REVISIONS	Date:	Signatures	Approval:			Serial:					

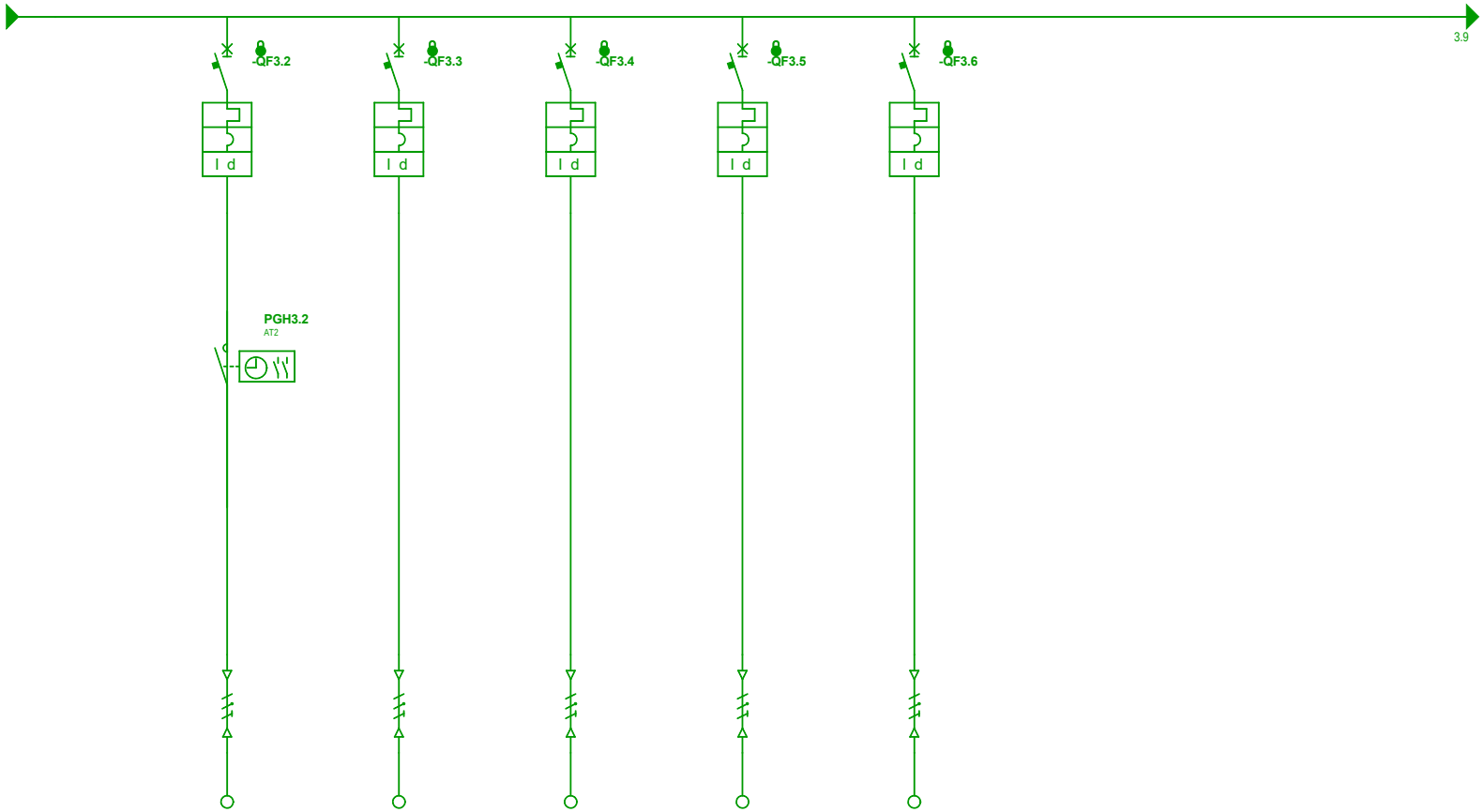

	Description					L8NRR.K1.1		REZERVE		REZERVE		REZERVE		REZERVE							
Load	Voltage	[V]	dU	%		231	1.00	231	1.00	231	1.00	231	1.00	231	1.00						
	Active power	[kW]	UF	%		2.00	100	2.00	100	2.00	100	2.00	100	2.00	100						
	In	[A]	Cosphi			9.6	0.90	9.6	0.90	9.6	0.90	9.6	0.90	9.6	0.90						
Command / protection	Producer					ABB		ABB		ABB		ABB		ABB							
	Circuit breaker/Disconnector					DS201 C10/0,03-AC		DS201 C16/0,03-AC		DS201 C16/0,03-AC		DS201 C10/0,03-AC		DS201 C10/0,03-AC							
	Poles		In	[A]		1P+N	10	1P+N	16	1P+N	16	1P+N	10	1P+N	10						
	Ith	[A]	Idn	[A]		10.0	0.030	16.0	0.030	16.0	0.030	10.0	0.030	10.0	0.030						
	Im	[A]	Icu/Icn	[kA]		100.0	10.0	160.0	10.0	160.0	10.0	100.0	10.0	100.0	10.0						
	Fuse		Size	[A]																	
	Contactor		In	[A]																	
	Contactor		In	[A]																	
	Overload Relay		Setting	[A]																	
Distribution line	Cable type					Cu-EPR/XLPE		Cu-EPR/XLPE		Cu-EPR/XLPE		Cu-EPR/XLPE		Cu-EPR/XLPE							
	Sections					3G1.5		3G1.5		3G1.5		3G1.5		3G1.5							
	Length	[m]	Iz	[A]		10	26.0	10	26.0	10	26.0	10	26.0	10	26.0						
	IB L1	[A]	Installation num.			9.6	13		13		13	9.6	13		13						
	IB L2	[A]	dU	%			1.00	9.6	1.00		1.00		1.00	9.6	1.00						
	IB L3	[A]	Ib min	[kA]			0.43		0.43	9.6	0.43		0.43		0.43						
	IB N	[A]	Ib max	[kA]		9.6	5.99	9.6	6.00	9.6	6.00	9.6	6.00	9.6	6.00						

(*) The circuit-breaker is in discrimination relations with other circuit-breakers
(**) The circuit-breaker is in back-up relations with other circuit-breakers
(!) Important notice about coordination to be verified in Discrimination report

Rev. n°1			Date:		Description	Customer:			Drawing number:		
Rev. n°2			Drafter:			Project:	Paneli K1.1 SH				
Rev. n°3			Design.:			File:		Sheet: 3	Next sheet: 4	Sheets: 9	
REVISIONS	Date:	Signatures	Approval:			Serial:					

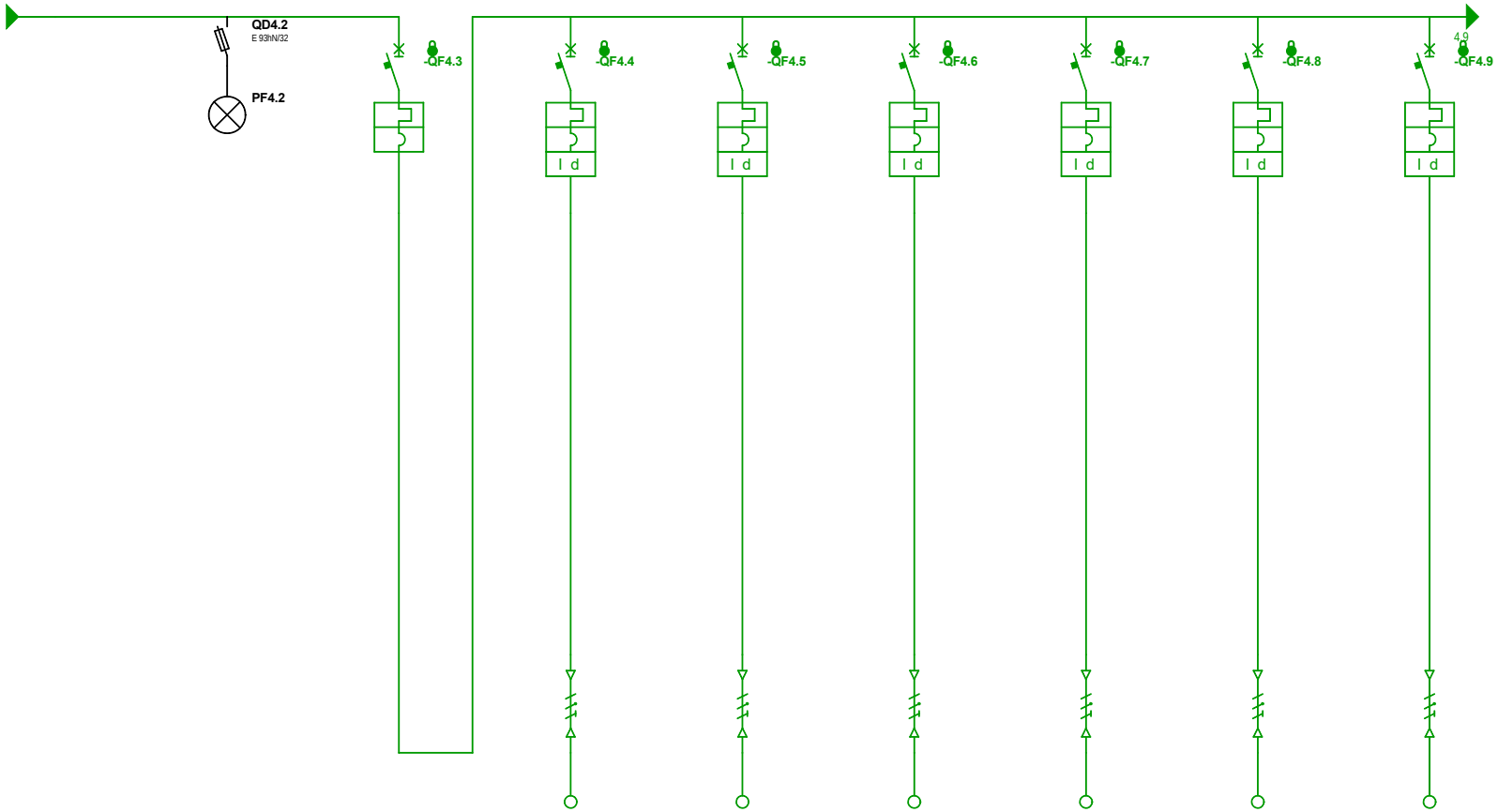

Load	Description						SINJAL UPS		KRYESORI UPS		L1UP.K1.1		L2UP.K1.1		L3UP.K1.1		L4UP.K1.1		L5UP.K1.1		L6UP.K1.1	
	Voltage	[V]	dU	%							231	1.00	231	1.00	231	1.00	231	1.00	231	1.00	231	1.00
	Active power	[kW]	UF	%							2.00	100	2.00	100	2.00	100	2.00	100	2.00	100	2.00	100
	In	[A]	Cosphi								9.6	0.90	9.6	0.90	9.6	0.90	9.6	0.90	9.6	0.90	9.6	0.90
Command / protection	Producer								ABB		ABB		ABB		ABB		ABB		ABB		ABB	
	Circuit breaker/Disconnector								S204M-C63		DS201 C16/0,03-AC		DS201 C16/0,03-AC		DS201 C16/0,03-AC		DS201 C16/0,03-AC		DS201 C16/0,03-AC		DS201 C16/0,03-AC	
	Poles		In	[A]					4P	63	1P+N	16	1P+N	16	1P+N	16	1P+N	16	1P+N	16	1P+N	16
	Ith	[A]	Idn	[A]					63.0		16.0	0.030	16.0	0.030	16.0	0.030	16.0	0.030	16.0	0.030	16.0	0.030
	Im	[A]	Icu/Icn	[kA]					630.0	15.0	160.0	10.0	160.0	10.0	160.0	10.0	160.0	10.0	160.0	10.0	160.0	10.0
	Fuse		Size	[A]																		
	Contactor		In	[A]																		
	Contactor		In	[A]																		
	Overload Relay		Setting	[A]																		
Distribution line	Cable type										Cu-EPR/XLPE		Cu-EPR/XLPE		Cu-EPR/XLPE		Cu-EPR/XLPE		Cu-EPR/XLPE		Cu-EPR/XLPE	
	Sections										3G1.5		3G1.5		3G1.5		3G1.5		3G1.5		3G1.5	
	Length	[m]	Iz	[A]							10	26.0	10	26.0	10	26.0	10	26.0	10	26.0	10	26.0
	IB L1	[A]	Installation num.						38.5		9.6	13		13		13	9.6	13		13		13
	IB L2	[A]	dU	%					38.5			1.00	9.6	1.00		1.00		1.00	9.6	1.00		1.00
	IB L3	[A]	Ib min	[kA]					38.5			0.43		0.43	9.6	0.43		0.43		0.43	9.6	0.43
	IB N	[A]	Ib max	[kA]					0.0		9.6	5.99	9.6	5.99	9.6	5.99	9.6	5.99	9.6	5.99	9.6	5.99

(*) The circuit-breaker is in discrimination relations with other circuit-breakers
(**) The circuit-breaker is in back-up relations with other circuit-breakers
(!) Important notice about coordination to be verified in Discrimination report

Rev. n°1			Date:		Description	Customer:			Drawing number:		
Rev. n°2			Drafter:			Project:	Paneli K1.1 SH				
Rev. n°3			Design.:			File:		Sheet: 4	Next sheet: 5	Sheets: 9	
REVISIONS	Date:	Signatures	Approval:			Serial:					

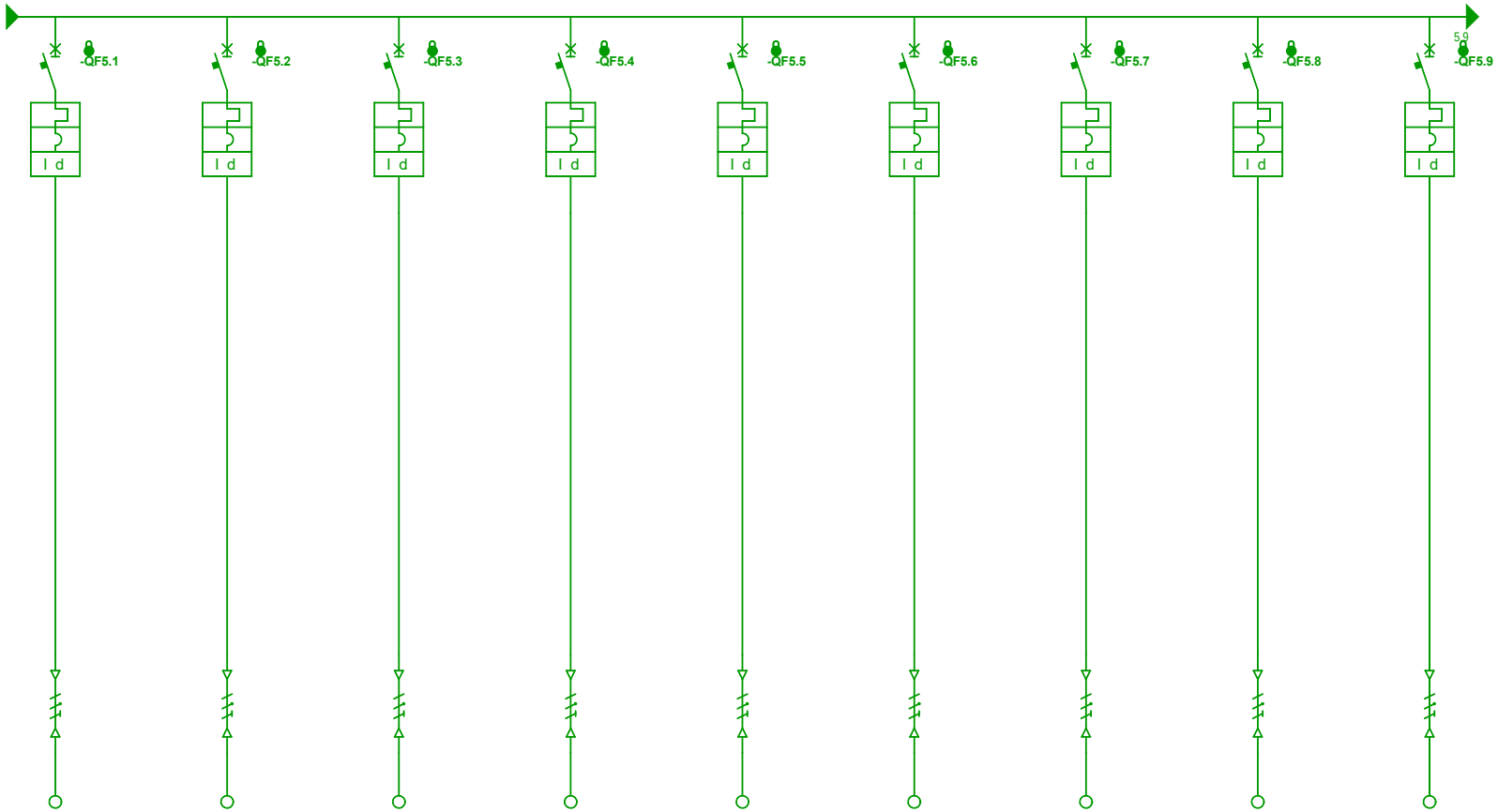

	Description																				
Load	Voltage [V]	dU %	L7UP.K1.1		L8UP.K1.1		L9UP.K1.1		L10UP.K1.1		L11UP.K1.1		L12UP.K1.1		L13UP.K1.1		L14UP.K1.1		L15UP.K1.1	
	Active power [kW]	UF %	231	1.00	231	1.00	231	1.00	231	1.00	231	1.00	231	1.00	231	1.00	231	1.00	231	1.00
	In [A]	Cosphi	2.00	100	2.00	100	2.00	100	2.00	100	2.00	100	2.00	100	2.00	100	2.00	100	2.00	100
			9.6	0.90	9.6	0.90	9.6	0.90	9.6	0.90	9.6	0.90	9.6	0.90	9.6	0.90	9.6	0.90	9.6	0.90
Command / protection	Producer		ABB		ABB		ABB		ABB		ABB		ABB		ABB		ABB		ABB	
	Circuit breaker/Disconnector		DS201 C16/0,03-AC		DS201 C16/0,03-AC		DS201 C16/0,03-AC		DS201 C16/0,03-AC		DS201 C16/0,03-AC		DS201 C16/0,03-AC		DS201 C16/0,03-AC		DS201 C16/0,03-AC		DS201 C16/0,03-AC	
	Poles	In [A]	1P+N	16	1P+N	16	1P+N	16	1P+N	16	1P+N	16	1P+N	16	1P+N	16	1P+N	16	1P+N	16
	Ith [A]	Idn [A]	16.0	0.030	16.0	0.030	16.0	0.030	16.0	0.030	16.0	0.030	16.0	0.030	16.0	0.030	16.0	0.030	16.0	0.030
	Im [A]	Icu/Icn [kA]	160.0	10.0	160.0	10.0	160.0	10.0	160.0	10.0	160.0	10.0	160.0	10.0	160.0	10.0	160.0	10.0	160.0	10.0
	Fuse	Size [A]																		
	Contactor	In [A]																		
	Contactor	In [A]																		
	Overload Relay	Setting [A]																		
Distribution line	Cable type		Cu-EPR/XLPE		Cu-EPR/XLPE		Cu-EPR/XLPE		Cu-EPR/XLPE		Cu-EPR/XLPE		Cu-EPR/XLPE		Cu-EPR/XLPE		Cu-EPR/XLPE		Cu-EPR/XLPE	
	Sections		3G1.5		3G1.5		3G1.5		3G1.5		3G1.5		3G1.5		3G1.5		3G1.5		3G1.5	
	Length [m]	Iz [A]	10	26.0	10	26.0	10	26.0	10	26.0	10	26.0	10	26.0	10	26.0	10	26.0	10	26.0
	IB L1 [A]	Installation num.	9.6	13		13		13	9.6	13		13		13	9.6	13		13		13
	IB L2 [A]	dU %		1.00	9.6	1.00		1.00		1.00	9.6	1.00		1.00		1.00	9.6	1.00		1.00
	IB L3 [A]	Ib min [kA]		0.43		0.43	9.6	0.43		0.43		0.43	9.6	0.43		0.43		0.43	9.6	0.43
	IB N [A]	Ib max [kA]	9.6	5.99	9.6	5.99	9.6	5.99	9.6	5.99	9.6	5.99	9.6	5.99	9.6	5.99	9.6	5.99	9.6	5.99

(*) The circuit-breaker is in discrimination relations with other circuit-breakers
(**) The circuit-breaker is in back-up relations with other circuit-breakers
(!) Important notice about coordination to be verified in Discrimination report

Rev. n°1			Date:		Description	Customer:			Drawing number:		
Rev. n°2			Drafter:			Project:	Paneli K1.1 SH				
Rev. n°3			Design.:			File:		Sheet: 5	Next sheet: 6	Sheets: 9	
REVISIONS	Date:	Signatures	Approval:			Serial:					

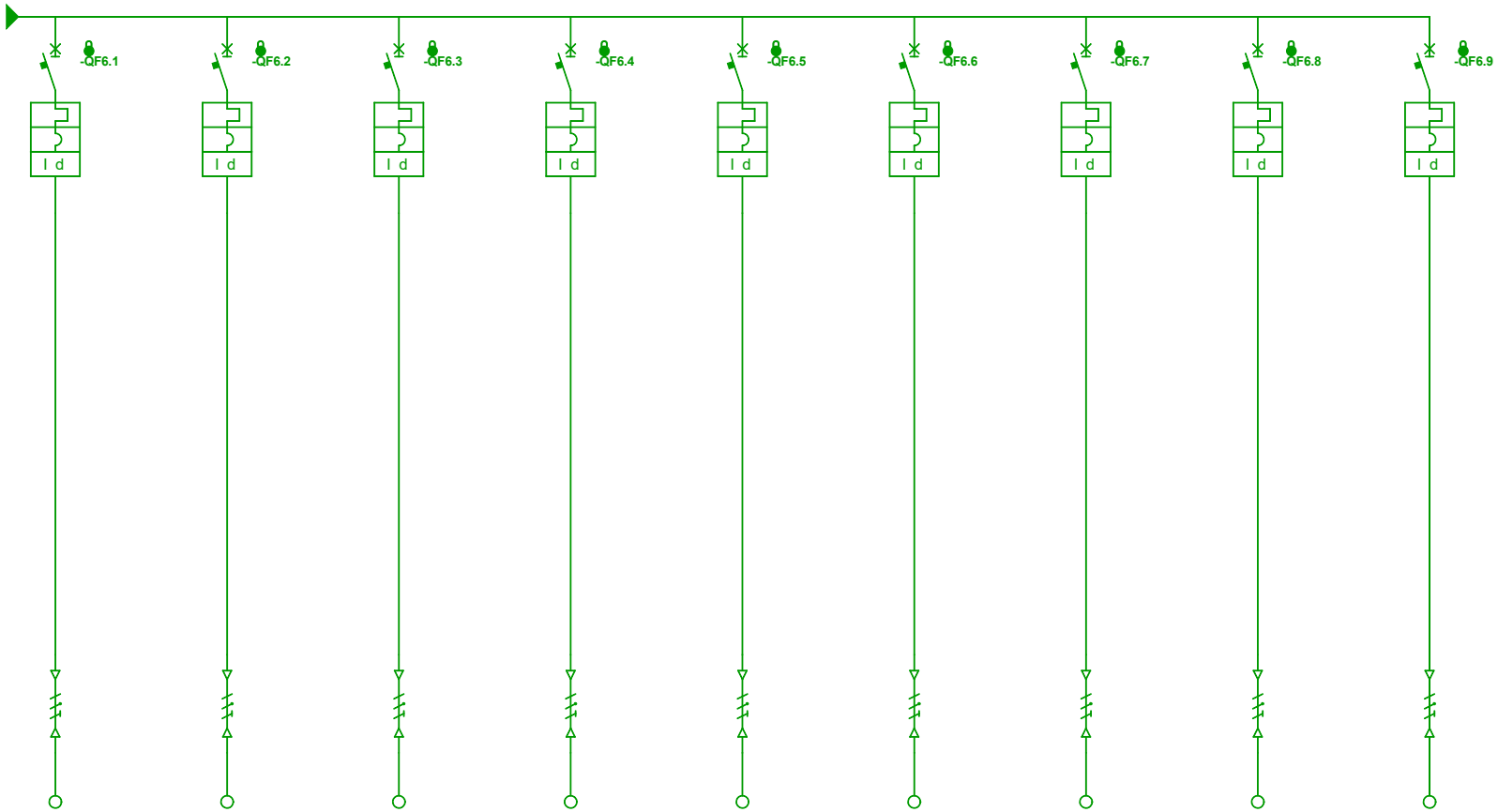

Load	Description			L16UP.K1.1		L17UP.K1.1		RACK		NDRICIM EMERGJENCE		REZERVE		REZERVE		REZERVE		REZERVE	
	Voltage [V]	dU %		231	1.00	231	1.00	231	1.00	231	1.00	231	1.00	231	1.00	231	1.00	231	1.00
	Active power [kW]	UF %		2.00	100	2.00	100	2.00	100	2.00	100	2.00	100	2.00	100	2.00	100	2.00	100
	In [A]	Cosphi		9.6	0.90	9.6	0.90	9.6	0.90	9.6	0.90	9.6	0.90	9.6	0.90	9.6	0.90	9.6	0.90
Command / protection	Producer			ABB		ABB		ABB		ABB		ABB		ABB		ABB		ABB	
	Circuit breaker/Disconnector			DS201 C16/0,03-AC		DS201 C16/0,03-AC		DS201 C20/0,03-AC		DS201 C10/0,03-AC		DS201 C16/0,03-AC		DS201 C16/0,03-AC		DS201 C16/0,03-AC		DS201 C10/0,03-AC	
	Poles	In [A]		1P+N	16	1P+N	16	1P+N	20	1P+N	10	1P+N	16	1P+N	16	1P+N	16	1P+N	10
	Ith [A]	Idn [A]		16.0	0.030	16.0	0.030	20.0	0.030	10.0	0.030	16.0	0.030	16.0	0.030	16.0	0.030	10.0	0.030
	Im [A]	Icu/Icn [kA]		160.0	10.0	160.0	10.0	200.0	10.0	100.0	10.0	160.0	10.0	160.0	10.0	160.0	10.0	100.0	10.0
	Fuse	Size [A]																	
	Contactor	In [A]																	
	Contactor	In [A]																	
	Overload Relay	Setting [A]																	
Distribution line	Cable type			Cu-EPR/XLPE		Cu-EPR/XLPE		Cu-EPR/XLPE		Cu-EPR/XLPE		Cu-EPR/XLPE		Cu-EPR/XLPE		Cu-EPR/XLPE		Cu-EPR/XLPE	
	Sections			3G1.5		3G1.5		3G1.5		3G1.5		3G1.5		3G1.5		3G1.5		3G1.5	
	Length [m]	Iz [A]		10	26.0	10	26.0	10	26.0	10	26.0	10	26.0	10	26.0	10	26.0	10	26.0
	IB L1 [A]	Installation num.		9.6	13		13		13	9.6	13		13		13	9.6	13		13
	IB L2 [A]	dU %			1.00	9.6	1.00		1.00		1.00	9.6	1.00		1.00		1.00	9.6	1.00		1.00
	IB L3 [A]	Ib min [kA]			0.43		0.43	9.6	0.43		0.43		0.43	9.6	0.43		0.43		0.43	9.6	0.43
	IB N [A]	Ib max [kA]		9.6	5.99	9.6	5.99	9.6	5.99	9.6	5.99	9.6	5.99	9.6	5.99	9.6	5.99	9.6	5.99	9.6	5.99

(*) The circuit-breaker is in discrimination relations with other circuit-breakers
(**) The circuit-breaker is in back-up relations with other circuit-breakers
(!) Important notice about coordination to be verified in Discrimination report

Rev. n°1			Date:		Description	Customer:			Drawing number:		
Rev. n°2			Drafter:			Project:	Paneli K1.1 SH				
Rev. n°3			Design.:			File:		Sheet: 6	Next sheet: 7	Sheets: 9	
REVISIONS	Date:	Signatures	Approval:			Serial:					

Load	Description		
	Voltage [V]	dU	%
	Active power [kW]	UF	%
	In [A]	Cosphi	
Command / protection	Producer		
	Circuit breaker/Disconnector		
	Poles	In	[A]
	Ith [A]	Idn	[A]
	Im [A]	Icu/Icn	[kA]
	Fuse	Size	[A]
	Contactor	In	[A]
	Contactor	In	[A]
	Overload Relay	Setting	[A]
Distribution line	Cable type		
	Sections		
	Length [m]	Iz	[A]
	IB L1 [A]	Installation num.	
	IB L2 [A]	dU	%
	IB L3 [A]	Ib min	[kA]
	IB N [A]	Ib max	[kA]

(*) The circuit-breaker is in discrimination relations with other circuit-breakers
(**) The circuit-breaker is in back-up relations with other circuit-breakers
(!) Important notice about coordination to be verified in Discrimination report

Rev. n°1			Date:		Description	Customer:			Drawing number:
Rev. n°2			Drafter:			Project:	Paneli K1.1 SH		
Rev. n°3			Design.:			File:		Sheet: 7	Next sheet: 8 / Sheets: 9
REVISIONS	Date:	Signatures	Approval:			Serial:			

Load	Description		
	Voltage [V]	dU	%
	Active power [kW]	UF	%
	In [A]	Cosphi	
Command / protection	Producer		
	Circuit breaker/Disconnector		
	Poles	In	[A]
	Ith [A]	Idn	[A]
	Im [A]	Icu/Icn	[kA]
	Fuse	Size	[A]
	Contactor	In	[A]
	Contactor	In	[A]
	Overload Relay	Setting	[A]
Distribution line	Cable type		
	Sections		
	Length [m]	Iz	[A]
	IB L1 [A]	Installation num.	
	IB L2 [A]	dU	%
	IB L3 [A]	Ib min	[kA]
	IB N [A]	Ib max	[kA]

(*) The circuit-breaker is in discrimination relations with other circuit-breakers
(**) The circuit-breaker is in back-up relations with other circuit-breakers
(!) Important notice about coordination to be verified in Discrimination report

Rev. n°1			Date:		Description	Customer:			Drawing number:
Rev. n°2			Drafter:			Project:	Paneli K1.1 SH		
Rev. n°3			Design.:			File:		Sheet: 8	Next sheet: 9 / Sheets: 9
REVISIONS	Date:	Signatures	Approval:			Serial:			

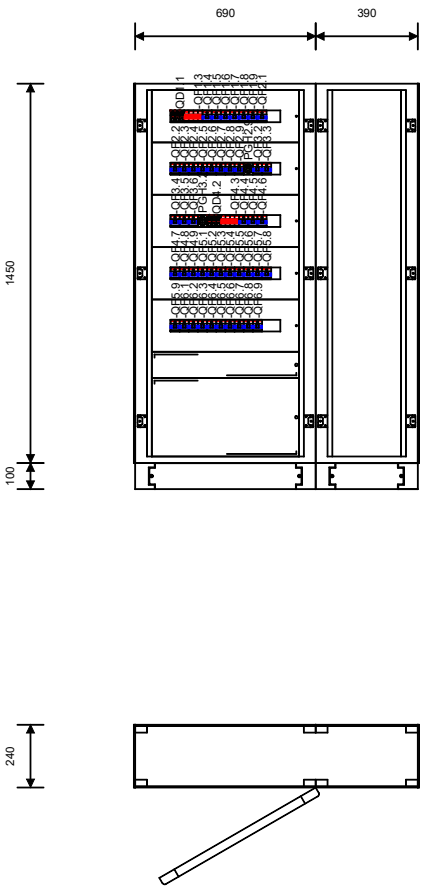

(*) The circuit-breaker is in discrimination relations with other circuit-breakers
(**) The circuit-breaker is in back-up relations with other circuit-breakers
(!) Important notice about coordination to be verified in Discrimination report

Rev. n°1			Date:			Description	Customer:			Drawing number:	
Rev. n°2			Drafter:				Project:				
Rev. n°3			Design.:				File:		Sheet: 9	Next sheet:	Sheets: 9
REVISIONS	Date:	Signatures	Approval:				Serial:				

Short circuit calculation

Switchboard	Ib LLL (kA)	Ip LLL (kA)	Ib LL (kA)	Ip LL (kA)	Ib LN (kA)	Ip LN (kA)	Ib LPE (kA)	Ip LPE (kA)
Switchboard1	10.00	24.68	8.66	21.37	6.00	14.81	6.00	14.81

Rev. n°1			Date:			Description	Customer:			Drawing number:	
Rev. n°2			Drafter:				Project:				
Rev. n°3			Design.:				File:		Sheet: 1	Next sheet:	Sheets: 1
REVISIONS	Date:	Signatures	Approval:				Serial:				

Protection of Lv Cables

-WC1.4 L1PRR.K1.1

Load data	Phases - Distribution System		LN / TN-S (L1-N)
	Voltage	[V]	230.94
	IB (A)	[A]	9.6
	Cosphi		0.90
Cable	Cable cross-sections		3G1.5
	Conductor - Insulator		Cu / EPR/XLPE
	Length (m)	[m]	10
	Iz (A)	[A]	26.0
	dU (%)		1.00
	Work Temp (°C)	[°C]	38.2
	Power loss	[W]	24.52
	K²S²	[A2s]	45929

Protection checks

Overload: protected by **-QF1.4 DS201 C16/0,03-AC** — **Passed**
IB (9.62[A]) <= Ith (16.00[A]) <= Iz (26.00[A]) and If (23.20[A]) <= 1.45*Iz (37.70[A]); Uref=400V

1 2 **Short circuit at terminal 1 (current flowing downstream): protected by** **-QF1.4 DS201 C16/0,03-AC** — **Passed**
Protection guaranteed up to Ik LN (6.00[kA]), Ik L-PE (6.00[kA]); Uref=400V

Indirect touch at terminal 2 (current flowing downstream): protected by **-QF1.4 DS201 C16/0,03-AC** — **Passed**
Id (0.03[A]) <= Ikmin L-PE (0.43[kA]) and Td (0.04[s]) <= Max tripping time (0.40[s]); Uref=400V

1 2 **Short circuit at terminal 2 (current flowing upstream): protected by**

Indirect touch at terminal 1 (current flowing upstream): protected by

-WC1.5 L2PRR.K1.1

Load data	Phases - Distribution System		LN / TN-S (L2-N)
	Voltage	[V]	230.94
	IB (A)	[A]	9.6
	Cosphi		0.90
Cable	Cable cross-sections		3G1.5
	Conductor - Insulator		Cu / EPR/XLPE
	Length (m)	[m]	10
	Iz (A)	[A]	26.0
	dU (%)		1.00
	Work Temp (°C)	[°C]	38.2
	Power loss	[W]	24.52
	K²S²	[A2s]	45929

Protection checks

Overload: protected by **-QF1.5 DS201 C16/0,03-AC** — **Passed**
IB (9.62[A]) <= Ith (16.00[A]) <= Iz (26.00[A]) and If (23.20[A]) <= 1.45*Iz (37.70[A]); Uref=400V

1 2 **Short circuit at terminal 1 (current flowing downstream): protected by** **-QF1.5 DS201 C16/0,03-AC** — **Passed**
Protection guaranteed up to Ik LN (6.00[kA]), Ik L-PE (6.00[kA]); Uref=400V

Indirect touch at terminal 2 (current flowing downstream): protected by **-QF1.5 DS201 C16/0,03-AC** — **Passed**
Id (0.03[A]) <= Ikmin L-PE (0.43[kA]) and Td (0.04[s]) <= Max tripping time (0.40[s]); Uref=400V

1 2 **Short circuit at terminal 2 (current flowing upstream): protected by**

Indirect touch at terminal 1 (current flowing upstream): protected by

-WC1.6 L3PRR.K1.1

Load data	Phases - Distribution System		LN / TN-S (L3-N)
	Voltage	[V]	230.94
	IB (A)	[A]	9.6
	Cosphi		0.90
Cable	Cable cross-sections		3G1.5
	Conductor - Insulator		Cu / EPR/XLPE
	Length (m)	[m]	10
	Iz (A)	[A]	26.0
	dU (%)		1.00
	Work Temp (°C)	[°C]	38.2
	Power loss	[W]	24.52
	K²S²	[A2s]	45929

Protection checks

Overload: protected by **-QF1.6 DS201 C16/0,03-AC** — **Passed**
IB (9.62[A]) <= Ith (16.00[A]) <= Iz (26.00[A]) and If (23.20[A]) <= 1.45*Iz (37.70[A]); Uref=400V

1 2 **Short circuit at terminal 1 (current flowing downstream): protected by** **-QF1.6 DS201 C16/0,03-AC** — **Passed**
Protection guaranteed up to Ik LN (6.00[kA]), Ik L-PE (6.00[kA]); Uref=400V

Indirect touch at terminal 2 (current flowing downstream): protected by **-QF1.6 DS201 C16/0,03-AC** — **Passed**
Id (0.03[A]) <= Ikmin L-PE (0.43[kA]) and Td (0.04[s]) <= Max tripping time (0.40[s]); Uref=400V

1 2 **Short circuit at terminal 2 (current flowing upstream): protected by**

Indirect touch at terminal 1 (current flowing upstream): protected by

Protection of Lv Cables

-WC1.7 L5PRR.K1.1

Load data	Phases - Distribution System		LN / TN-S (L1-N)
	Voltage	[V]	230.94
	IB (A)	[A]	9.6
	Cosphi		0.90
Cable	Cable cross-sections		3G1.5
	Conductor - Insulator		Cu / EPR/XLPE
	Length (m)	[m]	10
	Iz (A)	[A]	26.0
	dU (%)		1.00
	Work Temp (°C)	[°C]	38.2
	Power loss	[W]	24.52
	K²S²	[A2s]	45929

Protection checks

Overload: protected by **-QF1.7 DS201 C16/0,03-AC** — **Passed**
IB (9.62[A]) <= Ith (16.00[A]) <= Iz (26.00[A]) and If (23.20[A]) <= 1.45*Iz (37.70[A]); Uref=400V

1 2 — **Short circuit at terminal 1 (current flowing downstream): protected by** **-QF1.7 DS201 C16/0,03-AC** — **Passed**
Protection guaranteed up to Ik LN (6.00[kA]), Ik L-PE (6.00[kA]); Uref=400V

Indirect touch at terminal 2 (current flowing downstream): protected by **-QF1.7 DS201 C16/0,03-AC** — **Passed**
Id (0.03[A]) <= Ikmin L-PE (0.43[kA]) and Td (0.04[s]) <= Max tripping time (0.40[s]); Uref=400V

1 2 — **Short circuit at terminal 2 (current flowing upstream): protected by**

Indirect touch at terminal 1 (current flowing upstream): protected by

-WC1.8 L2PRR.K1.1

Load data	Phases - Distribution System		LN / TN-S (L2-N)
	Voltage	[V]	230.94
	IB (A)	[A]	9.6
	Cosphi		0.90
Cable	Cable cross-sections		3G1.5
	Conductor - Insulator		Cu / EPR/XLPE
	Length (m)	[m]	10
	Iz (A)	[A]	26.0
	dU (%)		1.00
	Work Temp (°C)	[°C]	38.2
	Power loss	[W]	24.52
	K²S²	[A2s]	45929

Protection checks

Overload: protected by **-QF1.8 DS201 C16/0,03-AC** — **Passed**
IB (9.62[A]) <= Ith (16.00[A]) <= Iz (26.00[A]) and If (23.20[A]) <= 1.45*Iz (37.70[A]); Uref=400V

1 2 — **Short circuit at terminal 1 (current flowing downstream): protected by** **-QF1.8 DS201 C16/0,03-AC** — **Passed**
Protection guaranteed up to Ik LN (6.00[kA]), Ik L-PE (6.00[kA]); Uref=400V

Indirect touch at terminal 2 (current flowing downstream): protected by **-QF1.8 DS201 C16/0,03-AC** — **Passed**
Id (0.03[A]) <= Ikmin L-PE (0.43[kA]) and Td (0.04[s]) <= Max tripping time (0.40[s]); Uref=400V

1 2 — **Short circuit at terminal 2 (current flowing upstream): protected by**

Indirect touch at terminal 1 (current flowing upstream): protected by

-WC1.9 L6PRR.K1.1

Load data	Phases - Distribution System		LN / TN-S (L3-N)
	Voltage	[V]	230.94
	IB (A)	[A]	9.6
	Cosphi		0.90
Cable	Cable cross-sections		3G1.5
	Conductor - Insulator		Cu / EPR/XLPE
	Length (m)	[m]	10
	Iz (A)	[A]	26.0
	dU (%)		1.00
	Work Temp (°C)	[°C]	38.2
	Power loss	[W]	24.52
	K²S²	[A2s]	45929

Protection checks

Overload: protected by **-QF1.9 DS201 C16/0,03-AC** — **Passed**
IB (9.62[A]) <= Ith (16.00[A]) <= Iz (26.00[A]) and If (23.20[A]) <= 1.45*Iz (37.70[A]); Uref=400V

1 2 — **Short circuit at terminal 1 (current flowing downstream): protected by** **-QF1.9 DS201 C16/0,03-AC** — **Passed**
Protection guaranteed up to Ik LN (6.00[kA]), Ik L-PE (6.00[kA]); Uref=400V

Indirect touch at terminal 2 (current flowing downstream): protected by **-QF1.9 DS201 C16/0,03-AC** — **Passed**
Id (0.03[A]) <= Ikmin L-PE (0.43[kA]) and Td (0.04[s]) <= Max tripping time (0.40[s]); Uref=400V

1 2 — **Short circuit at terminal 2 (current flowing upstream): protected by**

Indirect touch at terminal 1 (current flowing upstream): protected by

Protection of Lv Cables

-WC2.1 L7PRR.K1.1

Load data	Phases - Distribution System		LN / TN-S (L1-N)
	Voltage	[V]	230.94
	IB (A)	[A]	9.6
	Cosphi		0.90
Cable	Cable cross-sections		3G1.5
	Conductor - Insulator		Cu / EPR/XLPE
	Length (m)	[m]	10
	Iz (A)	[A]	26.0
	dU (%)		1.00
	Work Temp (°C)	[°C]	38.2
	Power loss	[W]	24.52
	K²S²	[A2s]	45929

Protection checks

Overload: protected by **-QF2.1 DS201 C16/0,03-AC** — **Passed**
IB (9.62[A]) <= Ith (16.00[A]) <= Iz (26.00[A]) and If (23.20[A]) <= 1.45*Iz (37.70[A]); Uref=400V

Short circuit at terminal 1 (current flowing downstream): protected by **-QF2.1 DS201 C16/0,03-AC** — **Passed**
Protection guaranteed up to Ik LN (6.00[kA]), Ik L-PE (6.00[kA]); Uref=400V

Indirect touch at terminal 2 (current flowing downstream): protected by **-QF2.1 DS201 C16/0,03-AC** — **Passed**
Id (0.03[A]) <= Ikmin L-PE (0.43[kA]) and Td (0.04[s]) <= Max tripping time (0.40[s]); Uref=400V

Short circuit at terminal 2 (current flowing upstream): protected by

Indirect touch at terminal 1 (current flowing upstream): protected by

-WC2.2 L8PRR.K1.1

Load data	Phases - Distribution System		LN / TN-S (L2-N)
	Voltage	[V]	230.94
	IB (A)	[A]	9.6
	Cosphi		0.90
Cable	Cable cross-sections		3G1.5
	Conductor - Insulator		Cu / EPR/XLPE
	Length (m)	[m]	10
	Iz (A)	[A]	26.0
	dU (%)		1.00
	Work Temp (°C)	[°C]	38.2
	Power loss	[W]	24.52
	K²S²	[A2s]	45929

Protection checks

Overload: protected by **-QF2.2 DS201 C16/0,03-AC** — **Passed**
IB (9.62[A]) <= Ith (16.00[A]) <= Iz (26.00[A]) and If (23.20[A]) <= 1.45*Iz (37.70[A]); Uref=400V

Short circuit at terminal 1 (current flowing downstream): protected by **-QF2.2 DS201 C16/0,03-AC** — **Passed**
Protection guaranteed up to Ik LN (6.00[kA]), Ik L-PE (6.00[kA]); Uref=400V

Indirect touch at terminal 2 (current flowing downstream): protected by **-QF2.2 DS201 C16/0,03-AC** — **Passed**
Id (0.03[A]) <= Ikmin L-PE (0.43[kA]) and Td (0.04[s]) <= Max tripping time (0.40[s]); Uref=400V

Short circuit at terminal 2 (current flowing upstream): protected by

Indirect touch at terminal 1 (current flowing upstream): protected by

-WC2.3 L1NRR.K1.1

Load data	Phases - Distribution System		LN / TN-S (L3-N)
	Voltage	[V]	230.94
	IB (A)	[A]	9.6
	Cosphi		0.90
Cable	Cable cross-sections		3G1.5
	Conductor - Insulator		Cu / EPR/XLPE
	Length (m)	[m]	10
	Iz (A)	[A]	26.0
	dU (%)		1.00
	Work Temp (°C)	[°C]	38.2
	Power loss	[W]	24.52
	K²S²	[A2s]	45929

Protection checks

Overload: protected by **-QF2.3 DS201 C10/0,03-AC** — **Passed**
IB (9.62[A]) <= Ith (10.00[A]) <= Iz (26.00[A]) and If (14.50[A]) <= 1.45*Iz (37.70[A]); Uref=400V

Short circuit at terminal 1 (current flowing downstream): protected by **-QF2.3 DS201 C10/0,03-AC** — **Passed**
Protection guaranteed up to Ik LN (6.00[kA]), Ik L-PE (6.00[kA]); Uref=400V

Indirect touch at terminal 2 (current flowing downstream): protected by **-QF2.3 DS201 C10/0,03-AC** — **Passed**
Id (0.03[A]) <= Ikmin L-PE (0.43[kA]) and Td (0.04[s]) <= Max tripping time (0.40[s]); Uref=400V

Short circuit at terminal 2 (current flowing upstream): protected by

Indirect touch at terminal 1 (current flowing upstream): protected by

Protection of Lv Cables

-WC2.4 L2NRR.K1.1

Load data	Phases - Distribution System		LN / TN-S (L1-N)
	Voltage	[V]	230.94
	IB (A)	[A]	9.6
	Cosphi		0.90
Cable	Cable cross-sections		3G1.5
	Conductor - Insulator		Cu / EPR/XLPE
	Length (m)	[m]	10
	Iz (A)	[A]	26.0
	dU (%)		1.00
	Work Temp (°C)	[°C]	38.2
	Power loss	[W]	24.52
	K²S²	[A2s]	45929

Protection checks

Overload: protected by **-QF2.4 DS201 C10/0,03-AC** — **Passed**
IB (9.62[A]) <= Ith (10.00[A]) <= Iz (26.00[A]) and If (14.50[A]) <= 1.45*Iz (37.70[A]); Uref=400V

Short circuit at terminal 1 (current flowing downstream): protected by **-QF2.4 DS201 C10/0,03-AC** — **Passed**
Protection guaranteed up to Ik LN (6.00[kA]), Ik L-PE (6.00[kA]); Uref=400V

Indirect touch at terminal 2 (current flowing downstream): protected by **-QF2.4 DS201 C10/0,03-AC** — **Passed**
Id (0.03[A]) <= Ikmin L-PE (0.43[kA]) and Td (0.04[s]) <= Max tripping time (0.40[s]); Uref=400V

Short circuit at terminal 2 (current flowing upstream): protected by

Indirect touch at terminal 1 (current flowing upstream): protected by

-WC2.5 L3NRR.K1.1

Load data	Phases - Distribution System		LN / TN-S (L2-N)
	Voltage	[V]	230.94
	IB (A)	[A]	9.6
	Cosphi		0.90
Cable	Cable cross-sections		3G1.5
	Conductor - Insulator		Cu / EPR/XLPE
	Length (m)	[m]	10
	Iz (A)	[A]	26.0
	dU (%)		1.00
	Work Temp (°C)	[°C]	38.2
	Power loss	[W]	24.52
	K²S²	[A2s]	45929

Protection checks

Overload: protected by **-QF2.5 DS201 C10/0,03-AC** — **Passed**
IB (9.62[A]) <= Ith (10.00[A]) <= Iz (26.00[A]) and If (14.50[A]) <= 1.45*Iz (37.70[A]); Uref=400V

Short circuit at terminal 1 (current flowing downstream): protected by **-QF2.5 DS201 C10/0,03-AC** — **Passed**
Protection guaranteed up to Ik LN (6.00[kA]), Ik L-PE (6.00[kA]); Uref=400V

Indirect touch at terminal 2 (current flowing downstream): protected by **-QF2.5 DS201 C10/0,03-AC** — **Passed**
Id (0.03[A]) <= Ikmin L-PE (0.43[kA]) and Td (0.04[s]) <= Max tripping time (0.40[s]); Uref=400V

Short circuit at terminal 2 (current flowing upstream): protected by

Indirect touch at terminal 1 (current flowing upstream): protected by

-WC2.6 L4NRR.K1.1

Load data	Phases - Distribution System		LN / TN-S (L3-N)
	Voltage	[V]	230.94
	IB (A)	[A]	9.6
	Cosphi		0.90
Cable	Cable cross-sections		3G1.5
	Conductor - Insulator		Cu / EPR/XLPE
	Length (m)	[m]	10
	Iz (A)	[A]	26.0
	dU (%)		1.00
	Work Temp (°C)	[°C]	38.2
	Power loss	[W]	24.52
	K²S²	[A2s]	45929

Protection checks

Overload: protected by **-QF2.6 DS201 C10/0,03-AC** — **Passed**
IB (9.62[A]) <= Ith (10.00[A]) <= Iz (26.00[A]) and If (14.50[A]) <= 1.45*Iz (37.70[A]); Uref=400V

Short circuit at terminal 1 (current flowing downstream): protected by **-QF2.6 DS201 C10/0,03-AC** — **Passed**
Protection guaranteed up to Ik LN (6.00[kA]), Ik L-PE (6.00[kA]); Uref=400V

Indirect touch at terminal 2 (current flowing downstream): protected by **-QF2.6 DS201 C10/0,03-AC** — **Passed**
Id (0.03[A]) <= Ikmin L-PE (0.43[kA]) and Td (0.04[s]) <= Max tripping time (0.40[s]); Uref=400V

Short circuit at terminal 2 (current flowing upstream): protected by

Indirect touch at terminal 1 (current flowing upstream): protected by

Protection of Lv Cables

-WC2.7 L5NRR.K1.1

Load data	Phases - Distribution System		LN / TN-S (L1-N)
	Voltage	[V]	230.94
	IB (A)	[A]	9.6
	Cosphi		0.90
Cable	Cable cross-sections		3G1.5
	Conductor - Insulator		Cu / EPR/XLPE
	Length (m)	[m]	10
	Iz (A)	[A]	26.0
	dU (%)		1.00
	Work Temp (°C)	[°C]	38.2
	Power loss	[W]	24.52
	K²S²	[A2s]	45929

Protection checks

Overload: protected by **-QF2.7 DS201 C10/0,03-AC** — **Passed**
IB (9.62[A]) <= Ith (10.00[A]) <= Iz (26.00[A]) and If (14.50[A]) <= 1.45*Iz (37.70[A]); Uref=400V

Short circuit at terminal 1 (current flowing downstream): protected by **-QF2.7 DS201 C10/0,03-AC** — **Passed**
Protection guaranteed up to Ik LN (6.00[kA]), Ik L-PE (6.00[kA]); Uref=400V

Indirect touch at terminal 2 (current flowing downstream): protected by **-QF2.7 DS201 C10/0,03-AC** — **Passed**
Id (0.03[A]) <= Ikmin L-PE (0.43[kA]) and Td (0.04[s]) <= Max tripping time (0.40[s]); Uref=400V

Short circuit at terminal 2 (current flowing upstream): protected by

Indirect touch at terminal 1 (current flowing upstream): protected by

-WC2.8 L6NRR.K1.1

Load data	Phases - Distribution System		LN / TN-S (L2-N)
	Voltage	[V]	230.94
	IB (A)	[A]	9.6
	Cosphi		0.90
Cable	Cable cross-sections		3G1.5
	Conductor - Insulator		Cu / EPR/XLPE
	Length (m)	[m]	10
	Iz (A)	[A]	26.0
	dU (%)		1.00
	Work Temp (°C)	[°C]	38.2
	Power loss	[W]	24.52
	K²S²	[A2s]	45929

Protection checks

Overload: protected by **-QF2.8 DS201 C10/0,03-AC** — **Passed**
IB (9.62[A]) <= Ith (10.00[A]) <= Iz (26.00[A]) and If (14.50[A]) <= 1.45*Iz (37.70[A]); Uref=400V

Short circuit at terminal 1 (current flowing downstream): protected by **-QF2.8 DS201 C10/0,03-AC** — **Passed**
Protection guaranteed up to Ik LN (6.00[kA]), Ik L-PE (6.00[kA]); Uref=400V

Indirect touch at terminal 2 (current flowing downstream): protected by **-QF2.8 DS201 C10/0,03-AC** — **Passed**
Id (0.03[A]) <= Ikmin L-PE (0.43[kA]) and Td (0.04[s]) <= Max tripping time (0.40[s]); Uref=400V

Short circuit at terminal 2 (current flowing upstream): protected by

Indirect touch at terminal 1 (current flowing upstream): protected by

-WC2.9 L7NRR.K1.1

Load data	Phases - Distribution System		LN / TN-S (L3-N)
	Voltage	[V]	230.94
	IB (A)	[A]	9.6
	Cosphi		0.90
Cable	Cable cross-sections		3G1.5
	Conductor - Insulator		Cu / EPR/XLPE
	Length (m)	[m]	10
	Iz (A)	[A]	26.0
	dU (%)		1.00
	Work Temp (°C)	[°C]	38.2
	Power loss	[W]	24.52
	K²S²	[A2s]	45929

Protection checks

Overload: protected by **-QF2.9 DS201 C10/0,03-AC** — **Passed**
IB (9.62[A]) <= Ith (10.00[A]) <= Iz (26.00[A]) and If (14.50[A]) <= 1.45*Iz (37.70[A]); Uref=400V

Short circuit at terminal 1 (current flowing downstream): protected by **-QF2.9 DS201 C10/0,03-AC** — **Passed**
Protection guaranteed up to Ik LN (5.99[kA]), Ik L-PE (5.99[kA]); Uref=400V

Indirect touch at terminal 2 (current flowing downstream): protected by **-QF2.9 DS201 C10/0,03-AC** — **Passed**
Id (0.03[A]) <= Ikmin L-PE (0.43[kA]) and Td (0.04[s]) <= Max tripping time (0.40[s]); Uref=400V

Short circuit at terminal 2 (current flowing upstream): protected by

Indirect touch at terminal 1 (current flowing upstream): protected by

Protection of Lv Cables

-WC3.2 L8NRR.K1.1

Load data	Phases - Distribution System		LN / TN-S (L1-N)
	Voltage	[V]	230.94
	IB (A)	[A]	9.6
	Cosphi		0.90
Cable	Cable cross-sections		3G1.5
	Conductor - Insulator		Cu / EPR/XLPE
	Length (m)	[m]	10
	Iz (A)	[A]	26.0
	dU (%)		1.00
	Work Temp (°C)	[°C]	38.2
	Power loss	[W]	24.52
	K²S²	[A2s]	45929

Protection checks

Overload: protected by -QF3.2 DS201 C10/0,03-AC IB (9.62[A]) <= Ith (10.00[A]) <= Iz (26.00[A]) and If (14.50[A]) <= 1.45*Iz (37.70[A]); Uref=400V		Passed
1 2	**Short circuit at terminal 1 (current flowing downstream): protected by** -QF3.2 DS201 C10/0,03-AC Protection guaranteed up to Ik LN (5.99[kA]), Ik L-PE (5.99[kA]); Uref=400V	Passed
	Indirect touch at terminal 2 (current flowing downstream): protected by -QF3.2 DS201 C10/0,03-AC Id (0.03[A]) <= Ikmin L-PE (0.43[kA]) and Td (0.04[s]) <= Max tripping time (0.40[s]); Uref=400V	Passed
1 2	**Short circuit at terminal 2 (current flowing upstream): protected by**	
	Indirect touch at terminal 1 (current flowing upstream): protected by	

-WC3.3 REZERVE

Load data	Phases - Distribution System		LN / TN-S (L2-N)
	Voltage	[V]	230.94
	IB (A)	[A]	9.6
	Cosphi		0.90
Cable	Cable cross-sections		3G1.5
	Conductor - Insulator		Cu / EPR/XLPE
	Length (m)	[m]	10
	Iz (A)	[A]	26.0
	dU (%)		1.00
	Work Temp (°C)	[°C]	38.2
	Power loss	[W]	24.52
	K²S²	[A2s]	45929

Protection checks

Overload: protected by -QF3.3 DS201 C16/0,03-AC IB (9.62[A]) <= Ith (16.00[A]) <= Iz (26.00[A]) and If (23.20[A]) <= 1.45*Iz (37.70[A]); Uref=400V		Passed
1 2	**Short circuit at terminal 1 (current flowing downstream): protected by** -QF3.3 DS201 C16/0,03-AC Protection guaranteed up to Ik LN (6.00[kA]), Ik L-PE (6.00[kA]); Uref=400V	Passed
	Indirect touch at terminal 2 (current flowing downstream): protected by -QF3.3 DS201 C16/0,03-AC Id (0.03[A]) <= Ikmin L-PE (0.43[kA]) and Td (0.04[s]) <= Max tripping time (0.40[s]); Uref=400V	Passed
1 2	**Short circuit at terminal 2 (current flowing upstream): protected by**	
	Indirect touch at terminal 1 (current flowing upstream): protected by	

-WC3.4 REZERVE

Load data	Phases - Distribution System		LN / TN-S (L3-N)
	Voltage	[V]	230.94
	IB (A)	[A]	9.6
	Cosphi		0.90
Cable	Cable cross-sections		3G1.5
	Conductor - Insulator		Cu / EPR/XLPE
	Length (m)	[m]	10
	Iz (A)	[A]	26.0
	dU (%)		1.00
	Work Temp (°C)	[°C]	38.2
	Power loss	[W]	24.52
	K²S²	[A2s]	45929

Protection checks

Overload: protected by -QF3.4 DS201 C16/0,03-AC IB (9.62[A]) <= Ith (16.00[A]) <= Iz (26.00[A]) and If (23.20[A]) <= 1.45*Iz (37.70[A]); Uref=400V		Passed
1 2	**Short circuit at terminal 1 (current flowing downstream): protected by** -QF3.4 DS201 C16/0,03-AC Protection guaranteed up to Ik LN (6.00[kA]), Ik L-PE (6.00[kA]); Uref=400V	Passed
	Indirect touch at terminal 2 (current flowing downstream): protected by -QF3.4 DS201 C16/0,03-AC Id (0.03[A]) <= Ikmin L-PE (0.43[kA]) and Td (0.04[s]) <= Max tripping time (0.40[s]); Uref=400V	Passed
1 2	**Short circuit at terminal 2 (current flowing upstream): protected by**	
	Indirect touch at terminal 1 (current flowing upstream): protected by	

Protection of Lv Cables

-WC3.5 REZERVE

Load data	Phases - Distribution System		LN / TN-S (L1-N)
	Voltage	[V]	230.94
	IB (A)	[A]	9.6
	Cosphi		0.90
Cable	Cable cross-sections		3G1.5
	Conductor - Insulator		Cu / EPR/XLPE
	Length (m)	[m]	10
	Iz (A)	[A]	26.0
	dU (%)		1.00
	Work Temp (°C)	[°C]	38.2
	Power loss	[W]	24.52
	K²S²	[A2s]	45929

Protection checks

Overload: protected by **-QF3.5 DS201 C10/0,03-AC** — **Passed**
IB (9.62[A]) <= Ith (10.00[A]) <= Iz (26.00[A]) and If (14.50[A]) <= 1.45*Iz (37.70[A]); Uref=400V

Short circuit at terminal 1 (current flowing downstream): protected by **-QF3.5 DS201 C10/0,03-AC** — **Passed**
Protection guaranteed up to Ik LN (6.00[kA]), Ik L-PE (6.00[kA]); Uref=400V

Indirect touch at terminal 2 (current flowing downstream): protected by **-QF3.5 DS201 C10/0,03-AC** — **Passed**
Id (0.03[A]) <= Ikmin L-PE (0.43[kA]) and Td (0.04[s]) <= Max tripping time (0.40[s]); Uref=400V

Short circuit at terminal 2 (current flowing upstream): protected by

Indirect touch at terminal 1 (current flowing upstream): protected by

-WC3.6 REZERVE

Load data	Phases - Distribution System		LN / TN-S (L2-N)
	Voltage	[V]	230.94
	IB (A)	[A]	9.6
	Cosphi		0.90
Cable	Cable cross-sections		3G1.5
	Conductor - Insulator		Cu / EPR/XLPE
	Length (m)	[m]	10
	Iz (A)	[A]	26.0
	dU (%)		1.00
	Work Temp (°C)	[°C]	38.2
	Power loss	[W]	24.52
	K²S²	[A2s]	45929

Protection checks

Overload: protected by **-QF3.6 DS201 C10/0,03-AC** — **Passed**
IB (9.62[A]) <= Ith (10.00[A]) <= Iz (26.00[A]) and If (14.50[A]) <= 1.45*Iz (37.70[A]); Uref=400V

Short circuit at terminal 1 (current flowing downstream): protected by **-QF3.6 DS201 C10/0,03-AC** — **Passed**
Protection guaranteed up to Ik LN (6.00[kA]), Ik L-PE (6.00[kA]); Uref=400V

Indirect touch at terminal 2 (current flowing downstream): protected by **-QF3.6 DS201 C10/0,03-AC** — **Passed**
Id (0.03[A]) <= Ikmin L-PE (0.43[kA]) and Td (0.04[s]) <= Max tripping time (0.40[s]); Uref=400V

Short circuit at terminal 2 (current flowing upstream): protected by

Indirect touch at terminal 1 (current flowing upstream): protected by

-WC4.4 L1UP.K1.1

Load data	Phases - Distribution System		LN / TN-S (L1-N)
	Voltage	[V]	230.94
	IB (A)	[A]	9.6
	Cosphi		0.90
Cable	Cable cross-sections		3G1.5
	Conductor - Insulator		Cu / EPR/XLPE
	Length (m)	[m]	10
	Iz (A)	[A]	26.0
	dU (%)		1.00
	Work Temp (°C)	[°C]	38.2
	Power loss	[W]	24.52
	K²S²	[A2s]	45929

Protection checks

Overload: protected by **-QF4.4 DS201 C16/0,03-AC** — **Passed**
IB (9.62[A]) <= Ith (16.00[A]) <= Iz (26.00[A]) and If (23.20[A]) <= 1.45*Iz (37.70[A]); Uref=400V

Short circuit at terminal 1 (current flowing downstream): protected by **-QF4.4 DS201 C16/0,03-AC** — **Passed**
Protection guaranteed up to Ik LN (5.99[kA]), Ik L-PE (5.99[kA]); Uref=400V

Indirect touch at terminal 2 (current flowing downstream): protected by **-QF4.4 DS201 C16/0,03-AC** — **Passed**
Id (0.03[A]) <= Ikmin L-PE (0.43[kA]) and Td (0.04[s]) <= Max tripping time (0.40[s]); Uref=400V

Short circuit at terminal 2 (current flowing upstream): protected by

Indirect touch at terminal 1 (current flowing upstream): protected by

Protection of Lv Cables

-WC4.5 L2UP.K1.1

Load data	Phases - Distribution System		LN / TN-S (L2-N)
	Voltage	[V]	230.94
	IB (A)	[A]	9.6
	Cosphi		0.90
Cable	Cable cross-sections		3G1.5
	Conductor - Insulator		Cu / EPR/XLPE
	Length (m)	[m]	10
	Iz (A)	[A]	26.0
	dU (%)		1.00
	Work Temp (°C)	[°C]	38.2
	Power loss	[W]	24.52
	K²S²	[A2s]	45929

Protection checks

Overload: protected by **-QF4.5 DS201 C16/0,03-AC** — **Passed**
IB (9.62[A]) <= Ith (16.00[A]) <= Iz (26.00[A]) and If (23.20[A]) <= 1.45*Iz (37.70[A]); Uref=400V

Short circuit at terminal 1 (current flowing downstream): protected by **-QF4.5 DS201 C16/0,03-AC** — **Passed**
Protection guaranteed up to Ik LN (5.99[kA]), Ik L-PE (5.99[kA]); Uref=400V

Indirect touch at terminal 2 (current flowing downstream): protected by **-QF4.5 DS201 C16/0,03-AC** — **Passed**
Id (0.03[A]) <= Ikmin L-PE (0.43[kA]) and Td (0.04[s]) <= Max tripping time (0.40[s]); Uref=400V

Short circuit at terminal 2 (current flowing upstream): protected by

Indirect touch at terminal 1 (current flowing upstream): protected by

-WC4.6 L3UP.K1.1

Load data	Phases - Distribution System		LN / TN-S (L3-N)
	Voltage	[V]	230.94
	IB (A)	[A]	9.6
	Cosphi		0.90
Cable	Cable cross-sections		3G1.5
	Conductor - Insulator		Cu / EPR/XLPE
	Length (m)	[m]	10
	Iz (A)	[A]	26.0
	dU (%)		1.00
	Work Temp (°C)	[°C]	38.2
	Power loss	[W]	24.52
	K²S²	[A2s]	45929

Protection checks

Overload: protected by **-QF4.6 DS201 C16/0,03-AC** — **Passed**
IB (9.62[A]) <= Ith (16.00[A]) <= Iz (26.00[A]) and If (23.20[A]) <= 1.45*Iz (37.70[A]); Uref=400V

Short circuit at terminal 1 (current flowing downstream): protected by **-QF4.6 DS201 C16/0,03-AC** — **Passed**
Protection guaranteed up to Ik LN (5.99[kA]), Ik L-PE (5.99[kA]); Uref=400V

Indirect touch at terminal 2 (current flowing downstream): protected by **-QF4.6 DS201 C16/0,03-AC** — **Passed**
Id (0.03[A]) <= Ikmin L-PE (0.43[kA]) and Td (0.04[s]) <= Max tripping time (0.40[s]); Uref=400V

Short circuit at terminal 2 (current flowing upstream): protected by

Indirect touch at terminal 1 (current flowing upstream): protected by

-WC4.7 L4UP.K1.1

Load data	Phases - Distribution System		LN / TN-S (L1-N)
	Voltage	[V]	230.94
	IB (A)	[A]	9.6
	Cosphi		0.90
Cable	Cable cross-sections		3G1.5
	Conductor - Insulator		Cu / EPR/XLPE
	Length (m)	[m]	10
	Iz (A)	[A]	26.0
	dU (%)		1.00
	Work Temp (°C)	[°C]	38.2
	Power loss	[W]	24.52
	K²S²	[A2s]	45929

Protection checks

Overload: protected by **-QF4.7 DS201 C16/0,03-AC** — **Passed**
IB (9.62[A]) <= Ith (16.00[A]) <= Iz (26.00[A]) and If (23.20[A]) <= 1.45*Iz (37.70[A]); Uref=400V

Short circuit at terminal 1 (current flowing downstream): protected by **-QF4.7 DS201 C16/0,03-AC** — **Passed**
Protection guaranteed up to Ik LN (5.99[kA]), Ik L-PE (5.99[kA]); Uref=400V

Indirect touch at terminal 2 (current flowing downstream): protected by **-QF4.7 DS201 C16/0,03-AC** — **Passed**
Id (0.03[A]) <= Ikmin L-PE (0.43[kA]) and Td (0.04[s]) <= Max tripping time (0.40[s]); Uref=400V

Short circuit at terminal 2 (current flowing upstream): protected by

Indirect touch at terminal 1 (current flowing upstream): protected by

Protection of Lv Cables

-WC4.8 L5UP.K1.1

Load data	Phases - Distribution System		LN / TN-S (L2-N)
	Voltage	[V]	230.94
	IB (A)	[A]	9.6
	Cosphi		0.90
Cable	Cable cross-sections		3G1.5
	Conductor - Insulator		Cu / EPR/XLPE
	Length (m)	[m]	10
	Iz (A)	[A]	26.0
	dU (%)		1.00
	Work Temp (°C)	[°C]	38.2
	Power loss	[W]	24.52
	K²S²	[A2s]	45929

Protection checks

Overload: protected by **-QF4.8 DS201 C16/0,03-AC** — **Passed**
IB (9.62[A]) <= Ith (16.00[A]) <= Iz (26.00[A]) and If (23.20[A]) <= 1.45*Iz (37.70[A]); Uref=400V

1 2

Short circuit at terminal 1 (current flowing downstream): protected by **-QF4.8 DS201 C16/0,03-AC** — **Passed**
Protection guaranteed up to Ik LN (5.99[kA]), Ik L-PE (5.99[kA]); Uref=400V

Indirect touch at terminal 2 (current flowing downstream): protected by **-QF4.8 DS201 C16/0,03-AC** — **Passed**
Id (0.03[A]) <= Ikmin L-PE (0.43[kA]) and Td (0.04[s]) <= Max tripping time (0.40[s]); Uref=400V

1 2

Short circuit at terminal 2 (current flowing upstream): protected by

Indirect touch at terminal 1 (current flowing upstream): protected by

-WC4.9 L6UP.K1.1

Load data	Phases - Distribution System		LN / TN-S (L3-N)
	Voltage	[V]	230.94
	IB (A)	[A]	9.6
	Cosphi		0.90
Cable	Cable cross-sections		3G1.5
	Conductor - Insulator		Cu / EPR/XLPE
	Length (m)	[m]	10
	Iz (A)	[A]	26.0
	dU (%)		1.00
	Work Temp (°C)	[°C]	38.2
	Power loss	[W]	24.52
	K²S²	[A2s]	45929

Protection checks

Overload: protected by **-QF4.9 DS201 C16/0,03-AC** — **Passed**
IB (9.62[A]) <= Ith (16.00[A]) <= Iz (26.00[A]) and If (23.20[A]) <= 1.45*Iz (37.70[A]); Uref=400V

1 2

Short circuit at terminal 1 (current flowing downstream): protected by **-QF4.9 DS201 C16/0,03-AC** — **Passed**
Protection guaranteed up to Ik LN (5.99[kA]), Ik L-PE (5.99[kA]); Uref=400V

Indirect touch at terminal 2 (current flowing downstream): protected by **-QF4.9 DS201 C16/0,03-AC** — **Passed**
Id (0.03[A]) <= Ikmin L-PE (0.43[kA]) and Td (0.04[s]) <= Max tripping time (0.40[s]); Uref=400V

1 2

Short circuit at terminal 2 (current flowing upstream): protected by

Indirect touch at terminal 1 (current flowing upstream): protected by

-WC5.1 L7UP.K1.1

Load data	Phases - Distribution System		LN / TN-S (L1-N)
	Voltage	[V]	230.94
	IB (A)	[A]	9.6
	Cosphi		0.90
Cable	Cable cross-sections		3G1.5
	Conductor - Insulator		Cu / EPR/XLPE
	Length (m)	[m]	10
	Iz (A)	[A]	26.0
	dU (%)		1.00
	Work Temp (°C)	[°C]	38.2
	Power loss	[W]	24.52
	K²S²	[A2s]	45929

Protection checks

Overload: protected by **-QF5.1 DS201 C16/0,03-AC** — **Passed**
IB (9.62[A]) <= Ith (16.00[A]) <= Iz (26.00[A]) and If (23.20[A]) <= 1.45*Iz (37.70[A]); Uref=400V

1 2

Short circuit at terminal 1 (current flowing downstream): protected by **-QF5.1 DS201 C16/0,03-AC** — **Passed**
Protection guaranteed up to Ik LN (5.99[kA]), Ik L-PE (5.99[kA]); Uref=400V

Indirect touch at terminal 2 (current flowing downstream): protected by **-QF5.1 DS201 C16/0,03-AC** — **Passed**
Id (0.03[A]) <= Ikmin L-PE (0.43[kA]) and Td (0.04[s]) <= Max tripping time (0.40[s]); Uref=400V

1 2

Short circuit at terminal 2 (current flowing upstream): protected by

Indirect touch at terminal 1 (current flowing upstream): protected by

Protection of Lv Cables

-WC5.2 L8UP.K1.1

Load data	Phases - Distribution System		LN / TN-S (L2-N)
	Voltage	[V]	230.94
	IB (A)	[A]	9.6
	Cosphi		0.90
Cable	Cable cross-sections		3G1.5
	Conductor - Insulator		Cu / EPR/XLPE
	Length (m)	[m]	10
	Iz (A)	[A]	26.0
	dU (%)		1.00
	Work Temp (°C)	[°C]	38.2
	Power loss	[W]	24.52
	K²S²	[A2s]	45929

Protection checks

Overload: protected by **-QF5.2 DS201 C16/0,03-AC** — **Passed**
IB (9.62[A]) <= Ith (16.00[A]) <= Iz (26.00[A]) and If (23.20[A]) <= 1.45*Iz (37.70[A]); Uref=400V

Short circuit at terminal 1 (current flowing downstream): protected by **-QF5.2 DS201 C16/0,03-AC** — **Passed**
Protection guaranteed up to Ik LN (5.99[kA]), Ik L-PE (5.99[kA]); Uref=400V

Indirect touch at terminal 2 (current flowing downstream): protected by **-QF5.2 DS201 C16/0,03-AC** — **Passed**
Id (0.03[A]) <= Ikmin L-PE (0.43[kA]) and Td (0.04[s]) <= Max tripping time (0.40[s]); Uref=400V

Short circuit at terminal 2 (current flowing upstream): protected by

Indirect touch at terminal 1 (current flowing upstream): protected by

-WC5.3 L9UP.K1.1

Load data	Phases - Distribution System		LN / TN-S (L3-N)
	Voltage	[V]	230.94
	IB (A)	[A]	9.6
	Cosphi		0.90
Cable	Cable cross-sections		3G1.5
	Conductor - Insulator		Cu / EPR/XLPE
	Length (m)	[m]	10
	Iz (A)	[A]	26.0
	dU (%)		1.00
	Work Temp (°C)	[°C]	38.2
	Power loss	[W]	24.52
	K²S²	[A2s]	45929

Protection checks

Overload: protected by **-QF5.3 DS201 C16/0,03-AC** — **Passed**
IB (9.62[A]) <= Ith (16.00[A]) <= Iz (26.00[A]) and If (23.20[A]) <= 1.45*Iz (37.70[A]); Uref=400V

Short circuit at terminal 1 (current flowing downstream): protected by **-QF5.3 DS201 C16/0,03-AC** — **Passed**
Protection guaranteed up to Ik LN (5.99[kA]), Ik L-PE (5.99[kA]); Uref=400V

Indirect touch at terminal 2 (current flowing downstream): protected by **-QF5.3 DS201 C16/0,03-AC** — **Passed**
Id (0.03[A]) <= Ikmin L-PE (0.43[kA]) and Td (0.04[s]) <= Max tripping time (0.40[s]); Uref=400V

Short circuit at terminal 2 (current flowing upstream): protected by

Indirect touch at terminal 1 (current flowing upstream): protected by

-WC5.4 L10UP.K1.1

Load data	Phases - Distribution System		LN / TN-S (L1-N)
	Voltage	[V]	230.94
	IB (A)	[A]	9.6
	Cosphi		0.90
Cable	Cable cross-sections		3G1.5
	Conductor - Insulator		Cu / EPR/XLPE
	Length (m)	[m]	10
	Iz (A)	[A]	26.0
	dU (%)		1.00
	Work Temp (°C)	[°C]	38.2
	Power loss	[W]	24.52
	K²S²	[A2s]	45929

Protection checks

Overload: protected by **-QF5.4 DS201 C16/0,03-AC** — **Passed**
IB (9.62[A]) <= Ith (16.00[A]) <= Iz (26.00[A]) and If (23.20[A]) <= 1.45*Iz (37.70[A]); Uref=400V

Short circuit at terminal 1 (current flowing downstream): protected by **-QF5.4 DS201 C16/0,03-AC** — **Passed**
Protection guaranteed up to Ik LN (5.99[kA]), Ik L-PE (5.99[kA]); Uref=400V

Indirect touch at terminal 2 (current flowing downstream): protected by **-QF5.4 DS201 C16/0,03-AC** — **Passed**
Id (0.03[A]) <= Ikmin L-PE (0.43[kA]) and Td (0.04[s]) <= Max tripping time (0.40[s]); Uref=400V

Short circuit at terminal 2 (current flowing upstream): protected by

Indirect touch at terminal 1 (current flowing upstream): protected by

Protection of Lv Cables

-WC5.5 L11UP.K1.1

Load data	Phases - Distribution System		LN / TN-S (L2-N)
	Voltage	[V]	230.94
	IB (A)	[A]	9.6
	Cosphi		0.90
Cable	Cable cross-sections		3G1.5
	Conductor - Insulator		Cu / EPR/XLPE
	Length (m)	[m]	10
	Iz (A)	[A]	26.0
	dU (%)		1.00
	Work Temp (°C)	[°C]	38.2
	Power loss	[W]	24.52
	K²S²	[A2s]	45929

Protection checks

Overload: protected by **-QF5.5 DS201 C16/0,03-AC** — **Passed**
IB (9.62[A]) <= Ith (16.00[A]) <= Iz (26.00[A]) and If (23.20[A]) <= 1.45*Iz (37.70[A]); Uref=400V

Short circuit at terminal 1 (current flowing downstream): protected by **-QF5.5 DS201 C16/0,03-AC** — **Passed**
Protection guaranteed up to Ik LN (5.99[kA]), Ik L-PE (5.99[kA]); Uref=400V

Indirect touch at terminal 2 (current flowing downstream): protected by **-QF5.5 DS201 C16/0,03-AC** — **Passed**
Id (0.03[A]) <= Ikmin L-PE (0.43[kA]) and Td (0.04[s]) <= Max tripping time (0.40[s]); Uref=400V

Short circuit at terminal 2 (current flowing upstream): protected by

Indirect touch at terminal 1 (current flowing upstream): protected by

-WC5.6 L12UP.K1.1

Load data	Phases - Distribution System		LN / TN-S (L3-N)
	Voltage	[V]	230.94
	IB (A)	[A]	9.6
	Cosphi		0.90
Cable	Cable cross-sections		3G1.5
	Conductor - Insulator		Cu / EPR/XLPE
	Length (m)	[m]	10
	Iz (A)	[A]	26.0
	dU (%)		1.00
	Work Temp (°C)	[°C]	38.2
	Power loss	[W]	24.52
	K²S²	[A2s]	45929

Protection checks

Overload: protected by **-QF5.6 DS201 C16/0,03-AC** — **Passed**
IB (9.62[A]) <= Ith (16.00[A]) <= Iz (26.00[A]) and If (23.20[A]) <= 1.45*Iz (37.70[A]); Uref=400V

Short circuit at terminal 1 (current flowing downstream): protected by **-QF5.6 DS201 C16/0,03-AC** — **Passed**
Protection guaranteed up to Ik LN (5.99[kA]), Ik L-PE (5.99[kA]); Uref=400V

Indirect touch at terminal 2 (current flowing downstream): protected by **-QF5.6 DS201 C16/0,03-AC** — **Passed**
Id (0.03[A]) <= Ikmin L-PE (0.43[kA]) and Td (0.04[s]) <= Max tripping time (0.40[s]); Uref=400V

Short circuit at terminal 2 (current flowing upstream): protected by

Indirect touch at terminal 1 (current flowing upstream): protected by

-WC5.7 L13UP.K1.1

Load data	Phases - Distribution System		LN / TN-S (L1-N)
	Voltage	[V]	230.94
	IB (A)	[A]	9.6
	Cosphi		0.90
Cable	Cable cross-sections		3G1.5
	Conductor - Insulator		Cu / EPR/XLPE
	Length (m)	[m]	10
	Iz (A)	[A]	26.0
	dU (%)		1.00
	Work Temp (°C)	[°C]	38.2
	Power loss	[W]	24.52
	K²S²	[A2s]	45929

Protection checks

Overload: protected by **-QF5.7 DS201 C16/0,03-AC** — **Passed**
IB (9.62[A]) <= Ith (16.00[A]) <= Iz (26.00[A]) and If (23.20[A]) <= 1.45*Iz (37.70[A]); Uref=400V

Short circuit at terminal 1 (current flowing downstream): protected by **-QF5.7 DS201 C16/0,03-AC** — **Passed**
Protection guaranteed up to Ik LN (5.99[kA]), Ik L-PE (5.99[kA]); Uref=400V

Indirect touch at terminal 2 (current flowing downstream): protected by **-QF5.7 DS201 C16/0,03-AC** — **Passed**
Id (0.03[A]) <= Ikmin L-PE (0.43[kA]) and Td (0.04[s]) <= Max tripping time (0.40[s]); Uref=400V

Short circuit at terminal 2 (current flowing upstream): protected by

Indirect touch at terminal 1 (current flowing upstream): protected by

Protection of Lv Cables

-WC5.8 L14UP.K1.1

Load data	Phases - Distribution System		LN / TN-S (L2-N)
	Voltage	[V]	230.94
	IB (A)	[A]	9.6
	Cosphi		0.90
Cable	Cable cross-sections		3G1.5
	Conductor - Insulator		Cu / EPR/XLPE
	Length (m)	[m]	10
	Iz (A)	[A]	26.0
	dU (%)		1.00
	Work Temp (°C)	[°C]	38.2
	Power loss	[W]	24.52
	K²S²	[A2s]	45929

Protection checks

Overload: protected by **-QF5.8 DS201 C16/0,03-AC** — **Passed**
IB (9.62[A]) <= Ith (16.00[A]) <= Iz (26.00[A]) and If (23.20[A]) <= 1.45*Iz (37.70[A]); Uref=400V

1 2

Short circuit at terminal 1 (current flowing downstream): protected by **-QF5.8 DS201 C16/0,03-AC** — **Passed**
Protection guaranteed up to Ik LN (5.99[kA]), Ik L-PE (5.99[kA]); Uref=400V

Indirect touch at terminal 2 (current flowing downstream): protected by **-QF5.8 DS201 C16/0,03-AC** — **Passed**
Id (0.03[A]) <= Ikmin L-PE (0.43[kA]) and Td (0.04[s]) <= Max tripping time (0.40[s]); Uref=400V

1 2

Short circuit at terminal 2 (current flowing upstream): protected by

Indirect touch at terminal 1 (current flowing upstream): protected by

-WC5.9 L15UP.K1.1

Load data	Phases - Distribution System		LN / TN-S (L3-N)
	Voltage	[V]	230.94
	IB (A)	[A]	9.6
	Cosphi		0.90
Cable	Cable cross-sections		3G1.5
	Conductor - Insulator		Cu / EPR/XLPE
	Length (m)	[m]	10
	Iz (A)	[A]	26.0
	dU (%)		1.00
	Work Temp (°C)	[°C]	38.2
	Power loss	[W]	24.52
	K²S²	[A2s]	45929

Protection checks

Overload: protected by **-QF5.9 DS201 C16/0,03-AC** — **Passed**
IB (9.62[A]) <= Ith (16.00[A]) <= Iz (26.00[A]) and If (23.20[A]) <= 1.45*Iz (37.70[A]); Uref=400V

1 2

Short circuit at terminal 1 (current flowing downstream): protected by **-QF5.9 DS201 C16/0,03-AC** — **Passed**
Protection guaranteed up to Ik LN (5.99[kA]), Ik L-PE (5.99[kA]); Uref=400V

Indirect touch at terminal 2 (current flowing downstream): protected by **-QF5.9 DS201 C16/0,03-AC** — **Passed**
Id (0.03[A]) <= Ikmin L-PE (0.43[kA]) and Td (0.04[s]) <= Max tripping time (0.40[s]); Uref=400V

1 2

Short circuit at terminal 2 (current flowing upstream): protected by

Indirect touch at terminal 1 (current flowing upstream): protected by

-WC6.1 L16UP.K1.1

Load data	Phases - Distribution System		LN / TN-S (L1-N)
	Voltage	[V]	230.94
	IB (A)	[A]	9.6
	Cosphi		0.90
Cable	Cable cross-sections		3G1.5
	Conductor - Insulator		Cu / EPR/XLPE
	Length (m)	[m]	10
	Iz (A)	[A]	26.0
	dU (%)		1.00
	Work Temp (°C)	[°C]	38.2
	Power loss	[W]	24.52
	K²S²	[A2s]	45929

Protection checks

Overload: protected by **-QF6.1 DS201 C16/0,03-AC** — **Passed**
IB (9.62[A]) <= Ith (16.00[A]) <= Iz (26.00[A]) and If (23.20[A]) <= 1.45*Iz (37.70[A]); Uref=400V

1 2

Short circuit at terminal 1 (current flowing downstream): protected by **-QF6.1 DS201 C16/0,03-AC** — **Passed**
Protection guaranteed up to Ik LN (5.99[kA]), Ik L-PE (5.99[kA]); Uref=400V

Indirect touch at terminal 2 (current flowing downstream): protected by **-QF6.1 DS201 C16/0,03-AC** — **Passed**
Id (0.03[A]) <= Ikmin L-PE (0.43[kA]) and Td (0.04[s]) <= Max tripping time (0.40[s]); Uref=400V

1 2

Short circuit at terminal 2 (current flowing upstream): protected by

Indirect touch at terminal 1 (current flowing upstream): protected by

Protection of Lv Cables

-WC6.2 L17UP.K1.1

Load data	Phases - Distribution System		LN / TN-S (L2-N)
	Voltage	[V]	230.94
	IB (A)	[A]	9.6
	Cosphi		0.90
Cable	Cable cross-sections		3G1.5
	Conductor - Insulator		Cu / EPR/XLPE
	Length (m)	[m]	10
	Iz (A)	[A]	26.0
	dU (%)		1.00
	Work Temp (°C)	[°C]	38.2
	Power loss	[W]	24.52
	K²S²	[A2s]	45929

Protection checks

Overload: protected by **-QF6.2 DS201 C16/0,03-AC** — **Passed**
IB (9.62[A]) <= Ith (16.00[A]) <= Iz (26.00[A]) and If (23.20[A]) <= 1.45*Iz (37.70[A]); Uref=400V

Short circuit at terminal 1 (current flowing downstream): protected by **-QF6.2 DS201 C16/0,03-AC** — **Passed**
Protection guaranteed up to Ik LN (5.99[kA]), Ik L-PE (5.99[kA]); Uref=400V

Indirect touch at terminal 2 (current flowing downstream): protected by **-QF6.2 DS201 C16/0,03-AC** — **Passed**
Id (0.03[A]) <= Ikmin L-PE (0.43[kA]) and Td (0.04[s]) <= Max tripping time (0.40[s]); Uref=400V

Short circuit at terminal 2 (current flowing upstream): protected by

Indirect touch at terminal 1 (current flowing upstream): protected by

-WC6.3 RACK

Load data	Phases - Distribution System		LN / TN-S (L3-N)
	Voltage	[V]	230.94
	IB (A)	[A]	9.6
	Cosphi		0.90
Cable	Cable cross-sections		3G1.5
	Conductor - Insulator		Cu / EPR/XLPE
	Length (m)	[m]	10
	Iz (A)	[A]	26.0
	dU (%)		1.00
	Work Temp (°C)	[°C]	38.2
	Power loss	[W]	24.52
	K²S²	[A2s]	45929

Protection checks

Overload: protected by **-QF6.3 DS201 C20/0,03-AC** — **Passed**
IB (9.62[A]) <= Ith (20.00[A]) <= Iz (26.00[A]) and If (29.00[A]) <= 1.45*Iz (37.70[A]); Uref=400V

Short circuit at terminal 1 (current flowing downstream): protected by **-QF6.3 DS201 C20/0,03-AC** — **Passed**
Protection guaranteed up to Ik LN (5.99[kA]), Ik L-PE (5.99[kA]); Uref=400V

Indirect touch at terminal 2 (current flowing downstream): protected by **-QF6.3 DS201 C20/0,03-AC** — **Passed**
Id (0.03[A]) <= Ikmin L-PE (0.43[kA]) and Td (0.04[s]) <= Max tripping time (0.40[s]); Uref=400V

Short circuit at terminal 2 (current flowing upstream): protected by

Indirect touch at terminal 1 (current flowing upstream): protected by

-WC6.4 NDRICIM EMERGJENCE

Load data	Phases - Distribution System		LN / TN-S (L1-N)
	Voltage	[V]	230.94
	IB (A)	[A]	9.6
	Cosphi		0.90
Cable	Cable cross-sections		3G1.5
	Conductor - Insulator		Cu / EPR/XLPE
	Length (m)	[m]	10
	Iz (A)	[A]	26.0
	dU (%)		1.00
	Work Temp (°C)	[°C]	38.2
	Power loss	[W]	24.52
	K²S²	[A2s]	45929

Protection checks

Overload: protected by **-QF6.4 DS201 C10/0,03-AC** — **Passed**
IB (9.62[A]) <= Ith (10.00[A]) <= Iz (26.00[A]) and If (14.50[A]) <= 1.45*Iz (37.70[A]); Uref=400V

Short circuit at terminal 1 (current flowing downstream): protected by **-QF6.4 DS201 C10/0,03-AC** — **Passed**
Protection guaranteed up to Ik LN (5.99[kA]), Ik L-PE (5.99[kA]); Uref=400V

Indirect touch at terminal 2 (current flowing downstream): protected by **-QF6.4 DS201 C10/0,03-AC** — **Passed**
Id (0.03[A]) <= Ikmin L-PE (0.43[kA]) and Td (0.04[s]) <= Max tripping time (0.40[s]); Uref=400V

Short circuit at terminal 2 (current flowing upstream): protected by

Indirect touch at terminal 1 (current flowing upstream): protected by

Protection of Lv Cables

-WC6.5 REZERVE

Load data	Phases - Distribution System		LN / TN-S (L2-N)
	Voltage	[V]	230.94
	IB (A)	[A]	9.6
	Cosphi		0.90
Cable	Cable cross-sections		3G1.5
	Conductor - Insulator		Cu / EPR/XLPE
	Length (m)	[m]	10
	Iz (A)	[A]	26.0
	dU (%)		1.00
	Work Temp (°C)	[°C]	38.2
	Power loss	[W]	24.52
	K²S²	[A2s]	45929

Protection checks

Overload: protected by -QF6.5 DS201 C16/0,03-AC IB (9.62[A]) <= Ith (16.00[A]) <= Iz (26.00[A]) and If (23.20[A]) <= 1.45*Iz (37.70[A]); Uref=400V		Passed
Short circuit at terminal 1 (current flowing downstream): protected by -QF6.5 DS201 C16/0,03-AC Protection guaranteed up to Ik LN (5.99[kA]), Ik L-PE (5.99[kA]); Uref=400V	1 / 2	Passed
Indirect touch at terminal 2 (current flowing downstream): protected by -QF6.5 DS201 C16/0,03-AC Id (0.03[A]) <= Ikmin L-PE (0.43[kA]) and Td (0.04[s]) <= Max tripping time (0.40[s]); Uref=400V		Passed
Short circuit at terminal 2 (current flowing upstream): protected by	1 / 2	
Indirect touch at terminal 1 (current flowing upstream): protected by		

-WC6.6 REZERVE

Load data	Phases - Distribution System		LN / TN-S (L3-N)
	Voltage	[V]	230.94
	IB (A)	[A]	9.6
	Cosphi		0.90
Cable	Cable cross-sections		3G1.5
	Conductor - Insulator		Cu / EPR/XLPE
	Length (m)	[m]	10
	Iz (A)	[A]	26.0
	dU (%)		1.00
	Work Temp (°C)	[°C]	38.2
	Power loss	[W]	24.52
	K²S²	[A2s]	45929

Protection checks

Overload: protected by -QF6.6 DS201 C16/0,03-AC IB (9.62[A]) <= Ith (16.00[A]) <= Iz (26.00[A]) and If (23.20[A]) <= 1.45*Iz (37.70[A]); Uref=400V		Passed
Short circuit at terminal 1 (current flowing downstream): protected by -QF6.6 DS201 C16/0,03-AC Protection guaranteed up to Ik LN (5.99[kA]), Ik L-PE (5.99[kA]); Uref=400V	1 / 2	Passed
Indirect touch at terminal 2 (current flowing downstream): protected by -QF6.6 DS201 C16/0,03-AC Id (0.03[A]) <= Ikmin L-PE (0.43[kA]) and Td (0.04[s]) <= Max tripping time (0.40[s]); Uref=400V		Passed
Short circuit at terminal 2 (current flowing upstream): protected by	1 / 2	
Indirect touch at terminal 1 (current flowing upstream): protected by		

-WC6.7 REZERVE

Load data	Phases - Distribution System		LN / TN-S (L1-N)
	Voltage	[V]	230.94
	IB (A)	[A]	9.6
	Cosphi		0.90
Cable	Cable cross-sections		3G1.5
	Conductor - Insulator		Cu / EPR/XLPE
	Length (m)	[m]	10
	Iz (A)	[A]	26.0
	dU (%)		1.00
	Work Temp (°C)	[°C]	38.2
	Power loss	[W]	24.52
	K²S²	[A2s]	45929

Protection checks

Overload: protected by -QF6.7 DS201 C16/0,03-AC IB (9.62[A]) <= Ith (16.00[A]) <= Iz (26.00[A]) and If (23.20[A]) <= 1.45*Iz (37.70[A]); Uref=400V		Passed
Short circuit at terminal 1 (current flowing downstream): protected by -QF6.7 DS201 C16/0,03-AC Protection guaranteed up to Ik LN (5.99[kA]), Ik L-PE (5.99[kA]); Uref=400V	1 / 2	Passed
Indirect touch at terminal 2 (current flowing downstream): protected by -QF6.7 DS201 C16/0,03-AC Id (0.03[A]) <= Ikmin L-PE (0.43[kA]) and Td (0.04[s]) <= Max tripping time (0.40[s]); Uref=400V		Passed
Short circuit at terminal 2 (current flowing upstream): protected by	1 / 2	
Indirect touch at terminal 1 (current flowing upstream): protected by		

Protection of Lv Cables

-WC6.8 REZERVE

Load data	Phases - Distribution System		LN / TN-S (L2-N)
	Voltage	[V]	230.94
	IB (A)	[A]	9.6
	Cosphi		0.90
Cable	Cable cross-sections		3G1.5
	Conductor - Insulator		Cu / EPR/XLPE
	Length (m)	[m]	10
	Iz (A)	[A]	26.0
	dU (%)		1.00
	Work Temp (°C)	[°C]	38.2
	Power loss	[W]	24.52
	K²S²	[A2s]	45929

Protection checks

	Overload: protected by **-QF6.8 DS201 C10/0,03-AC** IB (9.62[A]) <= Ith (10.00[A]) <= Iz (26.00[A]) and If (14.50[A]) <= 1.45*Iz (37.70[A]); Uref=400V	**Passed**
1 2	**Short circuit at terminal 1 (current flowing downstream): protected by** **-QF6.8 DS201 C10/0,03-AC** Protection guaranteed up to Ik LN (5.99[kA]), Ik L-PE (5.99[kA]); Uref=400V	**Passed**
	Indirect touch at terminal 2 (current flowing downstream): protected by **-QF6.8 DS201 C10/0,03-AC** Id (0.03[A]) <= Ikmin L-PE (0.43[kA]) and Td (0.04[s]) <= Max tripping time (0.40[s]); Uref=400V	**Passed**
1 2	**Short circuit at terminal 2 (current flowing upstream): protected by**	
	Indirect touch at terminal 1 (current flowing upstream): protected by	

-WC6.9 REZERVE

Load data	Phases - Distribution System		LN / TN-S (L3-N)
	Voltage	[V]	230.94
	IB (A)	[A]	9.6
	Cosphi		0.90
Cable	Cable cross-sections		3G1.5
	Conductor - Insulator		Cu / EPR/XLPE
	Length (m)	[m]	10
	Iz (A)	[A]	26.0
	dU (%)		1.00
	Work Temp (°C)	[°C]	38.2
	Power loss	[W]	24.52
	K²S²	[A2s]	45929

Protection checks

	Overload: protected by **-QF6.9 DS201 C10/0,03-AC** IB (9.62[A]) <= Ith (10.00[A]) <= Iz (26.00[A]) and If (14.50[A]) <= 1.45*Iz (37.70[A]); Uref=400V	**Passed**
1 2	**Short circuit at terminal 1 (current flowing downstream): protected by** **-QF6.9 DS201 C10/0,03-AC** Protection guaranteed up to Ik LN (5.99[kA]), Ik L-PE (5.99[kA]); Uref=400V	**Passed**
	Indirect touch at terminal 2 (current flowing downstream): protected by **-QF6.9 DS201 C10/0,03-AC** Id (0.03[A]) <= Ikmin L-PE (0.43[kA]) and Td (0.04[s]) <= Max tripping time (0.40[s]); Uref=400V	**Passed**
1 2	**Short circuit at terminal 2 (current flowing upstream): protected by**	
	Indirect touch at terminal 1 (current flowing upstream): protected by	

Load data	Phases - Distribution System		
	Voltage	[V]	
	IB (A)	[A]	
	Cosphi		
Cable	Cable cross-sections		
	Conductor - Insulator		
	Length (m)	[m]	
	Iz (A)	[A]	
	dU (%)		
	Work Temp (°C)	[°C]	
	Power loss	[W]	
	K²S²	[A2s]	

Protection checks

	Overload: protected by	
1 2	**Short circuit at terminal 1 (current flowing downstream): protected by**	
	Indirect touch at terminal 2 (current flowing downstream): protected by	
1 2	**Short circuit at terminal 2 (current flowing upstream): protected by**	
	Indirect touch at terminal 1 (current flowing upstream): protected by	

List of LV devices

Sign	Part code	Type	RCD code	RCD type	User description 1	User description 2
-QF1.3	2CDS274001R0404	S204M-C40			KRYESORI	
-QF1.4	2CSR255040R1164	DS201 C16/0,03-AC			L1PRR.K1.1	
-QF1.5	2CSR255040R1164	DS201 C16/0,03-AC			L2PRR.K1.1	
-QF1.6	2CSR255040R1164	DS201 C16/0,03-AC			L3PRR.K1.1	
-QF1.7	2CSR255040R1164	DS201 C16/0,03-AC			L5PRR.K1.1	
-QF1.8	2CSR255040R1164	DS201 C16/0,03-AC			L2PRR.K1.1	
-QF1.9	2CSR255040R1164	DS201 C16/0,03-AC			L6PRR.K1.1	
-QF2.1	2CSR255040R1164	DS201 C16/0,03-AC			L7PRR.K1.1	
-QF2.2	2CSR255040R1164	DS201 C16/0,03-AC			L8PRR.K1.1	
-QF2.3	2CSR255040R1104	DS201 C10/0,03-AC			L1NRR.K1.1	
-QF2.4	2CSR255040R1104	DS201 C10/0,03-AC			L2NRR.K1.1	
-QF2.5	2CSR255040R1104	DS201 C10/0,03-AC			L3NRR.K1.1	
-QF2.6	2CSR255040R1104	DS201 C10/0,03-AC			L4NRR.K1.1	
-QF2.7	2CSR255040R1104	DS201 C10/0,03-AC			L5NRR.K1.1	
-QF2.8	2CSR255040R1104	DS201 C10/0,03-AC			L6NRR.K1.1	
-QF2.9	2CSR255040R1104	DS201 C10/0,03-AC			L7NRR.K1.1	
-QF3.2	2CSR255040R1104	DS201 C10/0,03-AC			L8NRR.K1.1	
-QF3.3	2CSR255040R1164	DS201 C16/0,03-AC			REZERVE	
-QF3.4	2CSR255040R1164	DS201 C16/0,03-AC			REZERVE	
-QF3.5	2CSR255040R1104	DS201 C10/0,03-AC			REZERVE	
-QF3.6	2CSR255040R1104	DS201 C10/0,03-AC			REZERVE	
-QF4.3	2CDS274001R0634	S204M-C63			KRYESORI	UPS
-QF4.4	2CSR255040R1164	DS201 C16/0,03-AC			L1UP.K1.1	
-QF4.5	2CSR255040R1164	DS201 C16/0,03-AC			L2UP.K1.1	
-QF4.6	2CSR255040R1164	DS201 C16/0,03-AC			L3UP.K1.1	
-QF4.7	2CSR255040R1164	DS201 C16/0,03-AC			L4UP.K1.1	
-QF4.8	2CSR255040R1164	DS201 C16/0,03-AC			L5UP.K1.1	
-QF4.9	2CSR255040R1164	DS201 C16/0,03-AC			L6UP.K1.1	
-QF5.1	2CSR255040R1164	DS201 C16/0,03-AC			L7UP.K1.1	
-QF5.2	2CSR255040R1164	DS201 C16/0,03-AC			L8UP.K1.1	
-QF5.3	2CSR255040R1164	DS201 C16/0,03-AC			L9UP.K1.1	
-QF5.4	2CSR255040R1164	DS201 C16/0,03-AC			L10UP.K1.1	
-QF5.5	2CSR255040R1164	DS201 C16/0,03-AC			L11UP.K1.1	
-QF5.6	2CSR255040R1164	DS201 C16/0,03-AC			L12UP.K1.1	
-QF5.7	2CSR255040R1164	DS201 C16/0,03-AC			L13UP.K1.1	
-QF5.8	2CSR255040R1164	DS201 C16/0,03-AC			L14UP.K1.1	
-QF5.9	2CSR255040R1164	DS201 C16/0,03-AC			L15UP.K1.1	
-QF6.1	2CSR255040R1164	DS201 C16/0,03-AC			L16UP.K1.1	
-QF6.2	2CSR255040R1164	DS201 C16/0,03-AC			L17UP.K1.1	
-QF6.3	2CSR255040R1204	DS201 C20/0,03-AC			RACK	
-QF6.4	2CSR255040R1104	DS201 C10/0,03-AC			NDRICIM	EMERGJENCE
-QF6.5	2CSR255040R1164	DS201 C16/0,03-AC			REZERVE	
-QF6.6	2CSR255040R1164	DS201 C16/0,03-AC			REZERVE	
-QF6.7	2CSR255040R1164	DS201 C16/0,03-AC			REZERVE	
-QF6.8	2CSR255040R1104	DS201 C10/0,03-AC			REZERVE	
-QF6.9	2CSR255040R1104	DS201 C10/0,03-AC			REZERVE	

Report of LV circuit breakers

Circuit Breaker						Thermomagnetic	Electronic												RCB device	
Sign	Enclosure	Poles	In (A)	Icu-Icn (kA)	Ics (kA)	Thermal (A)	L	I1	S	I2	S2	I2-2	I	G	I4	R	I5	InN/In (%)	Id (A)	Td (s)
Type			User description 1			Magnetic (A)	Curve L	t1	Curve S	t2	Curve S2	t2-2	I3	Curve G	t4		t5		RCB type	
-QF1.3	Switchboard1	4P	40	15.0	11.2	40.0														
S204M-C40			KRYESORI			400.0														
-QF1.4	Switchboard1	1P+N	16	10.0	6.0	16.0													0.030	0.040
DS201 C16/0,03-AC			L1PRR.K1.1			160.0														
-QF1.5	Switchboard1	1P+N	16	10.0	6.0	16.0													0.030	0.040
DS201 C16/0,03-AC			L2PRR.K1.1			160.0														
-QF1.6	Switchboard1	1P+N	16	10.0	6.0	16.0													0.030	0.040
DS201 C16/0,03-AC			L3PRR.K1.1			160.0														
-QF1.7	Switchboard1	1P+N	16	10.0	0.0	16.0													0.030	0.040
DS201 C16/0,03-AC			L5PRR.K1.1			160.0														
-QF1.8	Switchboard1	1P+N	16	10.0	6.0	16.0													0.030	0.040
DS201 C16/0,03-AC			L2PRR.K1.1			160.0														
-QF1.9	Switchboard1	1P+N	16	10.0	0.0	16.0													0.030	0.040
DS201 C16/0,03-AC			L6PRR.K1.1			160.0														
-QF2.1	Switchboard1	1P+N	16	10.0	0.0	16.0													0.030	0.040
DS201 C16/0,03-AC			L7PRR.K1.1			160.0														
-QF2.2	Switchboard1	1P+N	16	10.0	0.0	16.0													0.030	0.040
DS201 C16/0,03-AC			L8PRR.K1.1			160.0														
-QF2.3	Switchboard1	1P+N	10	10.0	6.0	10.0													0.030	0.040
DS201 C10/0,03-AC			L1NRR.K1.1			100.0														

Rev. n°1			Date:			Description	Customer:			Drawing number:
Rev. n°2			Drafter:				Project:			
Rev. n°3			Design.:				File:		Sheet: 1	Next sheet: 2 / Sheets: 5
REVISIONS	Date:	Signatures	Approval:				Serial:			

Report of LV circuit breakers

Circuit Breaker						Thermomagnetic	Electronic												RCB device	
Sign	Enclosure	Poles	In (A)	Icu-Icn (kA)	Ics (kA)	Thermal (A)	L	I1	S	I2	S2	I2-2	I	G	I4	R	I5	InN/In (%)	Id (A)	Td (s)
Type			User description 1			Magnetic (A)	Curve L	t1	Curve S	t2	Curve S2	t2-2	I3	Curve G	t4		t5		RCB type	
-QF2.4	Switchboard1	1P+N	10	10.0	6.0	10.0													0.030	0.040
DS201 C10/0,03-AC			L2NRR.K1.1			100.0														
-QF2.5	Switchboard1	1P+N	10	10.0	6.0	10.0													0.030	0.040
DS201 C10/0,03-AC			L3NRR.K1.1			100.0														
-QF2.6	Switchboard1	1P+N	10	10.0	6.0	10.0													0.030	0.040
DS201 C10/0,03-AC			L4NRR.K1.1			100.0														
-QF2.7	Switchboard1	1P+N	10	10.0	6.0	10.0													0.030	0.040
DS201 C10/0,03-AC			L5NRR.K1.1			100.0														
-QF2.8	Switchboard1	1P+N	10	10.0	6.0	10.0													0.030	0.040
DS201 C10/0,03-AC			L6NRR.K1.1			100.0														
-QF2.9	Switchboard1	1P+N	10	10.0	6.0	10.0													0.030	0.040
DS201 C10/0,03-AC			L7NRR.K1.1			100.0														
-QF3.2	Switchboard1	1P+N	10	10.0	6.0	10.0													0.030	0.040
DS201 C10/0,03-AC			L8NRR.K1.1			100.0														
-QF3.3	Switchboard1	1P+N	16	10.0	0.0	16.0													0.030	0.040
DS201 C16/0,03-AC			REZERVE			160.0														
-QF3.4	Switchboard1	1P+N	16	10.0	0.0	16.0													0.030	0.040
DS201 C16/0,03-AC			REZERVE			160.0														
-QF3.5	Switchboard1	1P+N	10	10.0	6.0	10.0													0.030	0.040
DS201 C10/0,03-AC			REZERVE			100.0														

Rev. n°1			Date:		Description	Customer:			Drawing number:	
Rev. n°2			Drafter:			Project:				
Rev. n°3			Design.:			File:		Sheet: 2	Next sheet: 3	Sheets: 5
REVISIONS	Date:	Signatures	Approval:			Serial:				

Report of LV circuit breakers

Circuit Breaker						Thermomagnetic	Electronic												RCB device	
Sign	Enclosure	Poles	In (A)	Icu-Icn (kA)	Ics (kA)	Thermal (A)	L	I1	S	I2	S2	I2-2	I	G	I4	R	I5	InN/In (%)	Id (A)	Td (s)
Type			User description 1			Magnetic (A)	Curve L	t1	Curve S	t2	Curve S2	t2-2	I3	Curve G	t4		t5		RCB type	
-QF3.6	Switchboard1	1P+N	10	10.0	6.0	10.0													0.030	0.040
DS201 C10/0,03-AC			REZERVE			100.0														
-QF4.3	Switchboard1	4P	63	15.0	11.2	63.0														
S204M-C63			KRYESORI			630.0														
-QF4.4	Switchboard1	1P+N	16	10.0	0.0	16.0													0.030	0.040
DS201 C16/0,03-AC			L1UP.K1.1			160.0														
-QF4.5	Switchboard1	1P+N	16	10.0	0.0	16.0													0.030	0.040
DS201 C16/0,03-AC			L2UP.K1.1			160.0														
-QF4.6	Switchboard1	1P+N	16	10.0	0.0	16.0													0.030	0.040
DS201 C16/0,03-AC			L3UP.K1.1			160.0														
-QF4.7	Switchboard1	1P+N	16	10.0	0.0	16.0													0.030	0.040
DS201 C16/0,03-AC			L4UP.K1.1			160.0														
-QF4.8	Switchboard1	1P+N	16	10.0	0.0	16.0													0.030	0.040
DS201 C16/0,03-AC			L5UP.K1.1			160.0														
-QF4.9	Switchboard1	1P+N	16	10.0	0.0	16.0													0.030	0.040
DS201 C16/0,03-AC			L6UP.K1.1			160.0														
-QF5.1	Switchboard1	1P+N	16	10.0	0.0	16.0													0.030	0.040
DS201 C16/0,03-AC			L7UP.K1.1			160.0														
-QF5.2	Switchboard1	1P+N	16	10.0	0.0	16.0													0.030	0.040
DS201 C16/0,03-AC			L8UP.K1.1			160.0														

Rev. n°1			Date:		Description	Customer:			Drawing number:	
Rev. n°2			Drafter:			Project:				
Rev. n°3			Design.:			File:		Sheet: 3	Next sheet: 4	Sheets: 5
REVISIONS	Date:	Signatures	Approval:			Serial:				

Report of LV circuit breakers

Circuit Breaker						Thermomagnetic	Electronic												RCB device	
Sign	Enclosure	Poles	In (A)	Icu-Icn (kA)	Ics (kA)	Thermal (A)	L	I1	S	I2	S2	I2-2	I	G	I4	R	I5	InN/In (%)	Id (A)	Td (s)
Type			User description 1			Magnetic (A)	Curve L	t1	Curve S	t2	Curve S2	t2-2	I3	Curve G	t4		t5		RCB type	
-QF5.3	Switchboard1	1P+N	16	10.0	0.0	16.0													0.030	0.040
DS201 C16/0,03-AC			L9UP.K1.1			160.0														
-QF5.4	Switchboard1	1P+N	16	10.0	0.0	16.0													0.030	0.040
DS201 C16/0,03-AC			L10UP.K1.1			160.0														
-QF5.5	Switchboard1	1P+N	16	10.0	0.0	16.0													0.030	0.040
DS201 C16/0,03-AC			L11UP.K1.1			160.0														
-QF5.6	Switchboard1	1P+N	16	10.0	0.0	16.0													0.030	0.040
DS201 C16/0,03-AC			L12UP.K1.1			160.0														
-QF5.7	Switchboard1	1P+N	16	10.0	0.0	16.0													0.030	0.040
DS201 C16/0,03-AC			L13UP.K1.1			160.0														
-QF5.8	Switchboard1	1P+N	16	10.0	0.0	16.0													0.030	0.040
DS201 C16/0,03-AC			L14UP.K1.1			160.0														
-QF5.9	Switchboard1	1P+N	16	10.0	0.0	16.0													0.030	0.040
DS201 C16/0,03-AC			L15UP.K1.1			160.0														
-QF6.1	Switchboard1	1P+N	16	10.0	0.0	16.0													0.030	0.040
DS201 C16/0,03-AC			L16UP.K1.1			160.0														
-QF6.2	Switchboard1	1P+N	16	10.0	0.0	16.0													0.030	0.040
DS201 C16/0,03-AC			L17UP.K1.1			160.0														
-QF6.3	Switchboard1	1P+N	20	10.0	6.0	20.0													0.030	0.040
DS201 C20/0,03-AC			RACK			200.0														

Rev. n°1			Date:		Description	Customer:			Drawing number:	
Rev. n°2			Drafter:			Project:				
Rev. n°3			Design.:			File:		Sheet: 4	Next sheet: 5	Sheets: 5
REVISIONS	Date:	Signatures	Approval:			Serial:				

Report of LV circuit breakers

Circuit Breaker						Thermomagnetic	Electronic												RCB device	
Sign	Enclosure	Poles	In (A)	Icu-Icn (kA)	Ics (kA)	Thermal (A)	L	I1	S	I2	S2	I2-2	I	G	I4	R	I5	InN/In (%)	Id (A)	Td (s)
Type			User description 1			Magnetic (A)	Curve L	t1	Curve S	t2	Curve S2	t2-2	I3	Curve G	t4		t5		RCB type	
-QF6.4	Switchboard1	1P+N	10	10.0	6.0	10.0													0.030	0.040
DS201 C10/0,03-AC			NDRICIM			100.0														
-QF6.5	Switchboard1	1P+N	16	10.0	0.0	16.0													0.030	0.040
DS201 C16/0,03-AC			REZERVE			160.0														
-QF6.6	Switchboard1	1P+N	16	10.0	0.0	16.0													0.030	0.040
DS201 C16/0,03-AC			REZERVE			160.0														
-QF6.7	Switchboard1	1P+N	16	10.0	0.0	16.0													0.030	0.040
DS201 C16/0,03-AC			REZERVE			160.0														
-QF6.8	Switchboard1	1P+N	10	10.0	6.0	10.0													0.030	0.040
DS201 C10/0,03-AC			REZERVE			100.0														
-QF6.9	Switchboard1	1P+N	10	10.0	6.0	10.0													0.030	0.040
DS201 C10/0,03-AC			REZERVE			100.0														

Rev. n°1			Date:			Description	Customer:			Drawing number:
Rev. n°2			Drafter:				Project:			
Rev. n°3			Design.:				File:		Sheet: 5	Next sheet: Sheets: 5
REVISIONS	Date:	Signatures	Approval:				Serial:			

List of Lv Cables

-WC1.4 L1PRR.K1.1

Phases - Distribution System		LN / TN-S (L1-N)	IB L1	[A]	9.6	R Ph 20°C	[mOhm]	123.40
Voltage	[V]	230.94	IB L2	[A]		R Ph 160-250°C	[mOhm]	236.93
Cable cross-sections		3G1.5	IB L3	[A]		X Ph	[mOhm]	1.08
Conductor - Insulator		Cu / EPR/XLPE	IB N	[A]	9.6	R N 20°C	[mOhm]	123.40
Method		13	Cosphi		0.90	R N 160-250°C	[mOhm]	236.93
K factor		1.00	Iz (A)	[A]	26.0	X N	[mOhm]	1.08
Length (m)	[m]	10	dU (%)	[%]	1.00	R PE 20°C	[mOhm]	123.40
Ib max (kA)	[kA]	6.00	Power Loss (W)	[W]	24.5	R PE 160-250°C	[mOhm]	236.93
Ib min (kA)	[kA]	0.43	Work Temp (°C)	[°C]	38.2	X PE	[mOhm]	1.08

-WC1.5 L2PRR.K1.1

Phases - Distribution System		LN / TN-S (L2-N)	IB L1	[A]		R Ph 20°C	[mOhm]	123.40
Voltage	[V]	230.94	IB L2	[A]	9.6	R Ph 160-250°C	[mOhm]	236.93
Cable cross-sections		3G1.5	IB L3	[A]		X Ph	[mOhm]	1.08
Conductor - Insulator		Cu / EPR/XLPE	IB N	[A]	9.6	R N 20°C	[mOhm]	123.40
Method		13	Cosphi		0.90	R N 160-250°C	[mOhm]	236.93
K factor		1.00	Iz (A)	[A]	26.0	X N	[mOhm]	1.08
Length (m)	[m]	10	dU (%)	[%]	1.00	R PE 20°C	[mOhm]	123.40
Ib max (kA)	[kA]	6.00	Power Loss (W)	[W]	24.5	R PE 160-250°C	[mOhm]	236.93
Ib min (kA)	[kA]	0.43	Work Temp (°C)	[°C]	38.2	X PE	[mOhm]	1.08

-WC1.6 L3PRR.K1.1

Phases - Distribution System		LN / TN-S (L3-N)	IB L1	[A]		R Ph 20°C	[mOhm]	123.40
Voltage	[V]	230.94	IB L2	[A]		R Ph 160-250°C	[mOhm]	236.93
Cable cross-sections		3G1.5	IB L3	[A]	9.6	X Ph	[mOhm]	1.08
Conductor - Insulator		Cu / EPR/XLPE	IB N	[A]	9.6	R N 20°C	[mOhm]	123.40
Method		13	Cosphi		0.90	R N 160-250°C	[mOhm]	236.93
K factor		1.00	Iz (A)	[A]	26.0	X N	[mOhm]	1.08
Length (m)	[m]	10	dU (%)	[%]	1.00	R PE 20°C	[mOhm]	123.40
Ib max (kA)	[kA]	6.00	Power Loss (W)	[W]	24.5	R PE 160-250°C	[mOhm]	236.93
Ib min (kA)	[kA]	0.43	Work Temp (°C)	[°C]	38.2	X PE	[mOhm]	1.08

-WC1.7 L5PRR.K1.1

Phases - Distribution System		LN / TN-S (L1-N)	IB L1	[A]	9.6	R Ph 20°C	[mOhm]	123.40
Voltage	[V]	230.94	IB L2	[A]		R Ph 160-250°C	[mOhm]	236.93
Cable cross-sections		3G1.5	IB L3	[A]		X Ph	[mOhm]	1.08
Conductor - Insulator		Cu / EPR/XLPE	IB N	[A]	9.6	R N 20°C	[mOhm]	123.40
Method		13	Cosphi		0.90	R N 160-250°C	[mOhm]	236.93
K factor		1.00	Iz (A)	[A]	26.0	X N	[mOhm]	1.08
Length (m)	[m]	10	dU (%)	[%]	1.00	R PE 20°C	[mOhm]	123.40
Ib max (kA)	[kA]	6.00	Power Loss (W)	[W]	24.5	R PE 160-250°C	[mOhm]	236.93
Ib min (kA)	[kA]	0.43	Work Temp (°C)	[°C]	38.2	X PE	[mOhm]	1.08

List of Lv Cables

-WC1.8 L2PRR.K1.1

Phases - Distribution System		LN / TN-S (L2-N)	IB L1	[A]		R Ph 20°C	[mOhm]	123.40
Voltage	[V]	230.94	IB L2	[A]	9.6	R Ph 160-250°C	[mOhm]	236.93
Cable cross-sections		3G1.5	IB L3	[A]		X Ph	[mOhm]	1.08
Conductor - Insulator		Cu / EPR/XLPE	IB N	[A]	9.6	R N 20°C	[mOhm]	123.40
Method		13	Cosphi		0.90	R N 160-250°C	[mOhm]	236.93
K factor		1.00	Iz (A)	[A]	26.0	X N	[mOhm]	1.08
Length (m)	[m]	10	dU (%)	[%]	1.00	R PE 20°C	[mOhm]	123.40
Ib max (kA)	[kA]	6.00	Power Loss (W)	[W]	24.5	R PE 160-250°C	[mOhm]	236.93
Ib min (kA)	[kA]	0.43	Work Temp (°C)	[°C]	38.2	X PE	[mOhm]	1.08

-WC1.9 L6PRR.K1.1

Phases - Distribution System		LN / TN-S (L3-N)	IB L1	[A]		R Ph 20°C	[mOhm]	123.40
Voltage	[V]	230.94	IB L2	[A]		R Ph 160-250°C	[mOhm]	236.93
Cable cross-sections		3G1.5	IB L3	[A]	9.6	X Ph	[mOhm]	1.08
Conductor - Insulator		Cu / EPR/XLPE	IB N	[A]	9.6	R N 20°C	[mOhm]	123.40
Method		13	Cosphi		0.90	R N 160-250°C	[mOhm]	236.93
K factor		1.00	Iz (A)	[A]	26.0	X N	[mOhm]	1.08
Length (m)	[m]	10	dU (%)	[%]	1.00	R PE 20°C	[mOhm]	123.40
Ib max (kA)	[kA]	6.00	Power Loss (W)	[W]	24.5	R PE 160-250°C	[mOhm]	236.93
Ib min (kA)	[kA]	0.43	Work Temp (°C)	[°C]	38.2	X PE	[mOhm]	1.08

-WC2.1 L7PRR.K1.1

Phases - Distribution System		LN / TN-S (L1-N)	IB L1	[A]	9.6	R Ph 20°C	[mOhm]	123.40
Voltage	[V]	230.94	IB L2	[A]		R Ph 160-250°C	[mOhm]	236.93
Cable cross-sections		3G1.5	IB L3	[A]		X Ph	[mOhm]	1.08
Conductor - Insulator		Cu / EPR/XLPE	IB N	[A]	9.6	R N 20°C	[mOhm]	123.40
Method		13	Cosphi		0.90	R N 160-250°C	[mOhm]	236.93
K factor		1.00	Iz (A)	[A]	26.0	X N	[mOhm]	1.08
Length (m)	[m]	10	dU (%)	[%]	1.00	R PE 20°C	[mOhm]	123.40
Ib max (kA)	[kA]	6.00	Power Loss (W)	[W]	24.5	R PE 160-250°C	[mOhm]	236.93
Ib min (kA)	[kA]	0.43	Work Temp (°C)	[°C]	38.2	X PE	[mOhm]	1.08

-WC2.2 L8PRR.K1.1

Phases - Distribution System		LN / TN-S (L2-N)	IB L1	[A]		R Ph 20°C	[mOhm]	123.40
Voltage	[V]	230.94	IB L2	[A]	9.6	R Ph 160-250°C	[mOhm]	236.93
Cable cross-sections		3G1.5	IB L3	[A]		X Ph	[mOhm]	1.08
Conductor - Insulator		Cu / EPR/XLPE	IB N	[A]	9.6	R N 20°C	[mOhm]	123.40
Method		13	Cosphi		0.90	R N 160-250°C	[mOhm]	236.93
K factor		1.00	Iz (A)	[A]	26.0	X N	[mOhm]	1.08
Length (m)	[m]	10	dU (%)	[%]	1.00	R PE 20°C	[mOhm]	123.40
Ib max (kA)	[kA]	6.00	Power Loss (W)	[W]	24.5	R PE 160-250°C	[mOhm]	236.93
Ib min (kA)	[kA]	0.43	Work Temp (°C)	[°C]	38.2	X PE	[mOhm]	1.08

List of Lv Cables

-WC2.3 L1NRR.K1.1

Phases - Distribution System		LN / TN-S (L3-N)	IB L1	[A]		R Ph 20°C	[mOhm]	123.40
Voltage	[V]	230.94	IB L2	[A]		R Ph 160-250°C	[mOhm]	236.93
Cable cross-sections		3G1.5	IB L3	[A]	9.6	X Ph	[mOhm]	1.08
Conductor - Insulator		Cu / EPR/XLPE	IB N	[A]	9.6	R N 20°C	[mOhm]	123.40
Method		13	Cosphi		0.90	R N 160-250°C	[mOhm]	236.93
K factor		1.00	Iz (A)	[A]	26.0	X N	[mOhm]	1.08
Length (m)	[m]	10	dU (%)	[%]	1.00	R PE 20°C	[mOhm]	123.40
Ib max (kA)	[kA]	6.00	Power Loss (W)	[W]	24.5	R PE 160-250°C	[mOhm]	236.93
Ib min (kA)	[kA]	0.43	Work Temp (°C)	[°C]	38.2	X PE	[mOhm]	1.08

-WC2.4 L2NRR.K1.1

Phases - Distribution System		LN / TN-S (L1-N)	IB L1	[A]	9.6	R Ph 20°C	[mOhm]	123.40
Voltage	[V]	230.94	IB L2	[A]		R Ph 160-250°C	[mOhm]	236.93
Cable cross-sections		3G1.5	IB L3	[A]		X Ph	[mOhm]	1.08
Conductor - Insulator		Cu / EPR/XLPE	IB N	[A]	9.6	R N 20°C	[mOhm]	123.40
Method		13	Cosphi		0.90	R N 160-250°C	[mOhm]	236.93
K factor		1.00	Iz (A)	[A]	26.0	X N	[mOhm]	1.08
Length (m)	[m]	10	dU (%)	[%]	1.00	R PE 20°C	[mOhm]	123.40
Ib max (kA)	[kA]	6.00	Power Loss (W)	[W]	24.5	R PE 160-250°C	[mOhm]	236.93
Ib min (kA)	[kA]	0.43	Work Temp (°C)	[°C]	38.2	X PE	[mOhm]	1.08

-WC2.5 L3NRR.K1.1

Phases - Distribution System		LN / TN-S (L2-N)	IB L1	[A]		R Ph 20°C	[mOhm]	123.40
Voltage	[V]	230.94	IB L2	[A]	9.6	R Ph 160-250°C	[mOhm]	236.93
Cable cross-sections		3G1.5	IB L3	[A]		X Ph	[mOhm]	1.08
Conductor - Insulator		Cu / EPR/XLPE	IB N	[A]	9.6	R N 20°C	[mOhm]	123.40
Method		13	Cosphi		0.90	R N 160-250°C	[mOhm]	236.93
K factor		1.00	Iz (A)	[A]	26.0	X N	[mOhm]	1.08
Length (m)	[m]	10	dU (%)	[%]	1.00	R PE 20°C	[mOhm]	123.40
Ib max (kA)	[kA]	6.00	Power Loss (W)	[W]	24.5	R PE 160-250°C	[mOhm]	236.93
Ib min (kA)	[kA]	0.43	Work Temp (°C)	[°C]	38.2	X PE	[mOhm]	1.08

-WC2.6 L4NRR.K1.1

Phases - Distribution System		LN / TN-S (L3-N)	IB L1	[A]		R Ph 20°C	[mOhm]	123.40
Voltage	[V]	230.94	IB L2	[A]		R Ph 160-250°C	[mOhm]	236.93
Cable cross-sections		3G1.5	IB L3	[A]	9.6	X Ph	[mOhm]	1.08
Conductor - Insulator		Cu / EPR/XLPE	IB N	[A]	9.6	R N 20°C	[mOhm]	123.40
Method		13	Cosphi		0.90	R N 160-250°C	[mOhm]	236.93
K factor		1.00	Iz (A)	[A]	26.0	X N	[mOhm]	1.08
Length (m)	[m]	10	dU (%)	[%]	1.00	R PE 20°C	[mOhm]	123.40
Ib max (kA)	[kA]	6.00	Power Loss (W)	[W]	24.5	R PE 160-250°C	[mOhm]	236.93
Ib min (kA)	[kA]	0.43	Work Temp (°C)	[°C]	38.2	X PE	[mOhm]	1.08

List of Lv Cables

-WC2.7 L5NRR.K1.1

Phases - Distribution System		LN / TN-S (L1-N)	IB L1	[A]	9.6	R Ph 20°C	[mOhm]	123.40
Voltage	[V]	230.94	IB L2	[A]		R Ph 160-250°C	[mOhm]	236.93
Cable cross-sections		3G1.5	IB L3	[A]		X Ph	[mOhm]	1.08
Conductor - Insulator		Cu / EPR/XLPE	IB N	[A]	9.6	R N 20°C	[mOhm]	123.40
Method		13	Cosphi		0.90	R N 160-250°C	[mOhm]	236.93
K factor		1.00	Iz (A)	[A]	26.0	X N	[mOhm]	1.08
Length (m)	[m]	10	dU (%)	[%]	1.00	R PE 20°C	[mOhm]	123.40
Ib max (kA)	[kA]	6.00	Power Loss (W)	[W]	24.5	R PE 160-250°C	[mOhm]	236.93
Ib min (kA)	[kA]	0.43	Work Temp (°C)	[°C]	38.2	X PE	[mOhm]	1.08

-WC2.8 L6NRR.K1.1

Phases - Distribution System		LN / TN-S (L2-N)	IB L1	[A]		R Ph 20°C	[mOhm]	123.40
Voltage	[V]	230.94	IB L2	[A]	9.6	R Ph 160-250°C	[mOhm]	236.93
Cable cross-sections		3G1.5	IB L3	[A]		X Ph	[mOhm]	1.08
Conductor - Insulator		Cu / EPR/XLPE	IB N	[A]	9.6	R N 20°C	[mOhm]	123.40
Method		13	Cosphi		0.90	R N 160-250°C	[mOhm]	236.93
K factor		1.00	Iz (A)	[A]	26.0	X N	[mOhm]	1.08
Length (m)	[m]	10	dU (%)	[%]	1.00	R PE 20°C	[mOhm]	123.40
Ib max (kA)	[kA]	6.00	Power Loss (W)	[W]	24.5	R PE 160-250°C	[mOhm]	236.93
Ib min (kA)	[kA]	0.43	Work Temp (°C)	[°C]	38.2	X PE	[mOhm]	1.08

-WC2.9 L7NRR.K1.1

Phases - Distribution System		LN / TN-S (L3-N)	IB L1	[A]		R Ph 20°C	[mOhm]	123.40
Voltage	[V]	230.94	IB L2	[A]		R Ph 160-250°C	[mOhm]	236.93
Cable cross-sections		3G1.5	IB L3	[A]	9.6	X Ph	[mOhm]	1.08
Conductor - Insulator		Cu / EPR/XLPE	IB N	[A]	9.6	R N 20°C	[mOhm]	123.40
Method		13	Cosphi		0.90	R N 160-250°C	[mOhm]	236.93
K factor		1.00	Iz (A)	[A]	26.0	X N	[mOhm]	1.08
Length (m)	[m]	10	dU (%)	[%]	1.00	R PE 20°C	[mOhm]	123.40
Ib max (kA)	[kA]	5.99	Power Loss (W)	[W]	24.5	R PE 160-250°C	[mOhm]	236.93
Ib min (kA)	[kA]	0.43	Work Temp (°C)	[°C]	38.2	X PE	[mOhm]	1.08

-WC3.2 L8NRR.K1.1

Phases - Distribution System		LN / TN-S (L1-N)	IB L1	[A]	9.6	R Ph 20°C	[mOhm]	123.40
Voltage	[V]	230.94	IB L2	[A]		R Ph 160-250°C	[mOhm]	236.93
Cable cross-sections		3G1.5	IB L3	[A]		X Ph	[mOhm]	1.08
Conductor - Insulator		Cu / EPR/XLPE	IB N	[A]	9.6	R N 20°C	[mOhm]	123.40
Method		13	Cosphi		0.90	R N 160-250°C	[mOhm]	236.93
K factor		1.00	Iz (A)	[A]	26.0	X N	[mOhm]	1.08
Length (m)	[m]	10	dU (%)	[%]	1.00	R PE 20°C	[mOhm]	123.40
Ib max (kA)	[kA]	5.99	Power Loss (W)	[W]	24.5	R PE 160-250°C	[mOhm]	236.93
Ib min (kA)	[kA]	0.43	Work Temp (°C)	[°C]	38.2	X PE	[mOhm]	1.08

List of Lv Cables

-WC3.3 REZERVE

Phases - Distribution System		LN / TN-S (L2-N)	IB L1	[A]		R Ph 20°C	[mOhm]	123.40
Voltage	[V]	230.94	IB L2	[A]	9.6	R Ph 160-250°C	[mOhm]	236.93
Cable cross-sections		3G1.5	IB L3	[A]		X Ph	[mOhm]	1.08
Conductor - Insulator		Cu / EPR/XLPE	IB N	[A]	9.6	R N 20°C	[mOhm]	123.40
Method		13	Cosphi		0.90	R N 160-250°C	[mOhm]	236.93
K factor		1.00	Iz (A)	[A]	26.0	X N	[mOhm]	1.08
Length (m)	[m]	10	dU (%)	[%]	1.00	R PE 20°C	[mOhm]	123.40
Ib max (kA)	[kA]	6.00	Power Loss (W)	[W]	24.5	R PE 160-250°C	[mOhm]	236.93
Ib min (kA)	[kA]	0.43	Work Temp (°C)	[°C]	38.2	X PE	[mOhm]	1.08

-WC3.4 REZERVE

Phases - Distribution System		LN / TN-S (L3-N)	IB L1	[A]		R Ph 20°C	[mOhm]	123.40
Voltage	[V]	230.94	IB L2	[A]		R Ph 160-250°C	[mOhm]	236.93
Cable cross-sections		3G1.5	IB L3	[A]	9.6	X Ph	[mOhm]	1.08
Conductor - Insulator		Cu / EPR/XLPE	IB N	[A]	9.6	R N 20°C	[mOhm]	123.40
Method		13	Cosphi		0.90	R N 160-250°C	[mOhm]	236.93
K factor		1.00	Iz (A)	[A]	26.0	X N	[mOhm]	1.08
Length (m)	[m]	10	dU (%)	[%]	1.00	R PE 20°C	[mOhm]	123.40
Ib max (kA)	[kA]	6.00	Power Loss (W)	[W]	24.5	R PE 160-250°C	[mOhm]	236.93
Ib min (kA)	[kA]	0.43	Work Temp (°C)	[°C]	38.2	X PE	[mOhm]	1.08

-WC3.5 REZERVE

Phases - Distribution System		LN / TN-S (L1-N)	IB L1	[A]	9.6	R Ph 20°C	[mOhm]	123.40
Voltage	[V]	230.94	IB L2	[A]		R Ph 160-250°C	[mOhm]	236.93
Cable cross-sections		3G1.5	IB L3	[A]		X Ph	[mOhm]	1.08
Conductor - Insulator		Cu / EPR/XLPE	IB N	[A]	9.6	R N 20°C	[mOhm]	123.40
Method		13	Cosphi		0.90	R N 160-250°C	[mOhm]	236.93
K factor		1.00	Iz (A)	[A]	26.0	X N	[mOhm]	1.08
Length (m)	[m]	10	dU (%)	[%]	1.00	R PE 20°C	[mOhm]	123.40
Ib max (kA)	[kA]	6.00	Power Loss (W)	[W]	24.5	R PE 160-250°C	[mOhm]	236.93
Ib min (kA)	[kA]	0.43	Work Temp (°C)	[°C]	38.2	X PE	[mOhm]	1.08

-WC3.6 REZERVE

Phases - Distribution System		LN / TN-S (L2-N)	IB L1	[A]		R Ph 20°C	[mOhm]	123.40
Voltage	[V]	230.94	IB L2	[A]	9.6	R Ph 160-250°C	[mOhm]	236.93
Cable cross-sections		3G1.5	IB L3	[A]		X Ph	[mOhm]	1.08
Conductor - Insulator		Cu / EPR/XLPE	IB N	[A]	9.6	R N 20°C	[mOhm]	123.40
Method		13	Cosphi		0.90	R N 160-250°C	[mOhm]	236.93
K factor		1.00	Iz (A)	[A]	26.0	X N	[mOhm]	1.08
Length (m)	[m]	10	dU (%)	[%]	1.00	R PE 20°C	[mOhm]	123.40
Ib max (kA)	[kA]	6.00	Power Loss (W)	[W]	24.5	R PE 160-250°C	[mOhm]	236.93
Ib min (kA)	[kA]	0.43	Work Temp (°C)	[°C]	38.2	X PE	[mOhm]	1.08

List of Lv Cables

-WC4.4 L1UP.K1.1

Phases - Distribution System		LN / TN-S (L1-N)	IB L1	[A]	9.6	R Ph 20°C	[mOhm]	123.40
Voltage	[V]	230.94	IB L2	[A]		R Ph 160-250°C	[mOhm]	236.93
Cable cross-sections		3G1.5	IB L3	[A]		X Ph	[mOhm]	1.08
Conductor - Insulator		Cu / EPR/XLPE	IB N	[A]	9.6	R N 20°C	[mOhm]	123.40
Method		13	Cosphi		0.90	R N 160-250°C	[mOhm]	236.93
K factor		1.00	Iz (A)	[A]	26.0	X N	[mOhm]	1.08
Length (m)	[m]	10	dU (%)	[%]	1.00	R PE 20°C	[mOhm]	123.40
Ib max (kA)	[kA]	5.99	Power Loss (W)	[W]	24.5	R PE 160-250°C	[mOhm]	236.93
Ib min (kA)	[kA]	0.43	Work Temp (°C)	[°C]	38.2	X PE	[mOhm]	1.08

-WC4.5 L2UP.K1.1

Phases - Distribution System		LN / TN-S (L2-N)	IB L1	[A]		R Ph 20°C	[mOhm]	123.40
Voltage	[V]	230.94	IB L2	[A]	9.6	R Ph 160-250°C	[mOhm]	236.93
Cable cross-sections		3G1.5	IB L3	[A]		X Ph	[mOhm]	1.08
Conductor - Insulator		Cu / EPR/XLPE	IB N	[A]	9.6	R N 20°C	[mOhm]	123.40
Method		13	Cosphi		0.90	R N 160-250°C	[mOhm]	236.93
K factor		1.00	Iz (A)	[A]	26.0	X N	[mOhm]	1.08
Length (m)	[m]	10	dU (%)	[%]	1.00	R PE 20°C	[mOhm]	123.40
Ib max (kA)	[kA]	5.99	Power Loss (W)	[W]	24.5	R PE 160-250°C	[mOhm]	236.93
Ib min (kA)	[kA]	0.43	Work Temp (°C)	[°C]	38.2	X PE	[mOhm]	1.08

-WC4.6 L3UP.K1.1

Phases - Distribution System		LN / TN-S (L3-N)	IB L1	[A]		R Ph 20°C	[mOhm]	123.40
Voltage	[V]	230.94	IB L2	[A]		R Ph 160-250°C	[mOhm]	236.93
Cable cross-sections		3G1.5	IB L3	[A]	9.6	X Ph	[mOhm]	1.08
Conductor - Insulator		Cu / EPR/XLPE	IB N	[A]	9.6	R N 20°C	[mOhm]	123.40
Method		13	Cosphi		0.90	R N 160-250°C	[mOhm]	236.93
K factor		1.00	Iz (A)	[A]	26.0	X N	[mOhm]	1.08
Length (m)	[m]	10	dU (%)	[%]	1.00	R PE 20°C	[mOhm]	123.40
Ib max (kA)	[kA]	5.99	Power Loss (W)	[W]	24.5	R PE 160-250°C	[mOhm]	236.93
Ib min (kA)	[kA]	0.43	Work Temp (°C)	[°C]	38.2	X PE	[mOhm]	1.08

-WC4.7 L4UP.K1.1

Phases - Distribution System		LN / TN-S (L1-N)	IB L1	[A]	9.6	R Ph 20°C	[mOhm]	123.40
Voltage	[V]	230.94	IB L2	[A]		R Ph 160-250°C	[mOhm]	236.93
Cable cross-sections		3G1.5	IB L3	[A]		X Ph	[mOhm]	1.08
Conductor - Insulator		Cu / EPR/XLPE	IB N	[A]	9.6	R N 20°C	[mOhm]	123.40
Method		13	Cosphi		0.90	R N 160-250°C	[mOhm]	236.93
K factor		1.00	Iz (A)	[A]	26.0	X N	[mOhm]	1.08
Length (m)	[m]	10	dU (%)	[%]	1.00	R PE 20°C	[mOhm]	123.40
Ib max (kA)	[kA]	5.99	Power Loss (W)	[W]	24.5	R PE 160-250°C	[mOhm]	236.93
Ib min (kA)	[kA]	0.43	Work Temp (°C)	[°C]	38.2	X PE	[mOhm]	1.08

List of Lv Cables

-WC4.8 L5UP.K1.1

Phases - Distribution System		LN / TN-S (L2-N)	IB L1	[A]		R Ph 20°C	[mOhm]	123.40
Voltage	[V]	230.94	IB L2	[A]	9.6	R Ph 160-250°C	[mOhm]	236.93
Cable cross-sections		3G1.5	IB L3	[A]		X Ph	[mOhm]	1.08
Conductor - Insulator		Cu / EPR/XLPE	IB N	[A]	9.6	R N 20°C	[mOhm]	123.40
Method		13	Cosphi		0.90	R N 160-250°C	[mOhm]	236.93
K factor		1.00	Iz (A)	[A]	26.0	X N	[mOhm]	1.08
Length (m)	[m]	10	dU (%)	[%]	1.00	R PE 20°C	[mOhm]	123.40
Ib max (kA)	[kA]	5.99	Power Loss (W)	[W]	24.5	R PE 160-250°C	[mOhm]	236.93
Ib min (kA)	[kA]	0.43	Work Temp (°C)	[°C]	38.2	X PE	[mOhm]	1.08

-WC4.9 L6UP.K1.1

Phases - Distribution System		LN / TN-S (L3-N)	IB L1	[A]		R Ph 20°C	[mOhm]	123.40
Voltage	[V]	230.94	IB L2	[A]		R Ph 160-250°C	[mOhm]	236.93
Cable cross-sections		3G1.5	IB L3	[A]	9.6	X Ph	[mOhm]	1.08
Conductor - Insulator		Cu / EPR/XLPE	IB N	[A]	9.6	R N 20°C	[mOhm]	123.40
Method		13	Cosphi		0.90	R N 160-250°C	[mOhm]	236.93
K factor		1.00	Iz (A)	[A]	26.0	X N	[mOhm]	1.08
Length (m)	[m]	10	dU (%)	[%]	1.00	R PE 20°C	[mOhm]	123.40
Ib max (kA)	[kA]	5.99	Power Loss (W)	[W]	24.5	R PE 160-250°C	[mOhm]	236.93
Ib min (kA)	[kA]	0.43	Work Temp (°C)	[°C]	38.2	X PE	[mOhm]	1.08

-WC5.1 L7UP.K1.1

Phases - Distribution System		LN / TN-S (L1-N)	IB L1	[A]	9.6	R Ph 20°C	[mOhm]	123.40
Voltage	[V]	230.94	IB L2	[A]		R Ph 160-250°C	[mOhm]	236.93
Cable cross-sections		3G1.5	IB L3	[A]		X Ph	[mOhm]	1.08
Conductor - Insulator		Cu / EPR/XLPE	IB N	[A]	9.6	R N 20°C	[mOhm]	123.40
Method		13	Cosphi		0.90	R N 160-250°C	[mOhm]	236.93
K factor		1.00	Iz (A)	[A]	26.0	X N	[mOhm]	1.08
Length (m)	[m]	10	dU (%)	[%]	1.00	R PE 20°C	[mOhm]	123.40
Ib max (kA)	[kA]	5.99	Power Loss (W)	[W]	24.5	R PE 160-250°C	[mOhm]	236.93
Ib min (kA)	[kA]	0.43	Work Temp (°C)	[°C]	38.2	X PE	[mOhm]	1.08

-WC5.2 L8UP.K1.1

Phases - Distribution System		LN / TN-S (L2-N)	IB L1	[A]		R Ph 20°C	[mOhm]	123.40
Voltage	[V]	230.94	IB L2	[A]	9.6	R Ph 160-250°C	[mOhm]	236.93
Cable cross-sections		3G1.5	IB L3	[A]		X Ph	[mOhm]	1.08
Conductor - Insulator		Cu / EPR/XLPE	IB N	[A]	9.6	R N 20°C	[mOhm]	123.40
Method		13	Cosphi		0.90	R N 160-250°C	[mOhm]	236.93
K factor		1.00	Iz (A)	[A]	26.0	X N	[mOhm]	1.08
Length (m)	[m]	10	dU (%)	[%]	1.00	R PE 20°C	[mOhm]	123.40
Ib max (kA)	[kA]	5.99	Power Loss (W)	[W]	24.5	R PE 160-250°C	[mOhm]	236.93
Ib min (kA)	[kA]	0.43	Work Temp (°C)	[°C]	38.2	X PE	[mOhm]	1.08

List of Lv Cables

-WC5.3 L9UP.K1.1

Phases - Distribution System		LN / TN-S (L3-N)	IB L1	[A]		R Ph 20°C	[mOhm]	123.40
Voltage	[V]	230.94	IB L2	[A]		R Ph 160-250°C	[mOhm]	236.93
Cable cross-sections		3G1.5	IB L3	[A]	9.6	X Ph	[mOhm]	1.08
Conductor - Insulator		Cu / EPR/XLPE	IB N	[A]	9.6	R N 20°C	[mOhm]	123.40
Method		13	Cosphi		0.90	R N 160-250°C	[mOhm]	236.93
K factor		1.00	Iz (A)	[A]	26.0	X N	[mOhm]	1.08
Length (m)	[m]	10	dU (%)	[%]	1.00	R PE 20°C	[mOhm]	123.40
Ib max (kA)	[kA]	5.99	Power Loss (W)	[W]	24.5	R PE 160-250°C	[mOhm]	236.93
Ib min (kA)	[kA]	0.43	Work Temp (°C)	[°C]	38.2	X PE	[mOhm]	1.08

-WC5.4 L10UP.K1.1

Phases - Distribution System		LN / TN-S (L1-N)	IB L1	[A]	9.6	R Ph 20°C	[mOhm]	123.40
Voltage	[V]	230.94	IB L2	[A]		R Ph 160-250°C	[mOhm]	236.93
Cable cross-sections		3G1.5	IB L3	[A]		X Ph	[mOhm]	1.08
Conductor - Insulator		Cu / EPR/XLPE	IB N	[A]	9.6	R N 20°C	[mOhm]	123.40
Method		13	Cosphi		0.90	R N 160-250°C	[mOhm]	236.93
K factor		1.00	Iz (A)	[A]	26.0	X N	[mOhm]	1.08
Length (m)	[m]	10	dU (%)	[%]	1.00	R PE 20°C	[mOhm]	123.40
Ib max (kA)	[kA]	5.99	Power Loss (W)	[W]	24.5	R PE 160-250°C	[mOhm]	236.93
Ib min (kA)	[kA]	0.43	Work Temp (°C)	[°C]	38.2	X PE	[mOhm]	1.08

-WC5.5 L11UP.K1.1

Phases - Distribution System		LN / TN-S (L2-N)	IB L1	[A]		R Ph 20°C	[mOhm]	123.40
Voltage	[V]	230.94	IB L2	[A]	9.6	R Ph 160-250°C	[mOhm]	236.93
Cable cross-sections		3G1.5	IB L3	[A]		X Ph	[mOhm]	1.08
Conductor - Insulator		Cu / EPR/XLPE	IB N	[A]	9.6	R N 20°C	[mOhm]	123.40
Method		13	Cosphi		0.90	R N 160-250°C	[mOhm]	236.93
K factor		1.00	Iz (A)	[A]	26.0	X N	[mOhm]	1.08
Length (m)	[m]	10	dU (%)	[%]	1.00	R PE 20°C	[mOhm]	123.40
Ib max (kA)	[kA]	5.99	Power Loss (W)	[W]	24.5	R PE 160-250°C	[mOhm]	236.93
Ib min (kA)	[kA]	0.43	Work Temp (°C)	[°C]	38.2	X PE	[mOhm]	1.08

-WC5.6 L12UP.K1.1

Phases - Distribution System		LN / TN-S (L3-N)	IB L1	[A]		R Ph 20°C	[mOhm]	123.40
Voltage	[V]	230.94	IB L2	[A]		R Ph 160-250°C	[mOhm]	236.93
Cable cross-sections		3G1.5	IB L3	[A]	9.6	X Ph	[mOhm]	1.08
Conductor - Insulator		Cu / EPR/XLPE	IB N	[A]	9.6	R N 20°C	[mOhm]	123.40
Method		13	Cosphi		0.90	R N 160-250°C	[mOhm]	236.93
K factor		1.00	Iz (A)	[A]	26.0	X N	[mOhm]	1.08
Length (m)	[m]	10	dU (%)	[%]	1.00	R PE 20°C	[mOhm]	123.40
Ib max (kA)	[kA]	5.99	Power Loss (W)	[W]	24.5	R PE 160-250°C	[mOhm]	236.93
Ib min (kA)	[kA]	0.43	Work Temp (°C)	[°C]	38.2	X PE	[mOhm]	1.08

List of Lv Cables

-WC5.7 L13UP.K1.1

Phases - Distribution System		LN / TN-S (L1-N)	IB L1	[A]	9.6	R Ph 20°C	[mOhm]	123.40
Voltage	[V]	230.94	IB L2	[A]		R Ph 160-250°C	[mOhm]	236.93
Cable cross-sections		3G1.5	IB L3	[A]		X Ph	[mOhm]	1.08
Conductor - Insulator		Cu / EPR/XLPE	IB N	[A]	9.6	R N 20°C	[mOhm]	123.40
Method		13	Cosphi		0.90	R N 160-250°C	[mOhm]	236.93
K factor		1.00	Iz (A)	[A]	26.0	X N	[mOhm]	1.08
Length (m)	[m]	10	dU (%)	[%]	1.00	R PE 20°C	[mOhm]	123.40
Ib max (kA)	[kA]	5.99	Power Loss (W)	[W]	24.5	R PE 160-250°C	[mOhm]	236.93
Ib min (kA)	[kA]	0.43	Work Temp (°C)	[°C]	38.2	X PE	[mOhm]	1.08

-WC5.8 L14UP.K1.1

Phases - Distribution System		LN / TN-S (L2-N)	IB L1	[A]		R Ph 20°C	[mOhm]	123.40
Voltage	[V]	230.94	IB L2	[A]	9.6	R Ph 160-250°C	[mOhm]	236.93
Cable cross-sections		3G1.5	IB L3	[A]		X Ph	[mOhm]	1.08
Conductor - Insulator		Cu / EPR/XLPE	IB N	[A]	9.6	R N 20°C	[mOhm]	123.40
Method		13	Cosphi		0.90	R N 160-250°C	[mOhm]	236.93
K factor		1.00	Iz (A)	[A]	26.0	X N	[mOhm]	1.08
Length (m)	[m]	10	dU (%)	[%]	1.00	R PE 20°C	[mOhm]	123.40
Ib max (kA)	[kA]	5.99	Power Loss (W)	[W]	24.5	R PE 160-250°C	[mOhm]	236.93
Ib min (kA)	[kA]	0.43	Work Temp (°C)	[°C]	38.2	X PE	[mOhm]	1.08

-WC5.9 L15UP.K1.1

Phases - Distribution System		LN / TN-S (L3-N)	IB L1	[A]		R Ph 20°C	[mOhm]	123.40
Voltage	[V]	230.94	IB L2	[A]		R Ph 160-250°C	[mOhm]	236.93
Cable cross-sections		3G1.5	IB L3	[A]	9.6	X Ph	[mOhm]	1.08
Conductor - Insulator		Cu / EPR/XLPE	IB N	[A]	9.6	R N 20°C	[mOhm]	123.40
Method		13	Cosphi		0.90	R N 160-250°C	[mOhm]	236.93
K factor		1.00	Iz (A)	[A]	26.0	X N	[mOhm]	1.08
Length (m)	[m]	10	dU (%)	[%]	1.00	R PE 20°C	[mOhm]	123.40
Ib max (kA)	[kA]	5.99	Power Loss (W)	[W]	24.5	R PE 160-250°C	[mOhm]	236.93
Ib min (kA)	[kA]	0.43	Work Temp (°C)	[°C]	38.2	X PE	[mOhm]	1.08

-WC6.1 L16UP.K1.1

Phases - Distribution System		LN / TN-S (L1-N)	IB L1	[A]	9.6	R Ph 20°C	[mOhm]	123.40
Voltage	[V]	230.94	IB L2	[A]		R Ph 160-250°C	[mOhm]	236.93
Cable cross-sections		3G1.5	IB L3	[A]		X Ph	[mOhm]	1.08
Conductor - Insulator		Cu / EPR/XLPE	IB N	[A]	9.6	R N 20°C	[mOhm]	123.40
Method		13	Cosphi		0.90	R N 160-250°C	[mOhm]	236.93
K factor		1.00	Iz (A)	[A]	26.0	X N	[mOhm]	1.08
Length (m)	[m]	10	dU (%)	[%]	1.00	R PE 20°C	[mOhm]	123.40
Ib max (kA)	[kA]	5.99	Power Loss (W)	[W]	24.5	R PE 160-250°C	[mOhm]	236.93
Ib min (kA)	[kA]	0.43	Work Temp (°C)	[°C]	38.2	X PE	[mOhm]	1.08

List of Lv Cables

-WC6.2 L17UP.K1.1

Phases - Distribution System		LN / TN-S (L2-N)	IB L1	[A]		R Ph 20°C	[mOhm]	123.40
Voltage	[V]	230.94	IB L2	[A]	9.6	R Ph 160-250°C	[mOhm]	236.93
Cable cross-sections		3G1.5	IB L3	[A]		X Ph	[mOhm]	1.08
Conductor - Insulator		Cu / EPR/XLPE	IB N	[A]	9.6	R N 20°C	[mOhm]	123.40
Method		13	Cosphi		0.90	R N 160-250°C	[mOhm]	236.93
K factor		1.00	Iz (A)	[A]	26.0	X N	[mOhm]	1.08
Length (m)	[m]	10	dU (%)	[%]	1.00	R PE 20°C	[mOhm]	123.40
Ib max (kA)	[kA]	5.99	Power Loss (W)	[W]	24.5	R PE 160-250°C	[mOhm]	236.93
Ib min (kA)	[kA]	0.43	Work Temp (°C)	[°C]	38.2	X PE	[mOhm]	1.08

-WC6.3 RACK

Phases - Distribution System		LN / TN-S (L3-N)	IB L1	[A]		R Ph 20°C	[mOhm]	123.40
Voltage	[V]	230.94	IB L2	[A]		R Ph 160-250°C	[mOhm]	236.93
Cable cross-sections		3G1.5	IB L3	[A]	9.6	X Ph	[mOhm]	1.08
Conductor - Insulator		Cu / EPR/XLPE	IB N	[A]	9.6	R N 20°C	[mOhm]	123.40
Method		13	Cosphi		0.90	R N 160-250°C	[mOhm]	236.93
K factor		1.00	Iz (A)	[A]	26.0	X N	[mOhm]	1.08
Length (m)	[m]	10	dU (%)	[%]	1.00	R PE 20°C	[mOhm]	123.40
Ib max (kA)	[kA]	5.99	Power Loss (W)	[W]	24.5	R PE 160-250°C	[mOhm]	236.93
Ib min (kA)	[kA]	0.43	Work Temp (°C)	[°C]	38.2	X PE	[mOhm]	1.08

-WC6.4 NDRICIM EMERGJENCE

Phases - Distribution System		LN / TN-S (L1-N)	IB L1	[A]	9.6	R Ph 20°C	[mOhm]	123.40
Voltage	[V]	230.94	IB L2	[A]		R Ph 160-250°C	[mOhm]	236.93
Cable cross-sections		3G1.5	IB L3	[A]		X Ph	[mOhm]	1.08
Conductor - Insulator		Cu / EPR/XLPE	IB N	[A]	9.6	R N 20°C	[mOhm]	123.40
Method		13	Cosphi		0.90	R N 160-250°C	[mOhm]	236.93
K factor		1.00	Iz (A)	[A]	26.0	X N	[mOhm]	1.08
Length (m)	[m]	10	dU (%)	[%]	1.00	R PE 20°C	[mOhm]	123.40
Ib max (kA)	[kA]	5.99	Power Loss (W)	[W]	24.5	R PE 160-250°C	[mOhm]	236.93
Ib min (kA)	[kA]	0.43	Work Temp (°C)	[°C]	38.2	X PE	[mOhm]	1.08

-WC6.5 REZERVE

Phases - Distribution System		LN / TN-S (L2-N)	IB L1	[A]		R Ph 20°C	[mOhm]	123.40
Voltage	[V]	230.94	IB L2	[A]	9.6	R Ph 160-250°C	[mOhm]	236.93
Cable cross-sections		3G1.5	IB L3	[A]		X Ph	[mOhm]	1.08
Conductor - Insulator		Cu / EPR/XLPE	IB N	[A]	9.6	R N 20°C	[mOhm]	123.40
Method		13	Cosphi		0.90	R N 160-250°C	[mOhm]	236.93
K factor		1.00	Iz (A)	[A]	26.0	X N	[mOhm]	1.08
Length (m)	[m]	10	dU (%)	[%]	1.00	R PE 20°C	[mOhm]	123.40
Ib max (kA)	[kA]	5.99	Power Loss (W)	[W]	24.5	R PE 160-250°C	[mOhm]	236.93
Ib min (kA)	[kA]	0.43	Work Temp (°C)	[°C]	38.2	X PE	[mOhm]	1.08

List of Lv Cables

-WC6.6 REZERVE

Phases - Distribution System		LN / TN-S (L3-N)	IB L1	[A]		R Ph 20°C	[mOhm]	123.40
Voltage	[V]	230.94	IB L2	[A]		R Ph 160-250°C	[mOhm]	236.93
Cable cross-sections		3G1.5	IB L3	[A]	9.6	X Ph	[mOhm]	1.08
Conductor - Insulator		Cu / EPR/XLPE	IB N	[A]	9.6	R N 20°C	[mOhm]	123.40
Method		13	Cosphi		0.90	R N 160-250°C	[mOhm]	236.93
K factor		1.00	Iz (A)	[A]	26.0	X N	[mOhm]	1.08
Length (m)	[m]	10	dU (%)	[%]	1.00	R PE 20°C	[mOhm]	123.40
Ib max (kA)	[kA]	5.99	Power Loss (W)	[W]	24.5	R PE 160-250°C	[mOhm]	236.93
Ib min (kA)	[kA]	0.43	Work Temp (°C)	[°C]	38.2	X PE	[mOhm]	1.08

-WC6.7 REZERVE

Phases - Distribution System		LN / TN-S (L1-N)	IB L1	[A]	9.6	R Ph 20°C	[mOhm]	123.40
Voltage	[V]	230.94	IB L2	[A]		R Ph 160-250°C	[mOhm]	236.93
Cable cross-sections		3G1.5	IB L3	[A]		X Ph	[mOhm]	1.08
Conductor - Insulator		Cu / EPR/XLPE	IB N	[A]	9.6	R N 20°C	[mOhm]	123.40
Method		13	Cosphi		0.90	R N 160-250°C	[mOhm]	236.93
K factor		1.00	Iz (A)	[A]	26.0	X N	[mOhm]	1.08
Length (m)	[m]	10	dU (%)	[%]	1.00	R PE 20°C	[mOhm]	123.40
Ib max (kA)	[kA]	5.99	Power Loss (W)	[W]	24.5	R PE 160-250°C	[mOhm]	236.93
Ib min (kA)	[kA]	0.43	Work Temp (°C)	[°C]	38.2	X PE	[mOhm]	1.08

-WC6.8 REZERVE

Phases - Distribution System		LN / TN-S (L2-N)	IB L1	[A]		R Ph 20°C	[mOhm]	123.40
Voltage	[V]	230.94	IB L2	[A]	9.6	R Ph 160-250°C	[mOhm]	236.93
Cable cross-sections		3G1.5	IB L3	[A]		X Ph	[mOhm]	1.08
Conductor - Insulator		Cu / EPR/XLPE	IB N	[A]	9.6	R N 20°C	[mOhm]	123.40
Method		13	Cosphi		0.90	R N 160-250°C	[mOhm]	236.93
K factor		1.00	Iz (A)	[A]	26.0	X N	[mOhm]	1.08
Length (m)	[m]	10	dU (%)	[%]	1.00	R PE 20°C	[mOhm]	123.40
Ib max (kA)	[kA]	5.99	Power Loss (W)	[W]	24.5	R PE 160-250°C	[mOhm]	236.93
Ib min (kA)	[kA]	0.43	Work Temp (°C)	[°C]	38.2	X PE	[mOhm]	1.08

-WC6.9 REZERVE

Phases - Distribution System		LN / TN-S (L3-N)	IB L1	[A]		R Ph 20°C	[mOhm]	123.40
Voltage	[V]	230.94	IB L2	[A]		R Ph 160-250°C	[mOhm]	236.93
Cable cross-sections		3G1.5	IB L3	[A]	9.6	X Ph	[mOhm]	1.08
Conductor - Insulator		Cu / EPR/XLPE	IB N	[A]	9.6	R N 20°C	[mOhm]	123.40
Method		13	Cosphi		0.90	R N 160-250°C	[mOhm]	236.93
K factor		1.00	Iz (A)	[A]	26.0	X N	[mOhm]	1.08
Length (m)	[m]	10	dU (%)	[%]	1.00	R PE 20°C	[mOhm]	123.40
Ib max (kA)	[kA]	5.99	Power Loss (W)	[W]	24.5	R PE 160-250°C	[mOhm]	236.93
Ib min (kA)	[kA]	0.43	Work Temp (°C)	[°C]	38.2	X PE	[mOhm]	1.08

Customer:

Project: **PANELI K1.2**

Notes:

Designer:

Rev. n°1			Date:	
Rev. n°2			Drafter:	
Rev. n°3			Design.:	
REVISIONS	Date:	Signatures	Approval:	

Calculated by:	DOC
File name:	
Record #:	

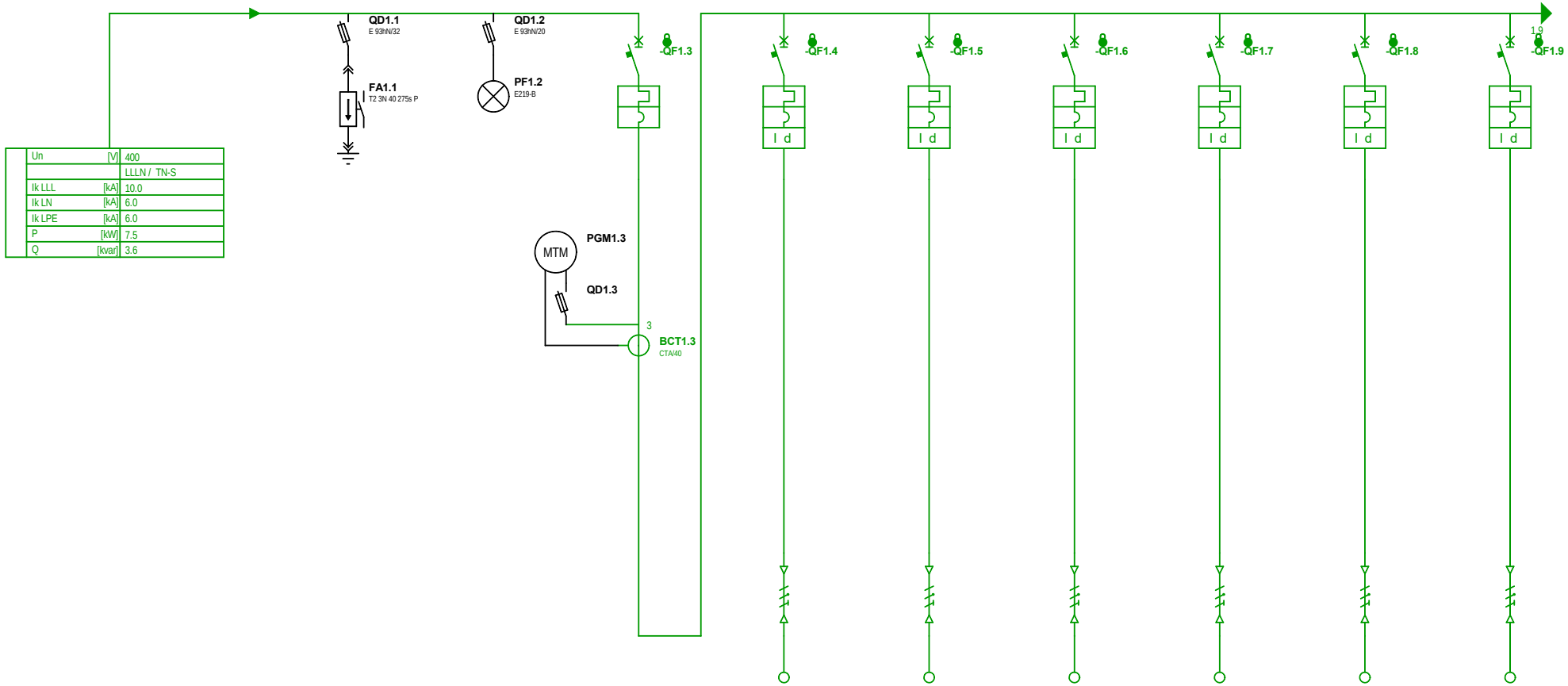

Un	[V]	400
		LLLN / TN-S
Ik LLL	[kA]	10.0
Ik LN	[kA]	6.0
Ik LPE	[kA]	6.0
P	[kW]	7.5
Q	[kvar]	3.6

							KRYESORI RR-G		L1PRR.K1.2		L1N.K1.2		L2N.K1.2		L3N.K1.2		REZERVE		REZERVE	
Load	Description																			
	Voltage	[V]	dU	%					231	1.00	231	0.49	231	0.49	231	0.49	231	1.00	231	0.49
	Active power	[kW]	UF	%					2.00	100	1.00	100	1.00	100	1.00	100	2.00	100	1.00	100
	In	[A]	Cosphi						9.6	0.90	4.8	0.90	4.8	0.90	4.8	0.90	9.6	0.90	4.8	0.90
Command / protection	Producer						ABB		ABB		ABB		ABB		ABB		ABB		ABB	
	Circuit breaker/Disconnector						S204M-C32		DS201 C16/0,03-AC		DS201 C10/0,03-AC		DS201 C10/0,03-AC		DS201 C10/0,03-AC		DS201 C16/0,03-AC		DS201 C10/0,03-AC	
	Poles		In	[A]			4P	32	1P+N	16	1P+N	10	1P+N	10	1P+N	10	1P+N	16	1P+N	10
	Ith	[A]	Idn	[A]			32.0		16.0	0.030	10.0	0.030	10.0	0.030	10.0	0.030	16.0	0.030	10.0	0.030
	Im	[A]	Icu/Icn	[kA]			320.0	15.0	160.0	10.0	100.0	10.0	100.0	10.0	100.0	10.0	160.0	10.0	100.0	10.0
	Fuse		Size	[A]																
	Contactor		In	[A]																
	Contactor		In	[A]																
	Overload Relay		Setting	[A]																
Distribution line	Cable type								Cu-EPR/XLPE		Cu-EPR/XLPE		Cu-EPR/XLPE		Cu-EPR/XLPE		Cu-EPR/XLPE		Cu-EPR/XLPE	
	Sections								3G1.5		3G1.5		3G1.5		3G1.5		3G1.5		3G1.5	
	Length	[m]	Iz	[A]					10	26.0	10	26.0	10	26.0	10	26.0	10	26.0	10	26.0
	IB L1	[A]	Installation num.				20.2		9.6	13		13		13	4.8	13	9.6	13		13
	IB L2	[A]	dU	%			7.9			1.00	4.8	0.49		0.49		0.49		1.00	4.8	0.49
	IB L3	[A]	Ib min	[kA]			7.9			0.43		0.43	4.8	0.43		0.43		0.43		0.43
	IB N	[A]	Ib max	[kA]			12.3		9.6	6.00	4.8	6.00	4.8	6.00	4.8	6.00	9.6	6.00	4.8	6.00

(*) The circuit-breaker is in discrimination relations with other circuit-breakers
(**) The circuit-breaker is in back-up relations with other circuit-breakers
(!) Important notice about coordination to be verified in Discrimination report

Rev. n°1			Date:		Description	Customer:			Drawing number:		
Rev. n°2			Drafter:			Project:	PANELI K1.2				
Rev. n°3			Design.:			File:		Sheet: 1	Next sheet: 2	Sheets: 6	
REVISIONS	Date:	Signatures	Approval:			Serial:					

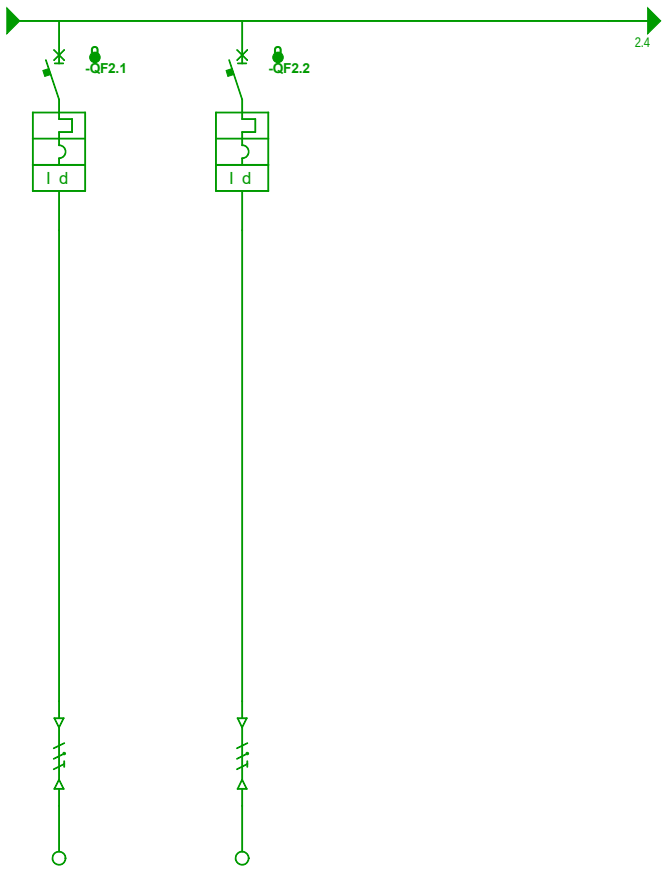

	Description																				
Load	Voltage [V]	dU %	REZERVE		REZERVE																
	Active power [kW]	UF %	231	0.49	231	1.00															
	In [A]	Cosphi	1.00	100	2.00	100															
			4.8	0.90	9.6	0.90															
Command / protection	Producer		ABB		ABB																
	Circuit breaker/Disconnector		DS201 C10/0,03-AC		DS201 C16/0,03-AC																
	Poles	In [A]	1P+N	10	1P+N	16															
	Ith [A]	Idn [A]	10.0	0.030	16.0	0.030															
	Im [A]	Icu/Icn [kA]	100.0	10.0	160.0	10.0															
	Fuse	Size [A]																			
	Contactor	In [A]																			
	Contactor	In [A]																			
	Overload Relay	Setting [A]																			
Distribution line	Cable type		Cu-EPR/XLPE		Cu-EPR/XLPE																
	Sections		3G1.5		3G1.5																
	Length [m]	Iz [A]	10	26.0	10	26.0															
	IB L1 [A]	Installation num.		13	9.6	13															
	IB L2 [A]	dU %		0.49		1.00															
	IB L3 [A]	Ib min [kA]	4.8	0.43		0.43															
	IB N [A]	Ib max [kA]	4.8	6.00	9.6	6.00															

(*) The circuit-breaker is in discrimination relations with other circuit-breakers
(**) The circuit-breaker is in back-up relations with other circuit-breakers
(!) Important notice about coordination to be verified in Discrimination report

Rev. n°1			Date:		Description	Customer:			Drawing number:		
Rev. n°2			Drafter:			Project:	PANELI K1.2				
Rev. n°3			Design.:			File:		Sheet: 2	Next sheet: 3	Sheets: 6	
REVISIONS	Date:	Signatures	Approval:			Serial:					

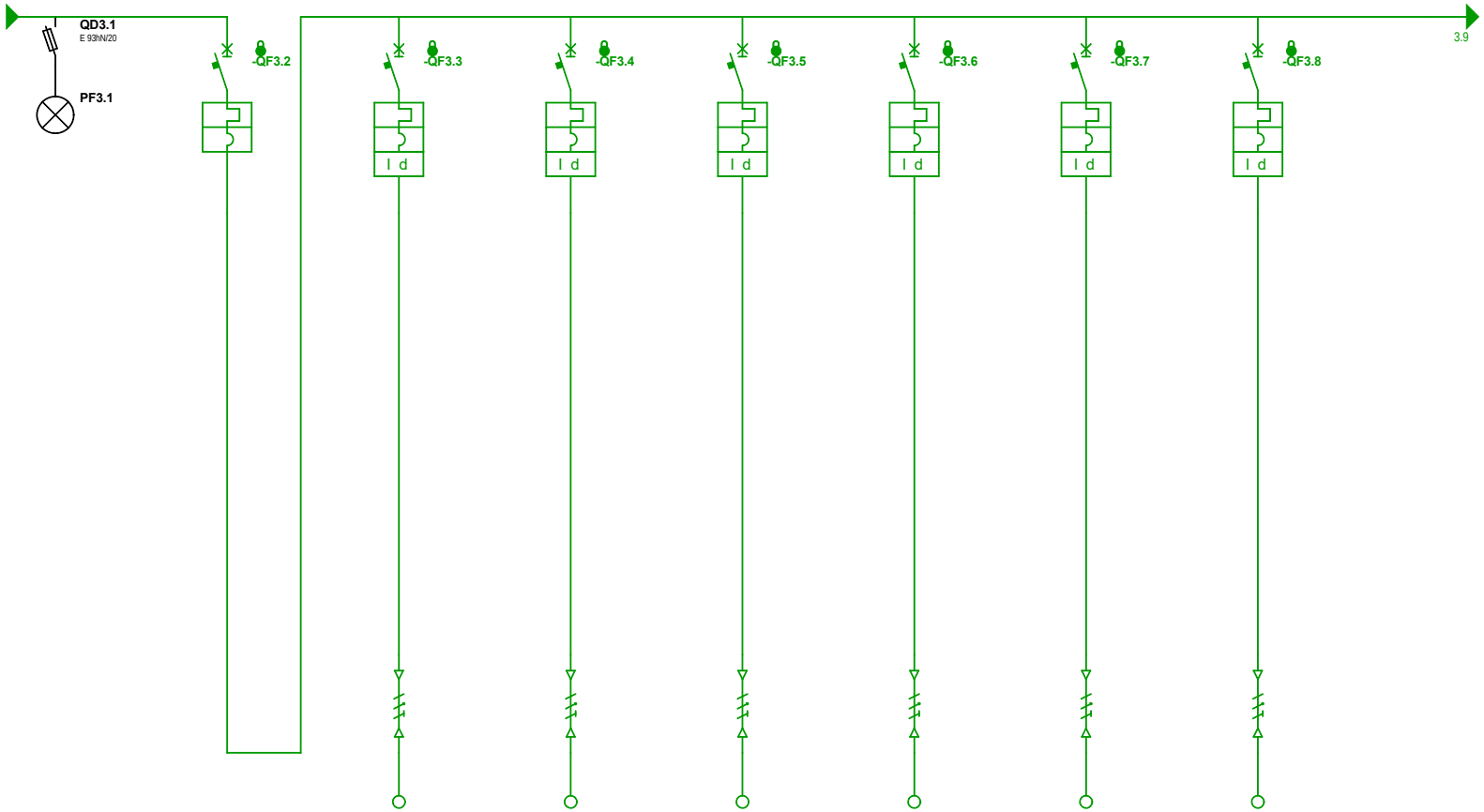

Load	Description			SINJAL UPS		KRYESORI UPS		L1UP.K1.2		L2UP.K1.2		L3UP.K1.2		L4UP.K1.2		L5UP.K1.2		L6UP.K1.2			
	Voltage [V]	dU %						231	1.00	231	0.49	231	0.49	231	1.00	231	0.49	231	0.49		
	Active power [kW]	UF %						2.00	100	1.00	100	1.00	100	2.00	100	1.00	100	1.00	100		
	In [A]	Cosphi						9.6	0.90	4.8	0.90	4.8	0.90	9.6	0.90	4.8	0.90	4.8	0.90		
Command / protection	Producer					ABB		ABB		ABB		ABB		ABB		ABB		ABB			
	Circuit breaker/Disconnector					S204M-C40		DS201 C16/0,03-AC		DS201 C16/0,03-AC		DS201 C16/0,03-AC		DS201 C16/0,03-AC		DS201 C16/0,03-AC		DS201 C16/0,03-AC			
	Poles	In [A]				4P	40	1P+N	16	1P+N	16	1P+N	16	1P+N	16	1P+N	16	1P+N	16		
	Ith [A]	Idn [A]				40.0		16.0	0.030	16.0	0.030	16.0	0.030	16.0	0.030	16.0	0.030	16.0	0.030		
	Im [A]	Icu/Icn [kA]				400.0	15.0	160.0	10.0	160.0	10.0	160.0	10.0	160.0	10.0	160.0	10.0	160.0	10.0		
	Fuse	Size [A]																			
	Contactor	In [A]																			
	Contactor	In [A]																			
	Overload Relay	Setting [A]																			
Distribution line	Cable type							Cu-EPR/XLPE		Cu-EPR/XLPE		Cu-EPR/XLPE		Cu-EPR/XLPE		Cu-EPR/XLPE		Cu-EPR/XLPE			
	Sections							3G1.5		3G1.5		3G1.5		3G1.5		3G1.5		3G1.5			
	Length [m]	Iz [A]						10	26.0	10	26.0	10	26.0	10	26.0	10	26.0	10	26.0		
	IB L1 [A]	Installation num.				33.7		9.6	13		13		13	9.6	13		13		13		
	IB L2 [A]	dU %				16.8			1.00	4.8	0.49		0.49		1.00	4.8	0.49		0.49		
	IB L3 [A]	Ib min [kA]				16.8			0.43		0.43	4.8	0.43		0.43		0.43	4.8	0.43		
	IB N [A]	Ib max [kA]				16.8		9.6	5.99	4.8	5.99	4.8	5.99	9.6	5.99	4.8	5.99	4.8	5.99		

(*) The circuit-breaker is in discrimination relations with other circuit-breakers
(**) The circuit-breaker is in back-up relations with other circuit-breakers
(!) Important notice about coordination to be verified in Discrimination report

Rev. n°1			Date:		Description	Customer:			Drawing number:		
Rev. n°2			Drafter:			Project:	PANELI K1.2				
Rev. n°3			Design.:			File:		Sheet: 3	Next sheet: 4	Sheets: 6	
REVISIONS	Date:	Signatures	Approval:			Serial:					

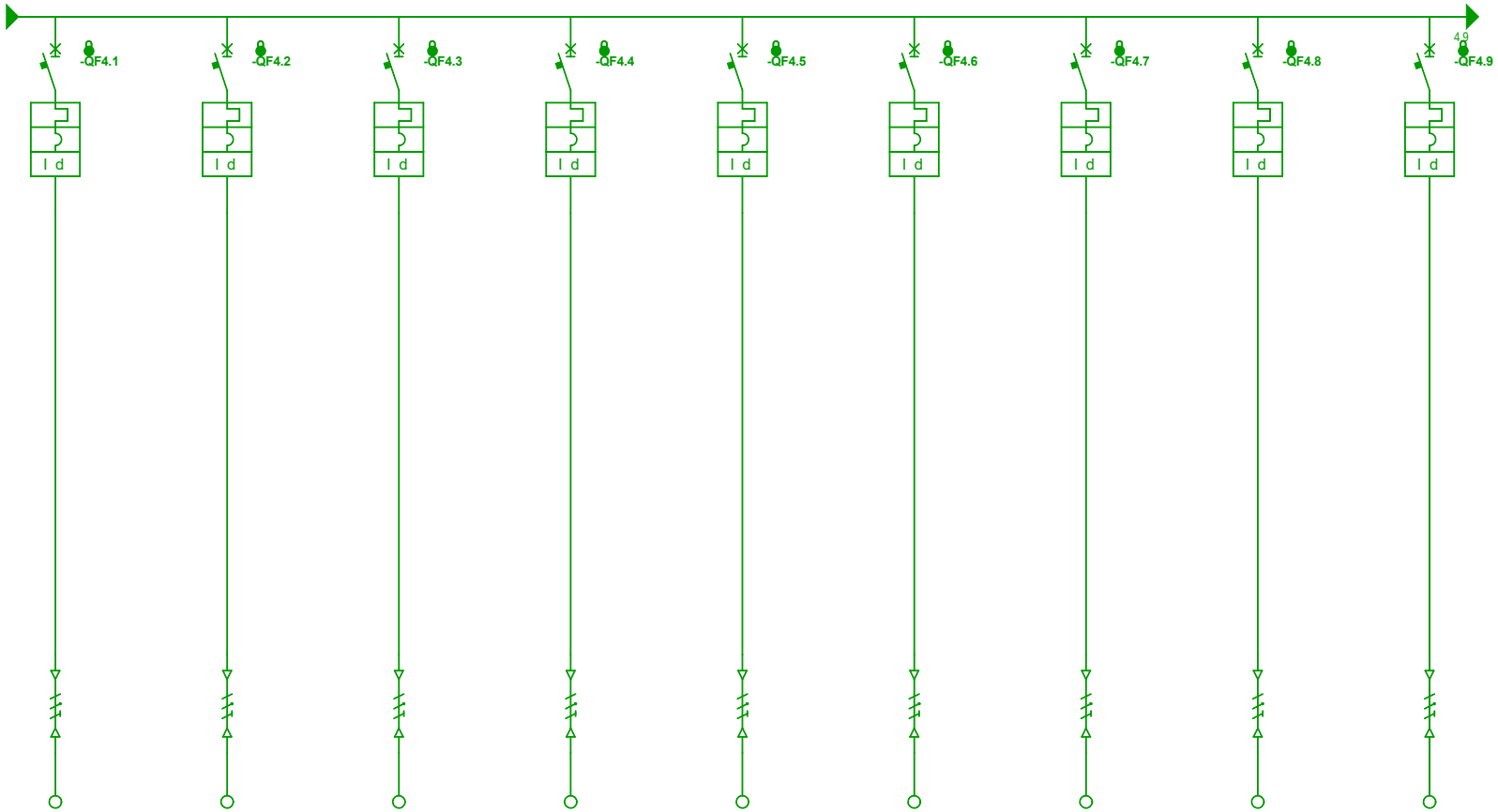

	Description				L7UP.K1.2		L8UP.K1.2		L9UP.K1.2		L10UP.K1.2		L11UP.K1.2		L12UP.K1.2		L13UP.K1.2		L14UP.K1.2		L15UP.K1.2	
Load	Voltage	[V]	dU	%	231	1.00	231	0.49	231	0.49	231	1.00	231	0.49	231	0.49	231	1.00	231	0.49	231	0.49
	Active power	[kW]	UF	%	2.00	100	1.00	100	1.00	100	2.00	100	1.00	100	1.00	100	2.00	100	1.00	100	1.00	100
	In	[A]	Cosphi		9.6	0.90	4.8	0.90	4.8	0.90	9.6	0.90	4.8	0.90	4.8	0.90	9.6	0.90	4.8	0.90	4.8	0.90
Command / protection	Producer				ABB		ABB		ABB		ABB		ABB		ABB		ABB		ABB		ABB	
	Circuit breaker/Disconnector				DS201 C16/0,03-AC		DS201 C16/0,03-AC		DS201 C16/0,03-AC		DS201 C16/0,03-AC		DS201 C16/0,03-AC		DS201 C16/0,03-AC		DS201 C16/0,03-AC		DS201 C16/0,03-AC		DS201 C16/0,03-AC	
	Poles		In	[A]	1P+N	16	1P+N	16	1P+N	16	1P+N	16	1P+N	16	1P+N	16	1P+N	16	1P+N	16	1P+N	16
	Ith	[A]	Idn	[A]	16.0	0.030	16.0	0.030	16.0	0.030	16.0	0.030	16.0	0.030	16.0	0.030	16.0	0.030	16.0	0.030	16.0	0.030
	Im	[A]	Icu/Icn	[kA]	160.0	10.0	160.0	10.0	160.0	10.0	160.0	10.0	160.0	10.0	160.0	10.0	160.0	10.0	160.0	10.0	160.0	10.0
	Fuse		Size	[A]																		
	Contactor		In	[A]																		
	Contactor		In	[A]																		
	Overload Relay		Setting	[A]																		
Distribution line	Cable type				Cu-EPR/XLPE		Cu-EPR/XLPE		Cu-EPR/XLPE		Cu-EPR/XLPE		Cu-EPR/XLPE		Cu-EPR/XLPE		Cu-EPR/XLPE		Cu-EPR/XLPE		Cu-EPR/XLPE	
	Sections				3G1.5		3G1.5		3G1.5		3G1.5		3G1.5		3G1.5		3G1.5		3G1.5		3G1.5	
	Length	[m]	Iz	[A]	10	26.0	10	26.0	10	26.0	10	26.0	10	26.0	10	26.0	10	26.0	10	26.0	10	26.0
	IB L1	[A]	Installation num.		9.6	13		13		13	9.6	13		13		13	9.6	13		13		13
	IB L2	[A]	dU	%		1.00	4.8	0.49		0.49		1.00	4.8	0.49		0.49		1.00	4.8	0.49		0.49
	IB L3	[A]	Ib min	[kA]		0.43		0.43	4.8	0.43		0.43		0.43	4.8	0.43		0.43		0.43	4.8	0.43
	IB N	[A]	Ib max	[kA]	9.6	5.99	4.8	5.99	4.8	5.99	9.6	5.99	4.8	5.99	4.8	5.99	9.6	5.99	4.8	5.99	4.8	5.99

(*) The circuit-breaker is in discrimination relations with other circuit-breakers
(**) The circuit-breaker is in back-up relations with other circuit-breakers
(!) Important notice about coordination to be verified in Discrimination report

Rev. n°1			Date:		Description	Customer:			Drawing number:		
Rev. n°2			Drafter:			Project:	PANELI K1.2				
Rev. n°3			Design.:			File:		Sheet: 4	Next sheet: 5	Sheets: 6	
REVISIONS	Date:	Signatures	Approval:			Serial:					

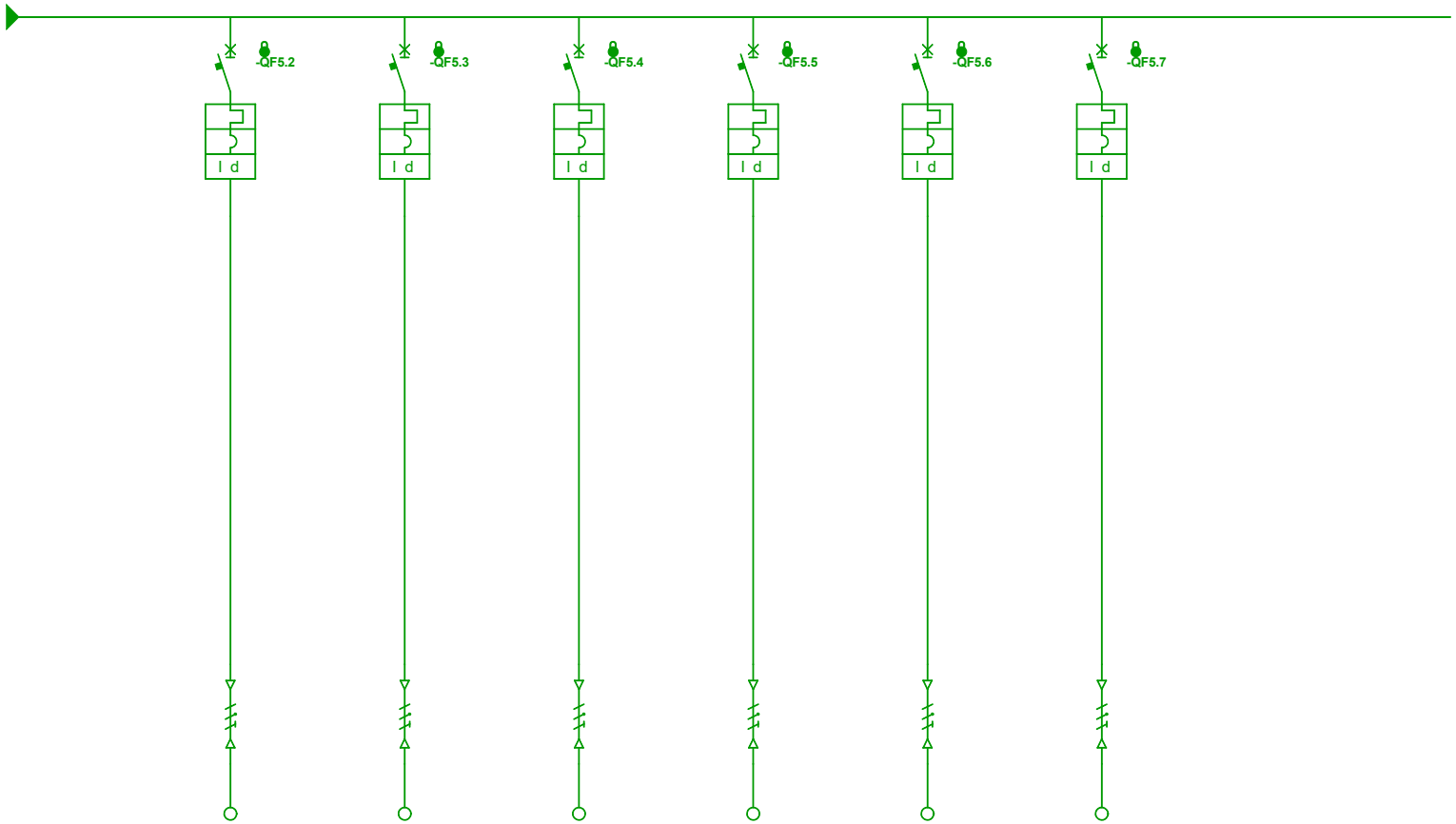

Load	Description				RACK		NDRICIM EMERGJENCE		REZERVE		REZERVE		REZERVE		REZERVE				
	Voltage [V]	dU %			231	1.00	231	0.49	231	0.49	231	1.00	231	0.49	231	0.49			
	Active power [kW]	UF %			2.00	100	1.00	100	1.00	100	2.00	100	1.00	100	1.00	100			
	In [A]	Cosphi			9.6	0.90	4.8	0.90	4.8	0.90	9.6	0.90	4.8	0.90	4.8	0.90			
Command / protection	Producer				ABB		ABB		ABB		ABB		ABB		ABB				
	Circuit breaker/Disconnector				DS201 C20/0,03-AC		DS201 C10/0,03-AC		DS201 C16/0,03-AC		DS201 C16/0,03-AC		DS201 C16/0,03-AC		DS201 C16/0,03-AC				
	Poles	In [A]			1P+N	20	1P+N	10	1P+N	16	1P+N	16	1P+N	16	1P+N	16			
	Ith [A]	Idn [A]			20.0	0.030	10.0	0.030	16.0	0.030	16.0	0.030	16.0	0.030	16.0	0.030			
	Im [A]	Icu/Icn [kA]			200.0	10.0	100.0	10.0	160.0	10.0	160.0	10.0	160.0	10.0	160.0	10.0			
	Fuse	Size [A]																	
	Contactor	In [A]																	
	Contactor	In [A]																	
	Overload Relay	Setting [A]																	
Distribution line	Cable type				Cu-EPR/XLPE		Cu-EPR/XLPE		Cu-EPR/XLPE		Cu-EPR/XLPE		Cu-EPR/XLPE		Cu-EPR/XLPE				
	Sections				3G1.5		3G1.5		3G1.5		3G1.5		3G1.5		3G1.5				
	Length [m]	Iz [A]			10	26.0	10	26.0	10	26.0	10	26.0	10	26.0	10	26.0			
	IB L1 [A]	Installation num.			9.6	13		13		13	9.6	13		13		13			
	IB L2 [A]	dU %				1.00	4.8	0.49		0.49		1.00	4.8	0.49		0.49			
	IB L3 [A]	Ib min [kA]				0.43		0.43	4.8	0.43		0.43		0.43	4.8	0.43			
	IB N [A]	Ib max [kA]			9.6	5.99	4.8	5.99	4.8	5.99	9.6	5.99	4.8	5.99	4.8	5.99			

(*) The circuit-breaker is in discrimination relations with other circuit-breakers
(**) The circuit-breaker is in back-up relations with other circuit-breakers
(!) Important notice about coordination to be verified in Discrimination report

Rev. n°1			Date:		Description	Customer:			Drawing number:		
Rev. n°2			Drafter:			Project:	PANELI K1.2				
Rev. n°3			Design.:			File:		Sheet: 5	Next sheet: 6	Sheets: 6	
REVISIONS	Date:	Signatures	Approval:			Serial:					

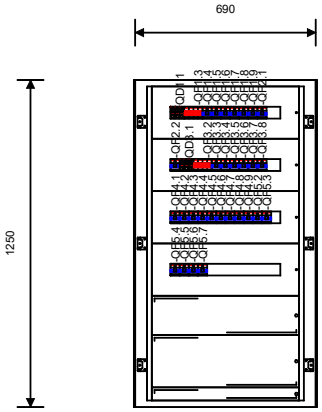

(*) The circuit-breaker is in discrimination relations with other circuit-breakers
(**) The circuit-breaker is in back-up relations with other circuit-breakers
(!) Important notice about coordination to be verified in Discrimination report

Rev. n°1			Date:			Description	Customer:			Drawing number:	
Rev. n°2			Drafter:				Project:				
Rev. n°3			Design.:				File:		Sheet: 6	Next sheet:	Sheets: 6
REVISIONS	Date:	Signatures	Approval:				Serial:				

Short circuit calculation

Switchboard	Ib LLL (kA)	Ip LLL (kA)	Ib LL (kA)	Ip LL (kA)	Ib LN (kA)	Ip LN (kA)	Ib LPE (kA)	Ip LPE (kA)
Switchboard1	10.00	24.68	8.66	21.37	6.00	14.81	6.00	14.81

Rev. n°1			Date:			Description	Customer:			Drawing number:	
Rev. n°2			Drafter:				Project:	PANELI K1.2			
Rev. n°3			Design.:				File:		Sheet: 1	Next sheet:	Sheets: 1
REVISIONS	Date:	Signatures	Approval:				Serial:				

Protection of Lv Cables

-WC1.4 L1PRR.K1.2

Load data	Phases - Distribution System		LN / TN-S (L1-N)
	Voltage	[V]	230.94
	IB (A)	[A]	9.6
	Cosphi		0.90
Cable	Cable cross-sections		3G1.5
	Conductor - Insulator		Cu / EPR/XLPE
	Length (m)	[m]	10
	Iz (A)	[A]	26.0
	dU (%)		1.00
	Work Temp (°C)	[°C]	38.2
	Power loss	[W]	24.52
	K²S²	[A2s]	45929

Protection checks

Overload: protected by **-QF1.4 DS201 C16/0,03-AC** — **Passed**
IB (9.62[A]) <= Ith (16.00[A]) <= Iz (26.00[A]) and If (23.20[A]) <= 1.45*Iz (37.70[A]); Uref=400V

1 2 **Short circuit at terminal 1 (current flowing downstream): protected by** **-QF1.4 DS201 C16/0,03-AC** — **Passed**
Protection guaranteed up to Ik LN (6.00[kA]), Ik L-PE (6.00[kA]); Uref=400V

Indirect touch at terminal 2 (current flowing downstream): protected by **-QF1.4 DS201 C16/0,03-AC** — **Passed**
Id (0.03[A]) <= Ikmin L-PE (0.43[kA]) and Td (0.04[s]) <= Max tripping time (0.40[s]); Uref=400V

1 2 **Short circuit at terminal 2 (current flowing upstream): protected by**

Indirect touch at terminal 1 (current flowing upstream): protected by

-WC1.5 L1N.K1.2

Load data	Phases - Distribution System		LN / TN-S (L2-N)
	Voltage	[V]	230.94
	IB (A)	[A]	4.8
	Cosphi		0.90
Cable	Cable cross-sections		3G1.5
	Conductor - Insulator		Cu / EPR/XLPE
	Length (m)	[m]	10
	Iz (A)	[A]	26.0
	dU (%)		0.49
	Work Temp (°C)	[°C]	32.1
	Power loss	[W]	5.99
	K²S²	[A2s]	45929

Protection checks

Overload: protected by **-QF1.5 DS201 C10/0,03-AC** — **Passed**
IB (4.81[A]) <= Ith (10.00[A]) <= Iz (26.00[A]) and If (14.50[A]) <= 1.45*Iz (37.70[A]); Uref=400V

1 2 **Short circuit at terminal 1 (current flowing downstream): protected by** **-QF1.5 DS201 C10/0,03-AC** — **Passed**
Protection guaranteed up to Ik LN (6.00[kA]), Ik L-PE (6.00[kA]); Uref=400V

Indirect touch at terminal 2 (current flowing downstream): protected by **-QF1.5 DS201 C10/0,03-AC** — **Passed**
Id (0.03[A]) <= Ikmin L-PE (0.43[kA]) and Td (0.04[s]) <= Max tripping time (0.40[s]); Uref=400V

1 2 **Short circuit at terminal 2 (current flowing upstream): protected by**

Indirect touch at terminal 1 (current flowing upstream): protected by

-WC1.6 L2N.K1.2

Load data	Phases - Distribution System		LN / TN-S (L3-N)
	Voltage	[V]	230.94
	IB (A)	[A]	4.8
	Cosphi		0.90
Cable	Cable cross-sections		3G1.5
	Conductor - Insulator		Cu / EPR/XLPE
	Length (m)	[m]	10
	Iz (A)	[A]	26.0
	dU (%)		0.49
	Work Temp (°C)	[°C]	32.1
	Power loss	[W]	5.99
	K²S²	[A2s]	45929

Protection checks

Overload: protected by **-QF1.6 DS201 C10/0,03-AC** — **Passed**
IB (4.81[A]) <= Ith (10.00[A]) <= Iz (26.00[A]) and If (14.50[A]) <= 1.45*Iz (37.70[A]); Uref=400V

1 2 **Short circuit at terminal 1 (current flowing downstream): protected by** **-QF1.6 DS201 C10/0,03-AC** — **Passed**
Protection guaranteed up to Ik LN (6.00[kA]), Ik L-PE (6.00[kA]); Uref=400V

Indirect touch at terminal 2 (current flowing downstream): protected by **-QF1.6 DS201 C10/0,03-AC** — **Passed**
Id (0.03[A]) <= Ikmin L-PE (0.43[kA]) and Td (0.04[s]) <= Max tripping time (0.40[s]); Uref=400V

1 2 **Short circuit at terminal 2 (current flowing upstream): protected by**

Indirect touch at terminal 1 (current flowing upstream): protected by

Protection of Lv Cables

-WC1.7 L3N.K1.2

Load data	Phases - Distribution System		LN / TN-S (L1-N)
	Voltage	[V]	230.94
	IB (A)	[A]	4.8
	Cosphi		0.90
Cable	Cable cross-sections		3G1.5
	Conductor - Insulator		Cu / EPR/XLPE
	Length (m)	[m]	10
	Iz (A)	[A]	26.0
	dU (%)		0.49
	Work Temp (°C)	[°C]	32.1
	Power loss	[W]	5.99
	K²S²	[A2s]	45929

Protection checks

Overload: protected by -QF1.7 DS201 C10/0,03-AC IB (4.81[A]) <= Ith (10.00[A]) <= Iz (26.00[A]) and If (14.50[A]) <= 1.45*Iz (37.70[A]); Uref=400V		Passed
Short circuit at terminal 1 (current flowing downstream): protected by -QF1.7 DS201 C10/0,03-AC Protection guaranteed up to Ik LN (6.00[kA]), Ik L-PE (6.00[kA]); Uref=400V	1 2	Passed
Indirect touch at terminal 2 (current flowing downstream): protected by -QF1.7 DS201 C10/0,03-AC Id (0.03[A]) <= Ikmin L-PE (0.43[kA]) and Td (0.04[s]) <= Max tripping time (0.40[s]); Uref=400V		Passed
Short circuit at terminal 2 (current flowing upstream): protected by	1 2	
Indirect touch at terminal 1 (current flowing upstream): protected by		

-WC1.8 REZERVE

Load data	Phases - Distribution System		LN / TN-S (L1-N)
	Voltage	[V]	230.94
	IB (A)	[A]	9.6
	Cosphi		0.90
Cable	Cable cross-sections		3G1.5
	Conductor - Insulator		Cu / EPR/XLPE
	Length (m)	[m]	10
	Iz (A)	[A]	26.0
	dU (%)		1.00
	Work Temp (°C)	[°C]	38.2
	Power loss	[W]	24.52
	K²S²	[A2s]	45929

Protection checks

Overload: protected by -QF1.8 DS201 C16/0,03-AC IB (9.62[A]) <= Ith (16.00[A]) <= Iz (26.00[A]) and If (23.20[A]) <= 1.45*Iz (37.70[A]); Uref=400V		Passed
Short circuit at terminal 1 (current flowing downstream): protected by -QF1.8 DS201 C16/0,03-AC Protection guaranteed up to Ik LN (6.00[kA]), Ik L-PE (6.00[kA]); Uref=400V	1 2	Passed
Indirect touch at terminal 2 (current flowing downstream): protected by -QF1.8 DS201 C16/0,03-AC Id (0.03[A]) <= Ikmin L-PE (0.43[kA]) and Td (0.04[s]) <= Max tripping time (0.40[s]); Uref=400V		Passed
Short circuit at terminal 2 (current flowing upstream): protected by	1 2	
Indirect touch at terminal 1 (current flowing upstream): protected by		

-WC1.9 REZERVE

Load data	Phases - Distribution System		LN / TN-S (L2-N)
	Voltage	[V]	230.94
	IB (A)	[A]	4.8
	Cosphi		0.90
Cable	Cable cross-sections		3G1.5
	Conductor - Insulator		Cu / EPR/XLPE
	Length (m)	[m]	10
	Iz (A)	[A]	26.0
	dU (%)		0.49
	Work Temp (°C)	[°C]	32.1
	Power loss	[W]	5.99
	K²S²	[A2s]	45929

Protection checks

Overload: protected by -QF1.9 DS201 C10/0,03-AC IB (4.81[A]) <= Ith (10.00[A]) <= Iz (26.00[A]) and If (14.50[A]) <= 1.45*Iz (37.70[A]); Uref=400V		Passed
Short circuit at terminal 1 (current flowing downstream): protected by -QF1.9 DS201 C10/0,03-AC Protection guaranteed up to Ik LN (6.00[kA]), Ik L-PE (6.00[kA]); Uref=400V	1 2	Passed
Indirect touch at terminal 2 (current flowing downstream): protected by -QF1.9 DS201 C10/0,03-AC Id (0.03[A]) <= Ikmin L-PE (0.43[kA]) and Td (0.04[s]) <= Max tripping time (0.40[s]); Uref=400V		Passed
Short circuit at terminal 2 (current flowing upstream): protected by	1 2	
Indirect touch at terminal 1 (current flowing upstream): protected by		

Protection of Lv Cables

-WC2.1 REZERVE

Load data	Phases - Distribution System		LN / TN-S (L3-N)
	Voltage	[V]	230.94
	IB (A)	[A]	4.8
	Cosphi		0.90
Cable	Cable cross-sections		3G1.5
	Conductor - Insulator		Cu / EPR/XLPE
	Length (m)	[m]	10
	Iz (A)	[A]	26.0
	dU (%)		0.49
	Work Temp (°C)	[°C]	32.1
	Power loss	[W]	5.99
	K²S²	[A2s]	45929

Protection checks

	Overload: protected by **-QF2.1 DS201 C10/0,03-AC** IB (4.81[A]) <= Ith (10.00[A]) <= Iz (26.00[A]) and If (14.50[A]) <= 1.45*Iz (37.70[A]); Uref=400V	**Passed**
1 / 2	**Short circuit at terminal 1 (current flowing downstream): protected by** **-QF2.1 DS201 C10/0,03-AC** Protection guaranteed up to Ik LN (6.00[kA]), Ik L-PE (6.00[kA]); Uref=400V	**Passed**
	Indirect touch at terminal 2 (current flowing downstream): protected by **-QF2.1 DS201 C10/0,03-AC** Id (0.03[A]) <= Ikmin L-PE (0.43[kA]) and Td (0.04[s]) <= Max tripping time (0.40[s]); Uref=400V	**Passed**
1 / 2	**Short circuit at terminal 2 (current flowing upstream): protected by**	
	Indirect touch at terminal 1 (current flowing upstream): protected by	

-WC2.2 REZERVE

Load data	Phases - Distribution System		LN / TN-S (L1-N)
	Voltage	[V]	230.94
	IB (A)	[A]	9.6
	Cosphi		0.90
Cable	Cable cross-sections		3G1.5
	Conductor - Insulator		Cu / EPR/XLPE
	Length (m)	[m]	10
	Iz (A)	[A]	26.0
	dU (%)		1.00
	Work Temp (°C)	[°C]	38.2
	Power loss	[W]	24.52
	K²S²	[A2s]	45929

Protection checks

	Overload: protected by **-QF2.2 DS201 C16/0,03-AC** IB (9.62[A]) <= Ith (16.00[A]) <= Iz (26.00[A]) and If (23.20[A]) <= 1.45*Iz (37.70[A]); Uref=400V	**Passed**
1 / 2	**Short circuit at terminal 1 (current flowing downstream): protected by** **-QF2.2 DS201 C16/0,03-AC** Protection guaranteed up to Ik LN (6.00[kA]), Ik L-PE (6.00[kA]); Uref=400V	**Passed**
	Indirect touch at terminal 2 (current flowing downstream): protected by **-QF2.2 DS201 C16/0,03-AC** Id (0.03[A]) <= Ikmin L-PE (0.43[kA]) and Td (0.04[s]) <= Max tripping time (0.40[s]); Uref=400V	**Passed**
1 / 2	**Short circuit at terminal 2 (current flowing upstream): protected by**	
	Indirect touch at terminal 1 (current flowing upstream): protected by	

-WC3.3 L1UP.K1.2

Load data	Phases - Distribution System		LN / TN-S (L1-N)
	Voltage	[V]	230.94
	IB (A)	[A]	9.6
	Cosphi		0.90
Cable	Cable cross-sections		3G1.5
	Conductor - Insulator		Cu / EPR/XLPE
	Length (m)	[m]	10
	Iz (A)	[A]	26.0
	dU (%)		1.00
	Work Temp (°C)	[°C]	38.2
	Power loss	[W]	24.52
	K²S²	[A2s]	45929

Protection checks

	Overload: protected by **-QF3.3 DS201 C16/0,03-AC** IB (9.62[A]) <= Ith (16.00[A]) <= Iz (26.00[A]) and If (23.20[A]) <= 1.45*Iz (37.70[A]); Uref=400V	**Passed**
1 / 2	**Short circuit at terminal 1 (current flowing downstream): protected by** **-QF3.3 DS201 C16/0,03-AC** Protection guaranteed up to Ik LN (5.99[kA]), Ik L-PE (5.99[kA]); Uref=400V	**Passed**
	Indirect touch at terminal 2 (current flowing downstream): protected by **-QF3.3 DS201 C16/0,03-AC** Id (0.03[A]) <= Ikmin L-PE (0.43[kA]) and Td (0.04[s]) <= Max tripping time (0.40[s]); Uref=400V	**Passed**
1 / 2	**Short circuit at terminal 2 (current flowing upstream): protected by**	
	Indirect touch at terminal 1 (current flowing upstream): protected by	

Protection of Lv Cables

-WC3.4 L2UP.K1.2

Load data	Phases - Distribution System		LN / TN-S (L2-N)
	Voltage	[V]	230.94
	IB (A)	[A]	4.8
	Cosphi		0.90
Cable	Cable cross-sections		3G1.5
	Conductor - Insulator		Cu / EPR/XLPE
	Length (m)	[m]	10
	Iz (A)	[A]	26.0
	dU (%)		0.49
	Work Temp (°C)	[°C]	32.1
	Power loss	[W]	5.99
	K²S²	[A2s]	45929

Protection checks

	Overload: protected by **-QF3.4 DS201 C16/0,03-AC** IB (4.81[A]) <= Ith (16.00[A]) <= Iz (26.00[A]) and If (23.20[A]) <= 1.45*Iz (37.70[A]); Uref=400V	**Passed**
1 2	**Short circuit at terminal 1 (current flowing downstream): protected by** **-QF3.4 DS201 C16/0,03-AC** Protection guaranteed up to Ik LN (5.99[kA]), Ik L-PE (5.99[kA]); Uref=400V	**Passed**
	Indirect touch at terminal 2 (current flowing downstream): protected by **-QF3.4 DS201 C16/0,03-AC** Id (0.03[A]) <= Ikmin L-PE (0.43[kA]) and Td (0.04[s]) <= Max tripping time (0.40[s]); Uref=400V	**Passed**
1 2	**Short circuit at terminal 2 (current flowing upstream): protected by**	
	Indirect touch at terminal 1 (current flowing upstream): protected by	

-WC3.5 L3UP.K1.2

Load data	Phases - Distribution System		LN / TN-S (L3-N)
	Voltage	[V]	230.94
	IB (A)	[A]	4.8
	Cosphi		0.90
Cable	Cable cross-sections		3G1.5
	Conductor - Insulator		Cu / EPR/XLPE
	Length (m)	[m]	10
	Iz (A)	[A]	26.0
	dU (%)		0.49
	Work Temp (°C)	[°C]	32.1
	Power loss	[W]	5.99
	K²S²	[A2s]	45929

Protection checks

	Overload: protected by **-QF3.5 DS201 C16/0,03-AC** IB (4.81[A]) <= Ith (16.00[A]) <= Iz (26.00[A]) and If (23.20[A]) <= 1.45*Iz (37.70[A]); Uref=400V	**Passed**
1 2	**Short circuit at terminal 1 (current flowing downstream): protected by** **-QF3.5 DS201 C16/0,03-AC** Protection guaranteed up to Ik LN (5.99[kA]), Ik L-PE (5.99[kA]); Uref=400V	**Passed**
	Indirect touch at terminal 2 (current flowing downstream): protected by **-QF3.5 DS201 C16/0,03-AC** Id (0.03[A]) <= Ikmin L-PE (0.43[kA]) and Td (0.04[s]) <= Max tripping time (0.40[s]); Uref=400V	**Passed**
1 2	**Short circuit at terminal 2 (current flowing upstream): protected by**	
	Indirect touch at terminal 1 (current flowing upstream): protected by	

-WC3.6 L4UP.K1.2

Load data	Phases - Distribution System		LN / TN-S (L1-N)
	Voltage	[V]	230.94
	IB (A)	[A]	9.6
	Cosphi		0.90
Cable	Cable cross-sections		3G1.5
	Conductor - Insulator		Cu / EPR/XLPE
	Length (m)	[m]	10
	Iz (A)	[A]	26.0
	dU (%)		1.00
	Work Temp (°C)	[°C]	38.2
	Power loss	[W]	24.52
	K²S²	[A2s]	45929

Protection checks

	Overload: protected by **-QF3.6 DS201 C16/0,03-AC** IB (9.62[A]) <= Ith (16.00[A]) <= Iz (26.00[A]) and If (23.20[A]) <= 1.45*Iz (37.70[A]); Uref=400V	**Passed**
1 2	**Short circuit at terminal 1 (current flowing downstream): protected by** **-QF3.6 DS201 C16/0,03-AC** Protection guaranteed up to Ik LN (5.99[kA]), Ik L-PE (5.99[kA]); Uref=400V	**Passed**
	Indirect touch at terminal 2 (current flowing downstream): protected by **-QF3.6 DS201 C16/0,03-AC** Id (0.03[A]) <= Ikmin L-PE (0.43[kA]) and Td (0.04[s]) <= Max tripping time (0.40[s]); Uref=400V	**Passed**
1 2	**Short circuit at terminal 2 (current flowing upstream): protected by**	
	Indirect touch at terminal 1 (current flowing upstream): protected by	

Protection of Lv Cables

-WC3.7 L5UP.K1.2

Load data	Phases - Distribution System		LN / TN-S (L2-N)
	Voltage	[V]	230.94
	IB (A)	[A]	4.8
	Cosphi		0.90
Cable	Cable cross-sections		3G1.5
	Conductor - Insulator		Cu / EPR/XLPE
	Length (m)	[m]	10
	Iz (A)	[A]	26.0
	dU (%)		0.49
	Work Temp (°C)	[°C]	32.1
	Power loss	[W]	5.99
	K²S²	[A2s]	45929

Protection checks

	Overload: protected by **-QF3.7 DS201 C16/0,03-AC** IB (4.81[A]) <= Ith (16.00[A]) <= Iz (26.00[A]) and If (23.20[A]) <= 1.45*Iz (37.70[A]); Uref=400V	**Passed**
1 2	**Short circuit at terminal 1 (current flowing downstream): protected by** **-QF3.7 DS201 C16/0,03-AC** Protection guaranteed up to Ik LN (5.99[kA]), Ik L-PE (5.99[kA]); Uref=400V	**Passed**
	Indirect touch at terminal 2 (current flowing downstream): protected by **-QF3.7 DS201 C16/0,03-AC** Id (0.03[A]) <= Ikmin L-PE (0.43[kA]) and Td (0.04[s]) <= Max tripping time (0.40[s]); Uref=400V	**Passed**
1 2	**Short circuit at terminal 2 (current flowing upstream): protected by**	
	Indirect touch at terminal 1 (current flowing upstream): protected by	

-WC3.8 L6UP.K1.2

Load data	Phases - Distribution System		LN / TN-S (L3-N)
	Voltage	[V]	230.94
	IB (A)	[A]	4.8
	Cosphi		0.90
Cable	Cable cross-sections		3G1.5
	Conductor - Insulator		Cu / EPR/XLPE
	Length (m)	[m]	10
	Iz (A)	[A]	26.0
	dU (%)		0.49
	Work Temp (°C)	[°C]	32.1
	Power loss	[W]	5.99
	K²S²	[A2s]	45929

Protection checks

	Overload: protected by **-QF3.8 DS201 C16/0,03-AC** IB (4.81[A]) <= Ith (16.00[A]) <= Iz (26.00[A]) and If (23.20[A]) <= 1.45*Iz (37.70[A]); Uref=400V	**Passed**
1 2	**Short circuit at terminal 1 (current flowing downstream): protected by** **-QF3.8 DS201 C16/0,03-AC** Protection guaranteed up to Ik LN (5.99[kA]), Ik L-PE (5.99[kA]); Uref=400V	**Passed**
	Indirect touch at terminal 2 (current flowing downstream): protected by **-QF3.8 DS201 C16/0,03-AC** Id (0.03[A]) <= Ikmin L-PE (0.43[kA]) and Td (0.04[s]) <= Max tripping time (0.40[s]); Uref=400V	**Passed**
1 2	**Short circuit at terminal 2 (current flowing upstream): protected by**	
	Indirect touch at terminal 1 (current flowing upstream): protected by	

-WC4.1 L7UP.K1.2

Load data	Phases - Distribution System		LN / TN-S (L1-N)
	Voltage	[V]	230.94
	IB (A)	[A]	9.6
	Cosphi		0.90
Cable	Cable cross-sections		3G1.5
	Conductor - Insulator		Cu / EPR/XLPE
	Length (m)	[m]	10
	Iz (A)	[A]	26.0
	dU (%)		1.00
	Work Temp (°C)	[°C]	38.2
	Power loss	[W]	24.52
	K²S²	[A2s]	45929

Protection checks

	Overload: protected by **-QF4.1 DS201 C16/0,03-AC** IB (9.62[A]) <= Ith (16.00[A]) <= Iz (26.00[A]) and If (23.20[A]) <= 1.45*Iz (37.70[A]); Uref=400V	**Passed**
1 2	**Short circuit at terminal 1 (current flowing downstream): protected by** **-QF4.1 DS201 C16/0,03-AC** Protection guaranteed up to Ik LN (5.99[kA]), Ik L-PE (5.99[kA]); Uref=400V	**Passed**
	Indirect touch at terminal 2 (current flowing downstream): protected by **-QF4.1 DS201 C16/0,03-AC** Id (0.03[A]) <= Ikmin L-PE (0.43[kA]) and Td (0.04[s]) <= Max tripping time (0.40[s]); Uref=400V	**Passed**
1 2	**Short circuit at terminal 2 (current flowing upstream): protected by**	
	Indirect touch at terminal 1 (current flowing upstream): protected by	

Protection of Lv Cables

-WC4.2 L8UP.K1.2

Load data	Phases - Distribution System		LN / TN-S (L2-N)
	Voltage	[V]	230.94
	IB (A)	[A]	4.8
	Cosphi		0.90
Cable	Cable cross-sections		3G1.5
	Conductor - Insulator		Cu / EPR/XLPE
	Length (m)	[m]	10
	Iz (A)	[A]	26.0
	dU (%)		0.49
	Work Temp (°C)	[°C]	32.1
	Power loss	[W]	5.99
	K²S²	[A2s]	45929

Protection checks

	Overload: protected by -QF4.2 DS201 C16/0,03-AC IB (4.81[A]) <= Ith (16.00[A]) <= Iz (26.00[A]) and If (23.20[A]) <= 1.45*Iz (37.70[A]); Uref=400V	Passed
1 2	**Short circuit at terminal 1 (current flowing downstream): protected by** -QF4.2 DS201 C16/0,03-AC Protection guaranteed up to Ik LN (5.99[kA]), Ik L-PE (5.99[kA]); Uref=400V	Passed
	Indirect touch at terminal 2 (current flowing downstream): protected by -QF4.2 DS201 C16/0,03-AC Id (0.03[A]) <= Ikmin L-PE (0.43[kA]) and Td (0.04[s]) <= Max tripping time (0.40[s]); Uref=400V	Passed
1 2	**Short circuit at terminal 2 (current flowing upstream): protected by**	
	Indirect touch at terminal 1 (current flowing upstream): protected by	

-WC4.3 L9UP.K1.2

Load data	Phases - Distribution System		LN / TN-S (L3-N)
	Voltage	[V]	230.94
	IB (A)	[A]	4.8
	Cosphi		0.90
Cable	Cable cross-sections		3G1.5
	Conductor - Insulator		Cu / EPR/XLPE
	Length (m)	[m]	10
	Iz (A)	[A]	26.0
	dU (%)		0.49
	Work Temp (°C)	[°C]	32.1
	Power loss	[W]	5.99
	K²S²	[A2s]	45929

Protection checks

	Overload: protected by -QF4.3 DS201 C16/0,03-AC IB (4.81[A]) <= Ith (16.00[A]) <= Iz (26.00[A]) and If (23.20[A]) <= 1.45*Iz (37.70[A]); Uref=400V	Passed
1 2	**Short circuit at terminal 1 (current flowing downstream): protected by** -QF4.3 DS201 C16/0,03-AC Protection guaranteed up to Ik LN (5.99[kA]), Ik L-PE (5.99[kA]); Uref=400V	Passed
	Indirect touch at terminal 2 (current flowing downstream): protected by -QF4.3 DS201 C16/0,03-AC Id (0.03[A]) <= Ikmin L-PE (0.43[kA]) and Td (0.04[s]) <= Max tripping time (0.40[s]); Uref=400V	Passed
1 2	**Short circuit at terminal 2 (current flowing upstream): protected by**	
	Indirect touch at terminal 1 (current flowing upstream): protected by	

-WC4.4 L10UP.K1.2

Load data	Phases - Distribution System		LN / TN-S (L1-N)
	Voltage	[V]	230.94
	IB (A)	[A]	9.6
	Cosphi		0.90
Cable	Cable cross-sections		3G1.5
	Conductor - Insulator		Cu / EPR/XLPE
	Length (m)	[m]	10
	Iz (A)	[A]	26.0
	dU (%)		1.00
	Work Temp (°C)	[°C]	38.2
	Power loss	[W]	24.52
	K²S²	[A2s]	45929

Protection checks

	Overload: protected by -QF4.4 DS201 C16/0,03-AC IB (9.62[A]) <= Ith (16.00[A]) <= Iz (26.00[A]) and If (23.20[A]) <= 1.45*Iz (37.70[A]); Uref=400V	Passed
1 2	**Short circuit at terminal 1 (current flowing downstream): protected by** -QF4.4 DS201 C16/0,03-AC Protection guaranteed up to Ik LN (5.99[kA]), Ik L-PE (5.99[kA]); Uref=400V	Passed
	Indirect touch at terminal 2 (current flowing downstream): protected by -QF4.4 DS201 C16/0,03-AC Id (0.03[A]) <= Ikmin L-PE (0.43[kA]) and Td (0.04[s]) <= Max tripping time (0.40[s]); Uref=400V	Passed
1 2	**Short circuit at terminal 2 (current flowing upstream): protected by**	
	Indirect touch at terminal 1 (current flowing upstream): protected by	

Protection of Lv Cables

-WC4.5 L11UP.K1.2

Load data	Phases - Distribution System		LN / TN-S (L2-N)
	Voltage	[V]	230.94
	IB (A)	[A]	4.8
	Cosphi		0.90
Cable	Cable cross-sections		3G1.5
	Conductor - Insulator		Cu / EPR/XLPE
	Length (m)	[m]	10
	Iz (A)	[A]	26.0
	dU (%)		0.49
	Work Temp (°C)	[°C]	32.1
	Power loss	[W]	5.99
	K²S²	[A2s]	45929

Protection checks

Overload: protected by **-QF4.5 DS201 C16/0,03-AC** — **Passed**
IB (4.81[A]) <= Ith (16.00[A]) <= Iz (26.00[A]) and If (23.20[A]) <= 1.45*Iz (37.70[A]); Uref=400V

Short circuit at terminal 1 (current flowing downstream): protected by **-QF4.5 DS201 C16/0,03-AC** — **Passed**
Protection guaranteed up to Ik LN (5.99[kA]), Ik L-PE (5.99[kA]); Uref=400V

Indirect touch at terminal 2 (current flowing downstream): protected by **-QF4.5 DS201 C16/0,03-AC** — **Passed**
Id (0.03[A]) <= Ikmin L-PE (0.43[kA]) and Td (0.04[s]) <= Max tripping time (0.40[s]); Uref=400V

Short circuit at terminal 2 (current flowing upstream): protected by

Indirect touch at terminal 1 (current flowing upstream): protected by

-WC4.6 L12UP.K1.2

Load data	Phases - Distribution System		LN / TN-S (L3-N)
	Voltage	[V]	230.94
	IB (A)	[A]	4.8
	Cosphi		0.90
Cable	Cable cross-sections		3G1.5
	Conductor - Insulator		Cu / EPR/XLPE
	Length (m)	[m]	10
	Iz (A)	[A]	26.0
	dU (%)		0.49
	Work Temp (°C)	[°C]	32.1
	Power loss	[W]	5.99
	K²S²	[A2s]	45929

Protection checks

Overload: protected by **-QF4.6 DS201 C16/0,03-AC** — **Passed**
IB (4.81[A]) <= Ith (16.00[A]) <= Iz (26.00[A]) and If (23.20[A]) <= 1.45*Iz (37.70[A]); Uref=400V

Short circuit at terminal 1 (current flowing downstream): protected by **-QF4.6 DS201 C16/0,03-AC** — **Passed**
Protection guaranteed up to Ik LN (5.99[kA]), Ik L-PE (5.99[kA]); Uref=400V

Indirect touch at terminal 2 (current flowing downstream): protected by **-QF4.6 DS201 C16/0,03-AC** — **Passed**
Id (0.03[A]) <= Ikmin L-PE (0.43[kA]) and Td (0.04[s]) <= Max tripping time (0.40[s]); Uref=400V

Short circuit at terminal 2 (current flowing upstream): protected by

Indirect touch at terminal 1 (current flowing upstream): protected by

-WC4.7 L13UP.K1.2

Load data	Phases - Distribution System		LN / TN-S (L1-N)
	Voltage	[V]	230.94
	IB (A)	[A]	9.6
	Cosphi		0.90
Cable	Cable cross-sections		3G1.5
	Conductor - Insulator		Cu / EPR/XLPE
	Length (m)	[m]	10
	Iz (A)	[A]	26.0
	dU (%)		1.00
	Work Temp (°C)	[°C]	38.2
	Power loss	[W]	24.52
	K²S²	[A2s]	45929

Protection checks

Overload: protected by **-QF4.7 DS201 C16/0,03-AC** — **Passed**
IB (9.62[A]) <= Ith (16.00[A]) <= Iz (26.00[A]) and If (23.20[A]) <= 1.45*Iz (37.70[A]); Uref=400V

Short circuit at terminal 1 (current flowing downstream): protected by **-QF4.7 DS201 C16/0,03-AC** — **Passed**
Protection guaranteed up to Ik LN (5.99[kA]), Ik L-PE (5.99[kA]); Uref=400V

Indirect touch at terminal 2 (current flowing downstream): protected by **-QF4.7 DS201 C16/0,03-AC** — **Passed**
Id (0.03[A]) <= Ikmin L-PE (0.43[kA]) and Td (0.04[s]) <= Max tripping time (0.40[s]); Uref=400V

Short circuit at terminal 2 (current flowing upstream): protected by

Indirect touch at terminal 1 (current flowing upstream): protected by

Protection of Lv Cables

-WC4.8 L14UP.K1.2

Load data	Phases - Distribution System		LN / TN-S (L2-N)
	Voltage	[V]	230.94
	IB (A)	[A]	4.8
	Cosphi		0.90
Cable	Cable cross-sections		3G1.5
	Conductor - Insulator		Cu / EPR/XLPE
	Length (m)	[m]	10
	Iz (A)	[A]	26.0
	dU (%)		0.49
	Work Temp (°C)	[°C]	32.1
	Power loss	[W]	5.99
	K²S²	[A2s]	45929

Protection checks

Overload: protected by -QF4.8 DS201 C16/0,03-AC IB (4.81[A]) <= Ith (16.00[A]) <= Iz (26.00[A]) and If (23.20[A]) <= 1.45*Iz (37.70[A]); Uref=400V		Passed
Short circuit at terminal 1 (current flowing downstream): protected by -QF4.8 DS201 C16/0,03-AC Protection guaranteed up to Ik LN (5.99[kA]), Ik L-PE (5.99[kA]); Uref=400V	1 2	Passed
Indirect touch at terminal 2 (current flowing downstream): protected by -QF4.8 DS201 C16/0,03-AC Id (0.03[A]) <= Ikmin L-PE (0.43[kA]) and Td (0.04[s]) <= Max tripping time (0.40[s]); Uref=400V		Passed
Short circuit at terminal 2 (current flowing upstream): protected by	1 2	
Indirect touch at terminal 1 (current flowing upstream): protected by		

-WC4.9 L15UP.K1.2

Load data	Phases - Distribution System		LN / TN-S (L3-N)
	Voltage	[V]	230.94
	IB (A)	[A]	4.8
	Cosphi		0.90
Cable	Cable cross-sections		3G1.5
	Conductor - Insulator		Cu / EPR/XLPE
	Length (m)	[m]	10
	Iz (A)	[A]	26.0
	dU (%)		0.49
	Work Temp (°C)	[°C]	32.1
	Power loss	[W]	5.99
	K²S²	[A2s]	45929

Protection checks

Overload: protected by -QF4.9 DS201 C16/0,03-AC IB (4.81[A]) <= Ith (16.00[A]) <= Iz (26.00[A]) and If (23.20[A]) <= 1.45*Iz (37.70[A]); Uref=400V		Passed
Short circuit at terminal 1 (current flowing downstream): protected by -QF4.9 DS201 C16/0,03-AC Protection guaranteed up to Ik LN (5.99[kA]), Ik L-PE (5.99[kA]); Uref=400V	1 2	Passed
Indirect touch at terminal 2 (current flowing downstream): protected by -QF4.9 DS201 C16/0,03-AC Id (0.03[A]) <= Ikmin L-PE (0.43[kA]) and Td (0.04[s]) <= Max tripping time (0.40[s]); Uref=400V		Passed
Short circuit at terminal 2 (current flowing upstream): protected by	1 2	
Indirect touch at terminal 1 (current flowing upstream): protected by		

-WC5.2 RACK

Load data	Phases - Distribution System		LN / TN-S (L1-N)
	Voltage	[V]	230.94
	IB (A)	[A]	9.6
	Cosphi		0.90
Cable	Cable cross-sections		3G1.5
	Conductor - Insulator		Cu / EPR/XLPE
	Length (m)	[m]	10
	Iz (A)	[A]	26.0
	dU (%)		1.00
	Work Temp (°C)	[°C]	38.2
	Power loss	[W]	24.52
	K²S²	[A2s]	45929

Protection checks

Overload: protected by -QF5.2 DS201 C20/0,03-AC IB (9.62[A]) <= Ith (20.00[A]) <= Iz (26.00[A]) and If (29.00[A]) <= 1.45*Iz (37.70[A]); Uref=400V		Passed
Short circuit at terminal 1 (current flowing downstream): protected by -QF5.2 DS201 C20/0,03-AC Protection guaranteed up to Ik LN (5.99[kA]), Ik L-PE (5.99[kA]); Uref=400V	1 2	Passed
Indirect touch at terminal 2 (current flowing downstream): protected by -QF5.2 DS201 C20/0,03-AC Id (0.03[A]) <= Ikmin L-PE (0.43[kA]) and Td (0.04[s]) <= Max tripping time (0.40[s]); Uref=400V		Passed
Short circuit at terminal 2 (current flowing upstream): protected by	1 2	
Indirect touch at terminal 1 (current flowing upstream): protected by		

Protection of Lv Cables

-WC5.3 NDRICIM — EMERGJENCE

Load data	Phases - Distribution System		LN / TN-S (L2-N)
	Voltage	[V]	230.94
	IB (A)	[A]	4.8
	Cosphi		0.90
Cable	Cable cross-sections		3G1.5
	Conductor - Insulator		Cu / EPR/XLPE
	Length (m)	[m]	10
	Iz (A)	[A]	26.0
	dU (%)		0.49
	Work Temp (°C)	[°C]	32.1
	Power loss	[W]	5.99
	K²S²	[A2s]	45929

Protection checks

	Overload: protected by **-QF5.3 DS201 C10/0,03-AC** IB (4.81[A]) <= Ith (10.00[A]) <= Iz (26.00[A]) and If (14.50[A]) <= 1.45*Iz (37.70[A]); Uref=400V	Passed
1 2	**Short circuit at terminal 1 (current flowing downstream): protected by** **-QF5.3 DS201 C10/0,03-AC** Protection guaranteed up to Ik LN (5.99[kA]), Ik L-PE (5.99[kA]); Uref=400V	Passed
	Indirect touch at terminal 2 (current flowing downstream): protected by **-QF5.3 DS201 C10/0,03-AC** Id (0.03[A]) <= Ikmin L-PE (0.43[kA]) and Td (0.04[s]) <= Max tripping time (0.40[s]); Uref=400V	Passed
1 2	**Short circuit at terminal 2 (current flowing upstream): protected by**	
	Indirect touch at terminal 1 (current flowing upstream): protected by	

-WC5.4 REZERVE

Load data	Phases - Distribution System		LN / TN-S (L3-N)
	Voltage	[V]	230.94
	IB (A)	[A]	4.8
	Cosphi		0.90
Cable	Cable cross-sections		3G1.5
	Conductor - Insulator		Cu / EPR/XLPE
	Length (m)	[m]	10
	Iz (A)	[A]	26.0
	dU (%)		0.49
	Work Temp (°C)	[°C]	32.1
	Power loss	[W]	5.99
	K²S²	[A2s]	45929

Protection checks

	Overload: protected by **-QF5.4 DS201 C16/0,03-AC** IB (4.81[A]) <= Ith (16.00[A]) <= Iz (26.00[A]) and If (23.20[A]) <= 1.45*Iz (37.70[A]); Uref=400V	Passed
1 2	**Short circuit at terminal 1 (current flowing downstream): protected by** **-QF5.4 DS201 C16/0,03-AC** Protection guaranteed up to Ik LN (5.99[kA]), Ik L-PE (5.99[kA]); Uref=400V	Passed
	Indirect touch at terminal 2 (current flowing downstream): protected by **-QF5.4 DS201 C16/0,03-AC** Id (0.03[A]) <= Ikmin L-PE (0.43[kA]) and Td (0.04[s]) <= Max tripping time (0.40[s]); Uref=400V	Passed
1 2	**Short circuit at terminal 2 (current flowing upstream): protected by**	
	Indirect touch at terminal 1 (current flowing upstream): protected by	

-WC5.5 REZERVE

Load data	Phases - Distribution System		LN / TN-S (L1-N)
	Voltage	[V]	230.94
	IB (A)	[A]	9.6
	Cosphi		0.90
Cable	Cable cross-sections		3G1.5
	Conductor - Insulator		Cu / EPR/XLPE
	Length (m)	[m]	10
	Iz (A)	[A]	26.0
	dU (%)		1.00
	Work Temp (°C)	[°C]	38.2
	Power loss	[W]	24.52
	K²S²	[A2s]	45929

Protection checks

	Overload: protected by **-QF5.5 DS201 C16/0,03-AC** IB (9.62[A]) <= Ith (16.00[A]) <= Iz (26.00[A]) and If (23.20[A]) <= 1.45*Iz (37.70[A]); Uref=400V	Passed
1 2	**Short circuit at terminal 1 (current flowing downstream): protected by** **-QF5.5 DS201 C16/0,03-AC** Protection guaranteed up to Ik LN (5.99[kA]), Ik L-PE (5.99[kA]); Uref=400V	Passed
	Indirect touch at terminal 2 (current flowing downstream): protected by **-QF5.5 DS201 C16/0,03-AC** Id (0.03[A]) <= Ikmin L-PE (0.43[kA]) and Td (0.04[s]) <= Max tripping time (0.40[s]); Uref=400V	Passed
1 2	**Short circuit at terminal 2 (current flowing upstream): protected by**	
	Indirect touch at terminal 1 (current flowing upstream): protected by	

Protection of Lv Cables

-WC5.6 REZERVE

Load data	Phases - Distribution System		LN / TN-S (L2-N)
	Voltage	[V]	230.94
	IB (A)	[A]	4.8
	Cosphi		0.90
Cable	Cable cross-sections		3G1.5
	Conductor - Insulator		Cu / EPR/XLPE
	Length (m)	[m]	10
	Iz (A)	[A]	26.0
	dU (%)		0.49
	Work Temp (°C)	[°C]	32.1
	Power loss	[W]	5.99
	K²S²	[A2s]	45929

Protection checks

Overload: protected by **-QF5.6 DS201 C16/0,03-AC** — **Passed**

IB (4.81[A]) <= Ith (16.00[A]) <= Iz (26.00[A]) and If (23.20[A]) <= 1.45*Iz (37.70[A]); Uref=400V

Short circuit at terminal 1 (current flowing downstream): protected by **-QF5.6 DS201 C16/0,03-AC** — **Passed**

Protection guaranteed up to Ik LN (5.99[kA]), Ik L-PE (5.99[kA]); Uref=400V

Indirect touch at terminal 2 (current flowing downstream): protected by **-QF5.6 DS201 C16/0,03-AC** — **Passed**

Id (0.03[A]) <= Ikmin L-PE (0.43[kA]) and Td (0.04[s]) <= Max tripping time (0.40[s]); Uref=400V

Short circuit at terminal 2 (current flowing upstream): protected by

Indirect touch at terminal 1 (current flowing upstream): protected by

-WC5.7 REZERVE

Load data	Phases - Distribution System		LN / TN-S (L3-N)
	Voltage	[V]	230.94
	IB (A)	[A]	4.8
	Cosphi		0.90
Cable	Cable cross-sections		3G1.5
	Conductor - Insulator		Cu / EPR/XLPE
	Length (m)	[m]	10
	Iz (A)	[A]	26.0
	dU (%)		0.49
	Work Temp (°C)	[°C]	32.1
	Power loss	[W]	5.99
	K²S²	[A2s]	45929

Protection checks

Overload: protected by **-QF5.7 DS201 C16/0,03-AC** — **Passed**

IB (4.81[A]) <= Ith (16.00[A]) <= Iz (26.00[A]) and If (23.20[A]) <= 1.45*Iz (37.70[A]); Uref=400V

Short circuit at terminal 1 (current flowing downstream): protected by **-QF5.7 DS201 C16/0,03-AC** — **Passed**

Protection guaranteed up to Ik LN (5.99[kA]), Ik L-PE (5.99[kA]); Uref=400V

Indirect touch at terminal 2 (current flowing downstream): protected by **-QF5.7 DS201 C16/0,03-AC** — **Passed**

Id (0.03[A]) <= Ikmin L-PE (0.43[kA]) and Td (0.04[s]) <= Max tripping time (0.40[s]); Uref=400V

Short circuit at terminal 2 (current flowing upstream): protected by

Indirect touch at terminal 1 (current flowing upstream): protected by

Load data	Phases - Distribution System		
	Voltage	[V]	
	IB (A)	[A]	
	Cosphi		
Cable	Cable cross-sections		
	Conductor - Insulator		
	Length (m)	[m]	
	Iz (A)	[A]	
	dU (%)		
	Work Temp (°C)	[°C]	
	Power loss	[W]	
	K²S²	[A2s]	

Protection checks

Overload: protected by

Short circuit at terminal 1 (current flowing downstream): protected by

Indirect touch at terminal 2 (current flowing downstream): protected by

Short circuit at terminal 2 (current flowing upstream): protected by

Indirect touch at terminal 1 (current flowing upstream): protected by

List of LV devices

Sign	Part code	Type	RCD code	RCD type	User description 1	User description 2
-QF1.3	2CDS274001R0324	S204M-C32			KRYESORI RR-G	
-QF1.4	2CSR255040R1164	DS201 C16/0,03-AC			L1PRR.K1.2	
-QF1.5	2CSR255040R1104	DS201 C10/0,03-AC			L1N.K1.2	
-QF1.6	2CSR255040R1104	DS201 C10/0,03-AC			L2N.K1.2	
-QF1.7	2CSR255040R1104	DS201 C10/0,03-AC			L3N.K1.2	
-QF1.8	2CSR255040R1164	DS201 C16/0,03-AC			REZERVE	
-QF1.9	2CSR255040R1104	DS201 C10/0,03-AC			REZERVE	
-QF2.1	2CSR255040R1104	DS201 C10/0,03-AC			REZERVE	
-QF2.2	2CSR255040R1164	DS201 C16/0,03-AC			REZERVE	
-QF3.2	2CDS274001R0404	S204M-C40			KRYESORI	UPS
-QF3.3	2CSR255040R1164	DS201 C16/0,03-AC			L1UP.K1.2	
-QF3.4	2CSR255040R1164	DS201 C16/0,03-AC			L2UP.K1.2	
-QF3.5	2CSR255040R1164	DS201 C16/0,03-AC			L3UP.K1.2	
-QF3.6	2CSR255040R1164	DS201 C16/0,03-AC			L4UP.K1.2	
-QF3.7	2CSR255040R1164	DS201 C16/0,03-AC			L5UP.K1.2	
-QF3.8	2CSR255040R1164	DS201 C16/0,03-AC			L6UP.K1.2	
-QF4.1	2CSR255040R1164	DS201 C16/0,03-AC			L7UP.K1.2	
-QF4.2	2CSR255040R1164	DS201 C16/0,03-AC			L8UP.K1.2	
-QF4.3	2CSR255040R1164	DS201 C16/0,03-AC			L9UP.K1.2	
-QF4.4	2CSR255040R1164	DS201 C16/0,03-AC			L10UP.K1.2	
-QF4.5	2CSR255040R1164	DS201 C16/0,03-AC			L11UP.K1.2	
-QF4.6	2CSR255040R1164	DS201 C16/0,03-AC			L12UP.K1.2	
-QF4.7	2CSR255040R1164	DS201 C16/0,03-AC			L13UP.K1.2	
-QF4.8	2CSR255040R1164	DS201 C16/0,03-AC			L14UP.K1.2	
-QF4.9	2CSR255040R1164	DS201 C16/0,03-AC			L15UP.K1.2	
-QF5.2	2CSR255040R1204	DS201 C20/0,03-AC			RACK	
-QF5.3	2CSR255040R1104	DS201 C10/0,03-AC			NDRICIM	EMERGJENCE
-QF5.4	2CSR255040R1164	DS201 C16/0,03-AC			REZERVE	
-QF5.5	2CSR255040R1164	DS201 C16/0,03-AC			REZERVE	
-QF5.6	2CSR255040R1164	DS201 C16/0,03-AC			REZERVE	
-QF5.7	2CSR255040R1164	DS201 C16/0,03-AC			REZERVE	

Rev. n°1			Date:			Description	Customer:			Drawing number:	
Rev. n°2			Drafter:				Project:	PANELI K1.2			
Rev. n°3			Design.:				File:		Sheet: 1	Next sheet:	Sheets: 1
REVISIONS	Date:	Signatures	Approval:				Serial:				

Report of LV circuit breakers

Circuit Breaker						Thermomagnetic	Electronic												RCB device	
Sign	Enclosure	Poles	In (A)	Icu-Icn (kA)	Ics (kA)	Thermal (A)	L	I1	S	I2	S2	I2-2	I	G	I4	R	I5	InN/In (%)	Id (A)	Td (s)
Type			User description 1			Magnetic (A)	Curve L	t1	Curve S	t2	Curve S2	t2-2	I3	Curve G	t4		t5		RCB type	
-QF1.3	Switchboard1	4P	32	15.0	11.2	32.0														
S204M-C32			KRYESORI RR-G			320.0														
-QF1.4	Switchboard1	1P+N	16	10.0	6.0	16.0													0.030	0.040
DS201 C16/0,03-AC			L1PRR.K1.2			160.0														
-QF1.5	Switchboard1	1P+N	10	10.0	6.0	10.0													0.030	0.040
DS201 C10/0,03-AC			L1N.K1.2			100.0														
-QF1.6	Switchboard1	1P+N	10	10.0	0.0	10.0													0.030	0.040
DS201 C10/0,03-AC			L2N.K1.2			100.0														
-QF1.7	Switchboard1	1P+N	10	10.0	6.0	10.0													0.030	0.040
DS201 C10/0,03-AC			L3N.K1.2			100.0														
-QF1.8	Switchboard1	1P+N	16	10.0	0.0	16.0													0.030	0.040
DS201 C16/0,03-AC			REZERVE			160.0														
-QF1.9	Switchboard1	1P+N	10	10.0	0.0	10.0													0.030	0.040
DS201 C10/0,03-AC			REZERVE			100.0														
-QF2.1	Switchboard1	1P+N	10	10.0	0.0	10.0													0.030	0.040
DS201 C10/0,03-AC			REZERVE			100.0														
-QF2.2	Switchboard1	1P+N	16	10.0	0.0	16.0													0.030	0.040
DS201 C16/0,03-AC			REZERVE			160.0														
-QF3.2	Switchboard1	4P	40	15.0	11.2	40.0														
S204M-C40			KRYESORI			400.0														

Rev. n°1			Date:		Description	Customer:			Drawing number:	
Rev. n°2			Drafter:			Project:	PANELI K1.2			
Rev. n°3			Design.:			File:		Sheet: 1	Next sheet: 2	Sheets: 4
REVISIONS	Date:	Signatures	Approval:			Serial:				

Report of LV circuit breakers

Circuit Breaker						Thermomagnetic	Electronic												RCB device	
Sign	Enclosure	Poles	In (A)	Icu-Icn (kA)	Ics (kA)	Thermal (A)	L	I1	S	I2	S2	I2-2	I	G	I4	R	I5	InN/In (%)	Id (A)	Td (s)
Type			User description 1			Magnetic (A)	Curve L	t1	Curve S	t2	Curve S2	t2-2	I3	Curve G	t4		t5		RCB type	
-QF3.3	Switchboard1	1P+N	16	10.0	0.0	16.0													0.030	0.040
DS201 C16/0,03-AC			L1UP.K1.2			160.0														
-QF3.4	Switchboard1	1P+N	16	10.0	6.0	16.0													0.030	0.040
DS201 C16/0,03-AC			L2UP.K1.2			160.0														
-QF3.5	Switchboard1	1P+N	16	10.0	6.0	16.0													0.030	0.040
DS201 C16/0,03-AC			L3UP.K1.2			160.0														
-QF3.6	Switchboard1	1P+N	16	10.0	0.0	16.0													0.030	0.040
DS201 C16/0,03-AC			L4UP.K1.2			160.0														
-QF3.7	Switchboard1	1P+N	16	10.0	0.0	16.0													0.030	0.040
DS201 C16/0,03-AC			L5UP.K1.2			160.0														
-QF3.8	Switchboard1	1P+N	16	10.0	0.0	16.0													0.030	0.040
DS201 C16/0,03-AC			L6UP.K1.2			160.0														
-QF4.1	Switchboard1	1P+N	16	10.0	0.0	16.0													0.030	0.040
DS201 C16/0,03-AC			L7UP.K1.2			160.0														
-QF4.2	Switchboard1	1P+N	16	10.0	0.0	16.0													0.030	0.040
DS201 C16/0,03-AC			L8UP.K1.2			160.0														
-QF4.3	Switchboard1	1P+N	16	10.0	0.0	16.0													0.030	0.040
DS201 C16/0,03-AC			L9UP.K1.2			160.0														
-QF4.4	Switchboard1	1P+N	16	10.0	0.0	16.0													0.030	0.040
DS201 C16/0,03-AC			L10UP.K1.2			160.0														

Rev. n°1			Date:		Description	Customer:			Drawing number:	
Rev. n°2			Drafter:			Project:	PANELI K1.2			
Rev. n°3			Design.:			File:		Sheet: 2	Next sheet: 3	Sheets: 4
REVISIONS	Date:	Signatures	Approval:			Serial:				

Report of LV circuit breakers

Circuit Breaker						Thermomagnetic	Electronic												RCB device	
Sign	Enclosure	Poles	In (A)	Icu-Icn (kA)	Ics (kA)	Thermal (A)	L	I1	S	I2	S2	I2-2	I	G	I4	R	I5	InN/In (%)	Id (A)	Td (s)
Type			User description 1			Magnetic (A)	Curve L	t1	Curve S	t2	Curve S2	t2-2	I3	Curve G	t4		t5		RCB type	
-QF4.5	Switchboard1	1P+N	16	10.0	0.0	16.0													0.030	0.040
DS201 C16/0,03-AC			L11UP.K1.2			160.0														
-QF4.6	Switchboard1	1P+N	16	10.0	0.0	16.0													0.030	0.040
DS201 C16/0,03-AC			L12UP.K1.2			160.0														
-QF4.7	Switchboard1	1P+N	16	10.0	0.0	16.0													0.030	0.040
DS201 C16/0,03-AC			L13UP.K1.2			160.0														
-QF4.8	Switchboard1	1P+N	16	10.0	0.0	16.0													0.030	0.040
DS201 C16/0,03-AC			L14UP.K1.2			160.0														
-QF4.9	Switchboard1	1P+N	16	10.0	0.0	16.0													0.030	0.040
DS201 C16/0,03-AC			L15UP.K1.2			160.0														
-QF5.2	Switchboard1	1P+N	20	10.0	6.0	20.0													0.030	0.040
DS201 C20/0,03-AC			RACK			200.0														
-QF5.3	Switchboard1	1P+N	10	10.0	6.0	10.0													0.030	0.040
DS201 C10/0,03-AC			NDRICIM			100.0														
-QF5.4	Switchboard1	1P+N	16	10.0	0.0	16.0													0.030	0.040
DS201 C16/0,03-AC			REZERVE			160.0														
-QF5.5	Switchboard1	1P+N	16	10.0	0.0	16.0													0.030	0.040
DS201 C16/0,03-AC			REZERVE			160.0														
-QF5.6	Switchboard1	1P+N	16	10.0	0.0	16.0													0.030	0.040
DS201 C16/0,03-AC			REZERVE			160.0														

Rev. n°1			Date:		Description	Customer:			Drawing number:	
Rev. n°2			Drafter:			Project:	PANELI K1.2			
Rev. n°3			Design.:			File:		Sheet: 3	Next sheet: 4	Sheets: 4
REVISIONS	Date:	Signatures	Approval:			Serial:				

Report of LV circuit breakers

Circuit Breaker						Thermomagnetic	Electronic												RCB device	
Sign	Enclosure	Poles	In (A)	Icu-Icn (kA)	Ics (kA)	Thermal (A)	L	I1	S	I2	S2	I2-2	I	G	I4	R	I5	InN/In (%)	Id (A)	Td (s)
Type			User description 1			Magnetic (A)	Curve L	t1	Curve S	t2	Curve S2	t2-2	I3	Curve G	t4		t5		RCB type	
-QF5.7	Switchboard1	1P+N	16	10.0	0.0	16.0													0.030	0.040
DS201 C16/0,03-AC			REZERVE			160.0														

Rev. n°1			Date:			Description	Customer:			Drawing number:
Rev. n°2			Drafter:				Project:	PANELI K1.2		
Rev. n°3			Design.:				File:		Sheet: 4	Next sheet: / Sheets: 4
REVISIONS	Date:	Signatures	Approval:				Serial:			

List of Lv Cables

-WC1.4 L1PRR.K1.2

Phases - Distribution System		LN / TN-S (L1-N)	IB L1	[A]	9.6	R Ph 20°C	[mOhm]	123.40
Voltage	[V]	230.94	IB L2	[A]		R Ph 160-250°C	[mOhm]	236.93
Cable cross-sections		3G1.5	IB L3	[A]		X Ph	[mOhm]	1.08
Conductor - Insulator		Cu / EPR/XLPE	IB N	[A]	9.6	R N 20°C	[mOhm]	123.40
Method		13	Cosphi		0.90	R N 160-250°C	[mOhm]	236.93
K factor		1.00	Iz (A)	[A]	26.0	X N	[mOhm]	1.08
Length (m)	[m]	10	dU (%)	[%]	1.00	R PE 20°C	[mOhm]	123.40
Ib max (kA)	[kA]	6.00	Power Loss (W)	[W]	24.5	R PE 160-250°C	[mOhm]	236.93
Ib min (kA)	[kA]	0.43	Work Temp (°C)	[°C]	38.2	X PE	[mOhm]	1.08

-WC1.5 L1N.K1.2

Phases - Distribution System		LN / TN-S (L2-N)	IB L1	[A]		R Ph 20°C	[mOhm]	123.40
Voltage	[V]	230.94	IB L2	[A]	4.8	R Ph 160-250°C	[mOhm]	236.93
Cable cross-sections		3G1.5	IB L3	[A]		X Ph	[mOhm]	1.08
Conductor - Insulator		Cu / EPR/XLPE	IB N	[A]	4.8	R N 20°C	[mOhm]	123.40
Method		13	Cosphi		0.90	R N 160-250°C	[mOhm]	236.93
K factor		1.00	Iz (A)	[A]	26.0	X N	[mOhm]	1.08
Length (m)	[m]	10	dU (%)	[%]	0.49	R PE 20°C	[mOhm]	123.40
Ib max (kA)	[kA]	6.00	Power Loss (W)	[W]	6.0	R PE 160-250°C	[mOhm]	236.93
Ib min (kA)	[kA]	0.43	Work Temp (°C)	[°C]	32.1	X PE	[mOhm]	1.08

-WC1.6 L2N.K1.2

Phases - Distribution System		LN / TN-S (L3-N)	IB L1	[A]		R Ph 20°C	[mOhm]	123.40
Voltage	[V]	230.94	IB L2	[A]		R Ph 160-250°C	[mOhm]	236.93
Cable cross-sections		3G1.5	IB L3	[A]	4.8	X Ph	[mOhm]	1.08
Conductor - Insulator		Cu / EPR/XLPE	IB N	[A]	4.8	R N 20°C	[mOhm]	123.40
Method		13	Cosphi		0.90	R N 160-250°C	[mOhm]	236.93
K factor		1.00	Iz (A)	[A]	26.0	X N	[mOhm]	1.08
Length (m)	[m]	10	dU (%)	[%]	0.49	R PE 20°C	[mOhm]	123.40
Ib max (kA)	[kA]	6.00	Power Loss (W)	[W]	6.0	R PE 160-250°C	[mOhm]	236.93
Ib min (kA)	[kA]	0.43	Work Temp (°C)	[°C]	32.1	X PE	[mOhm]	1.08

-WC1.7 L3N.K1.2

Phases - Distribution System		LN / TN-S (L1-N)	IB L1	[A]	4.8	R Ph 20°C	[mOhm]	123.40
Voltage	[V]	230.94	IB L2	[A]		R Ph 160-250°C	[mOhm]	236.93
Cable cross-sections		3G1.5	IB L3	[A]		X Ph	[mOhm]	1.08
Conductor - Insulator		Cu / EPR/XLPE	IB N	[A]	4.8	R N 20°C	[mOhm]	123.40
Method		13	Cosphi		0.90	R N 160-250°C	[mOhm]	236.93
K factor		1.00	Iz (A)	[A]	26.0	X N	[mOhm]	1.08
Length (m)	[m]	10	dU (%)	[%]	0.49	R PE 20°C	[mOhm]	123.40
Ib max (kA)	[kA]	6.00	Power Loss (W)	[W]	6.0	R PE 160-250°C	[mOhm]	236.93
Ib min (kA)	[kA]	0.43	Work Temp (°C)	[°C]	32.1	X PE	[mOhm]	1.08

List of Lv Cables

-WC1.8 REZERVE

Phases - Distribution System		LN / TN-S (L1-N)	IB L1	[A]	9.6	R Ph 20°C	[mOhm]	123.40
Voltage	[V]	230.94	IB L2	[A]		R Ph 160-250°C	[mOhm]	236.93
Cable cross-sections		3G1.5	IB L3	[A]		X Ph	[mOhm]	1.08
Conductor - Insulator		Cu / EPR/XLPE	IB N	[A]	9.6	R N 20°C	[mOhm]	123.40
Method		13	Cosphi		0.90	R N 160-250°C	[mOhm]	236.93
K factor		1.00	Iz (A)	[A]	26.0	X N	[mOhm]	1.08
Length (m)	[m]	10	dU (%)	[%]	1.00	R PE 20°C	[mOhm]	123.40
Ib max (kA)	[kA]	6.00	Power Loss (W)	[W]	24.5	R PE 160-250°C	[mOhm]	236.93
Ib min (kA)	[kA]	0.43	Work Temp (°C)	[°C]	38.2	X PE	[mOhm]	1.08

-WC1.9 REZERVE

Phases - Distribution System		LN / TN-S (L2-N)	IB L1	[A]		R Ph 20°C	[mOhm]	123.40
Voltage	[V]	230.94	IB L2	[A]	4.8	R Ph 160-250°C	[mOhm]	236.93
Cable cross-sections		3G1.5	IB L3	[A]		X Ph	[mOhm]	1.08
Conductor - Insulator		Cu / EPR/XLPE	IB N	[A]	4.8	R N 20°C	[mOhm]	123.40
Method		13	Cosphi		0.90	R N 160-250°C	[mOhm]	236.93
K factor		1.00	Iz (A)	[A]	26.0	X N	[mOhm]	1.08
Length (m)	[m]	10	dU (%)	[%]	0.49	R PE 20°C	[mOhm]	123.40
Ib max (kA)	[kA]	6.00	Power Loss (W)	[W]	6.0	R PE 160-250°C	[mOhm]	236.93
Ib min (kA)	[kA]	0.43	Work Temp (°C)	[°C]	32.1	X PE	[mOhm]	1.08

-WC2.1 REZERVE

Phases - Distribution System		LN / TN-S (L3-N)	IB L1	[A]		R Ph 20°C	[mOhm]	123.40
Voltage	[V]	230.94	IB L2	[A]		R Ph 160-250°C	[mOhm]	236.93
Cable cross-sections		3G1.5	IB L3	[A]	4.8	X Ph	[mOhm]	1.08
Conductor - Insulator		Cu / EPR/XLPE	IB N	[A]	4.8	R N 20°C	[mOhm]	123.40
Method		13	Cosphi		0.90	R N 160-250°C	[mOhm]	236.93
K factor		1.00	Iz (A)	[A]	26.0	X N	[mOhm]	1.08
Length (m)	[m]	10	dU (%)	[%]	0.49	R PE 20°C	[mOhm]	123.40
Ib max (kA)	[kA]	6.00	Power Loss (W)	[W]	6.0	R PE 160-250°C	[mOhm]	236.93
Ib min (kA)	[kA]	0.43	Work Temp (°C)	[°C]	32.1	X PE	[mOhm]	1.08

-WC2.2 REZERVE

Phases - Distribution System		LN / TN-S (L1-N)	IB L1	[A]	9.6	R Ph 20°C	[mOhm]	123.40
Voltage	[V]	230.94	IB L2	[A]		R Ph 160-250°C	[mOhm]	236.93
Cable cross-sections		3G1.5	IB L3	[A]		X Ph	[mOhm]	1.08
Conductor - Insulator		Cu / EPR/XLPE	IB N	[A]	9.6	R N 20°C	[mOhm]	123.40
Method		13	Cosphi		0.90	R N 160-250°C	[mOhm]	236.93
K factor		1.00	Iz (A)	[A]	26.0	X N	[mOhm]	1.08
Length (m)	[m]	10	dU (%)	[%]	1.00	R PE 20°C	[mOhm]	123.40
Ib max (kA)	[kA]	6.00	Power Loss (W)	[W]	24.5	R PE 160-250°C	[mOhm]	236.93
Ib min (kA)	[kA]	0.43	Work Temp (°C)	[°C]	38.2	X PE	[mOhm]	1.08

List of Lv Cables

-WC3.3 L1UP.K1.2

Phases - Distribution System		LN / TN-S (L1-N)
Voltage	[V]	230.94
Cable cross-sections		3G1.5
Conductor - Insulator		Cu / EPR/XLPE
Method		13
K factor		1.00
Length (m)	[m]	10
Ib max (kA)	[kA]	5.99
Ib min (kA)	[kA]	0.43

IB L1	[A]	9.6
IB L2	[A]	
IB L3	[A]	
IB N	[A]	9.6
Cosphi		0.90
Iz (A)	[A]	26.0
dU (%)	[%]	1.00
Power Loss (W)	[W]	24.5
Work Temp (°C)	[°C]	38.2

R Ph 20°C	[mOhm]	123.40
R Ph 160-250°C	[mOhm]	236.93
X Ph	[mOhm]	1.08
R N 20°C	[mOhm]	123.40
R N 160-250°C	[mOhm]	236.93
X N	[mOhm]	1.08
R PE 20°C	[mOhm]	123.40
R PE 160-250°C	[mOhm]	236.93
X PE	[mOhm]	1.08

-WC3.4 L2UP.K1.2

Phases - Distribution System		LN / TN-S (L2-N)
Voltage	[V]	230.94
Cable cross-sections		3G1.5
Conductor - Insulator		Cu / EPR/XLPE
Method		13
K factor		1.00
Length (m)	[m]	10
Ib max (kA)	[kA]	5.99
Ib min (kA)	[kA]	0.43

IB L1	[A]	
IB L2	[A]	4.8
IB L3	[A]	
IB N	[A]	4.8
Cosphi		0.90
Iz (A)	[A]	26.0
dU (%)	[%]	0.49
Power Loss (W)	[W]	6.0
Work Temp (°C)	[°C]	32.1

R Ph 20°C	[mOhm]	123.40
R Ph 160-250°C	[mOhm]	236.93
X Ph	[mOhm]	1.08
R N 20°C	[mOhm]	123.40
R N 160-250°C	[mOhm]	236.93
X N	[mOhm]	1.08
R PE 20°C	[mOhm]	123.40
R PE 160-250°C	[mOhm]	236.93
X PE	[mOhm]	1.08

-WC3.5 L3UP.K1.2

Phases - Distribution System		LN / TN-S (L3-N)
Voltage	[V]	230.94
Cable cross-sections		3G1.5
Conductor - Insulator		Cu / EPR/XLPE
Method		13
K factor		1.00
Length (m)	[m]	10
Ib max (kA)	[kA]	5.99
Ib min (kA)	[kA]	0.43

IB L1	[A]	
IB L2	[A]	
IB L3	[A]	4.8
IB N	[A]	4.8
Cosphi		0.90
Iz (A)	[A]	26.0
dU (%)	[%]	0.49
Power Loss (W)	[W]	6.0
Work Temp (°C)	[°C]	32.1

R Ph 20°C	[mOhm]	123.40
R Ph 160-250°C	[mOhm]	236.93
X Ph	[mOhm]	1.08
R N 20°C	[mOhm]	123.40
R N 160-250°C	[mOhm]	236.93
X N	[mOhm]	1.08
R PE 20°C	[mOhm]	123.40
R PE 160-250°C	[mOhm]	236.93
X PE	[mOhm]	1.08

-WC3.6 L4UP.K1.2

Phases - Distribution System		LN / TN-S (L1-N)
Voltage	[V]	230.94
Cable cross-sections		3G1.5
Conductor - Insulator		Cu / EPR/XLPE
Method		13
K factor		1.00
Length (m)	[m]	10
Ib max (kA)	[kA]	5.99
Ib min (kA)	[kA]	0.43

IB L1	[A]	9.6
IB L2	[A]	
IB L3	[A]	
IB N	[A]	9.6
Cosphi		0.90
Iz (A)	[A]	26.0
dU (%)	[%]	1.00
Power Loss (W)	[W]	24.5
Work Temp (°C)	[°C]	38.2

R Ph 20°C	[mOhm]	123.40
R Ph 160-250°C	[mOhm]	236.93
X Ph	[mOhm]	1.08
R N 20°C	[mOhm]	123.40
R N 160-250°C	[mOhm]	236.93
X N	[mOhm]	1.08
R PE 20°C	[mOhm]	123.40
R PE 160-250°C	[mOhm]	236.93
X PE	[mOhm]	1.08

List of Lv Cables

-WC3.7 L5UP.K1.2

Phases - Distribution System		LN / TN-S (L2-N)	IB L1	[A]		R Ph 20°C	[mOhm]	123.40
Voltage	[V]	230.94	IB L2	[A]	4.8	R Ph 160-250°C	[mOhm]	236.93
Cable cross-sections		3G1.5	IB L3	[A]		X Ph	[mOhm]	1.08
Conductor - Insulator		Cu / EPR/XLPE	IB N	[A]	4.8	R N 20°C	[mOhm]	123.40
Method		13	Cosphi		0.90	R N 160-250°C	[mOhm]	236.93
K factor		1.00	Iz (A)	[A]	26.0	X N	[mOhm]	1.08
Length (m)	[m]	10	dU (%)	[%]	0.49	R PE 20°C	[mOhm]	123.40
Ib max (kA)	[kA]	5.99	Power Loss (W)	[W]	6.0	R PE 160-250°C	[mOhm]	236.93
Ib min (kA)	[kA]	0.43	Work Temp (°C)	[°C]	32.1	X PE	[mOhm]	1.08

-WC3.8 L6UP.K1.2

Phases - Distribution System		LN / TN-S (L3-N)	IB L1	[A]		R Ph 20°C	[mOhm]	123.40
Voltage	[V]	230.94	IB L2	[A]		R Ph 160-250°C	[mOhm]	236.93
Cable cross-sections		3G1.5	IB L3	[A]	4.8	X Ph	[mOhm]	1.08
Conductor - Insulator		Cu / EPR/XLPE	IB N	[A]	4.8	R N 20°C	[mOhm]	123.40
Method		13	Cosphi		0.90	R N 160-250°C	[mOhm]	236.93
K factor		1.00	Iz (A)	[A]	26.0	X N	[mOhm]	1.08
Length (m)	[m]	10	dU (%)	[%]	0.49	R PE 20°C	[mOhm]	123.40
Ib max (kA)	[kA]	5.99	Power Loss (W)	[W]	6.0	R PE 160-250°C	[mOhm]	236.93
Ib min (kA)	[kA]	0.43	Work Temp (°C)	[°C]	32.1	X PE	[mOhm]	1.08

-WC4.1 L7UP.K1.2

Phases - Distribution System		LN / TN-S (L1-N)	IB L1	[A]	9.6	R Ph 20°C	[mOhm]	123.40
Voltage	[V]	230.94	IB L2	[A]		R Ph 160-250°C	[mOhm]	236.93
Cable cross-sections		3G1.5	IB L3	[A]		X Ph	[mOhm]	1.08
Conductor - Insulator		Cu / EPR/XLPE	IB N	[A]	9.6	R N 20°C	[mOhm]	123.40
Method		13	Cosphi		0.90	R N 160-250°C	[mOhm]	236.93
K factor		1.00	Iz (A)	[A]	26.0	X N	[mOhm]	1.08
Length (m)	[m]	10	dU (%)	[%]	1.00	R PE 20°C	[mOhm]	123.40
Ib max (kA)	[kA]	5.99	Power Loss (W)	[W]	24.5	R PE 160-250°C	[mOhm]	236.93
Ib min (kA)	[kA]	0.43	Work Temp (°C)	[°C]	38.2	X PE	[mOhm]	1.08

-WC4.2 L8UP.K1.2

Phases - Distribution System		LN / TN-S (L2-N)	IB L1	[A]		R Ph 20°C	[mOhm]	123.40
Voltage	[V]	230.94	IB L2	[A]	4.8	R Ph 160-250°C	[mOhm]	236.93
Cable cross-sections		3G1.5	IB L3	[A]		X Ph	[mOhm]	1.08
Conductor - Insulator		Cu / EPR/XLPE	IB N	[A]	4.8	R N 20°C	[mOhm]	123.40
Method		13	Cosphi		0.90	R N 160-250°C	[mOhm]	236.93
K factor		1.00	Iz (A)	[A]	26.0	X N	[mOhm]	1.08
Length (m)	[m]	10	dU (%)	[%]	0.49	R PE 20°C	[mOhm]	123.40
Ib max (kA)	[kA]	5.99	Power Loss (W)	[W]	6.0	R PE 160-250°C	[mOhm]	236.93
Ib min (kA)	[kA]	0.43	Work Temp (°C)	[°C]	32.1	X PE	[mOhm]	1.08

List of Lv Cables

-WC4.3 L9UP.K1.2

Phases - Distribution System		LN / TN-S (L3-N)	IB L1	[A]		R Ph 20°C	[mOhm]	123.40
Voltage	[V]	230.94	IB L2	[A]		R Ph 160-250°C	[mOhm]	236.93
Cable cross-sections		3G1.5	IB L3	[A]	4.8	X Ph	[mOhm]	1.08
Conductor - Insulator		Cu / EPR/XLPE	IB N	[A]	4.8	R N 20°C	[mOhm]	123.40
Method		13	Cosphi		0.90	R N 160-250°C	[mOhm]	236.93
K factor		1.00	Iz (A)	[A]	26.0	X N	[mOhm]	1.08
Length (m)	[m]	10	dU (%)	[%]	0.49	R PE 20°C	[mOhm]	123.40
Ib max (kA)	[kA]	5.99	Power Loss (W)	[W]	6.0	R PE 160-250°C	[mOhm]	236.93
Ib min (kA)	[kA]	0.43	Work Temp (°C)	[°C]	32.1	X PE	[mOhm]	1.08

-WC4.4 L10UP.K1.2

Phases - Distribution System		LN / TN-S (L1-N)	IB L1	[A]	9.6	R Ph 20°C	[mOhm]	123.40
Voltage	[V]	230.94	IB L2	[A]		R Ph 160-250°C	[mOhm]	236.93
Cable cross-sections		3G1.5	IB L3	[A]		X Ph	[mOhm]	1.08
Conductor - Insulator		Cu / EPR/XLPE	IB N	[A]	9.6	R N 20°C	[mOhm]	123.40
Method		13	Cosphi		0.90	R N 160-250°C	[mOhm]	236.93
K factor		1.00	Iz (A)	[A]	26.0	X N	[mOhm]	1.08
Length (m)	[m]	10	dU (%)	[%]	1.00	R PE 20°C	[mOhm]	123.40
Ib max (kA)	[kA]	5.99	Power Loss (W)	[W]	24.5	R PE 160-250°C	[mOhm]	236.93
Ib min (kA)	[kA]	0.43	Work Temp (°C)	[°C]	38.2	X PE	[mOhm]	1.08

-WC4.5 L11UP.K1.2

Phases - Distribution System		LN / TN-S (L2-N)	IB L1	[A]		R Ph 20°C	[mOhm]	123.40
Voltage	[V]	230.94	IB L2	[A]	4.8	R Ph 160-250°C	[mOhm]	236.93
Cable cross-sections		3G1.5	IB L3	[A]		X Ph	[mOhm]	1.08
Conductor - Insulator		Cu / EPR/XLPE	IB N	[A]	4.8	R N 20°C	[mOhm]	123.40
Method		13	Cosphi		0.90	R N 160-250°C	[mOhm]	236.93
K factor		1.00	Iz (A)	[A]	26.0	X N	[mOhm]	1.08
Length (m)	[m]	10	dU (%)	[%]	0.49	R PE 20°C	[mOhm]	123.40
Ib max (kA)	[kA]	5.99	Power Loss (W)	[W]	6.0	R PE 160-250°C	[mOhm]	236.93
Ib min (kA)	[kA]	0.43	Work Temp (°C)	[°C]	32.1	X PE	[mOhm]	1.08

-WC4.6 L12UP.K1.2

Phases - Distribution System		LN / TN-S (L3-N)	IB L1	[A]		R Ph 20°C	[mOhm]	123.40
Voltage	[V]	230.94	IB L2	[A]		R Ph 160-250°C	[mOhm]	236.93
Cable cross-sections		3G1.5	IB L3	[A]	4.8	X Ph	[mOhm]	1.08
Conductor - Insulator		Cu / EPR/XLPE	IB N	[A]	4.8	R N 20°C	[mOhm]	123.40
Method		13	Cosphi		0.90	R N 160-250°C	[mOhm]	236.93
K factor		1.00	Iz (A)	[A]	26.0	X N	[mOhm]	1.08
Length (m)	[m]	10	dU (%)	[%]	0.49	R PE 20°C	[mOhm]	123.40
Ib max (kA)	[kA]	5.99	Power Loss (W)	[W]	6.0	R PE 160-250°C	[mOhm]	236.93
Ib min (kA)	[kA]	0.43	Work Temp (°C)	[°C]	32.1	X PE	[mOhm]	1.08

List of Lv Cables

-WC4.7 L13UP.K1.2

Phases - Distribution System		LN / TN-S (L1-N)	IB L1	[A]	9.6	R Ph 20°C	[mOhm]	123.40
Voltage	[V]	230.94	IB L2	[A]		R Ph 160-250°C	[mOhm]	236.93
Cable cross-sections		3G1.5	IB L3	[A]		X Ph	[mOhm]	1.08
Conductor - Insulator		Cu / EPR/XLPE	IB N	[A]	9.6	R N 20°C	[mOhm]	123.40
Method		13	Cosphi		0.90	R N 160-250°C	[mOhm]	236.93
K factor		1.00	Iz (A)	[A]	26.0	X N	[mOhm]	1.08
Length (m)	[m]	10	dU (%)	[%]	1.00	R PE 20°C	[mOhm]	123.40
Ib max (kA)	[kA]	5.99	Power Loss (W)	[W]	24.5	R PE 160-250°C	[mOhm]	236.93
Ib min (kA)	[kA]	0.43	Work Temp (°C)	[°C]	38.2	X PE	[mOhm]	1.08

-WC4.8 L14UP.K1.2

Phases - Distribution System		LN / TN-S (L2-N)	IB L1	[A]		R Ph 20°C	[mOhm]	123.40
Voltage	[V]	230.94	IB L2	[A]	4.8	R Ph 160-250°C	[mOhm]	236.93
Cable cross-sections		3G1.5	IB L3	[A]		X Ph	[mOhm]	1.08
Conductor - Insulator		Cu / EPR/XLPE	IB N	[A]	4.8	R N 20°C	[mOhm]	123.40
Method		13	Cosphi		0.90	R N 160-250°C	[mOhm]	236.93
K factor		1.00	Iz (A)	[A]	26.0	X N	[mOhm]	1.08
Length (m)	[m]	10	dU (%)	[%]	0.49	R PE 20°C	[mOhm]	123.40
Ib max (kA)	[kA]	5.99	Power Loss (W)	[W]	6.0	R PE 160-250°C	[mOhm]	236.93
Ib min (kA)	[kA]	0.43	Work Temp (°C)	[°C]	32.1	X PE	[mOhm]	1.08

-WC4.9 L15UP.K1.2

Phases - Distribution System		LN / TN-S (L3-N)	IB L1	[A]		R Ph 20°C	[mOhm]	123.40
Voltage	[V]	230.94	IB L2	[A]		R Ph 160-250°C	[mOhm]	236.93
Cable cross-sections		3G1.5	IB L3	[A]	4.8	X Ph	[mOhm]	1.08
Conductor - Insulator		Cu / EPR/XLPE	IB N	[A]	4.8	R N 20°C	[mOhm]	123.40
Method		13	Cosphi		0.90	R N 160-250°C	[mOhm]	236.93
K factor		1.00	Iz (A)	[A]	26.0	X N	[mOhm]	1.08
Length (m)	[m]	10	dU (%)	[%]	0.49	R PE 20°C	[mOhm]	123.40
Ib max (kA)	[kA]	5.99	Power Loss (W)	[W]	6.0	R PE 160-250°C	[mOhm]	236.93
Ib min (kA)	[kA]	0.43	Work Temp (°C)	[°C]	32.1	X PE	[mOhm]	1.08

-WC5.2 RACK

Phases - Distribution System		LN / TN-S (L1-N)	IB L1	[A]	9.6	R Ph 20°C	[mOhm]	123.40
Voltage	[V]	230.94	IB L2	[A]		R Ph 160-250°C	[mOhm]	236.93
Cable cross-sections		3G1.5	IB L3	[A]		X Ph	[mOhm]	1.08
Conductor - Insulator		Cu / EPR/XLPE	IB N	[A]	9.6	R N 20°C	[mOhm]	123.40
Method		13	Cosphi		0.90	R N 160-250°C	[mOhm]	236.93
K factor		1.00	Iz (A)	[A]	26.0	X N	[mOhm]	1.08
Length (m)	[m]	10	dU (%)	[%]	1.00	R PE 20°C	[mOhm]	123.40
Ib max (kA)	[kA]	5.99	Power Loss (W)	[W]	24.5	R PE 160-250°C	[mOhm]	236.93
Ib min (kA)	[kA]	0.43	Work Temp (°C)	[°C]	38.2	X PE	[mOhm]	1.08

List of Lv Cables

-WC5.3 NDRICIM EMERGJENCE

Phases - Distribution System		LN / TN-S (L2-N)	IB L1	[A]		R Ph 20°C	[mOhm]	123.40
Voltage	[V]	230.94	IB L2	[A]	4.8	R Ph 160-250°C	[mOhm]	236.93
Cable cross-sections		3G1.5	IB L3	[A]		X Ph	[mOhm]	1.08
Conductor - Insulator		Cu / EPR/XLPE	IB N	[A]	4.8	R N 20°C	[mOhm]	123.40
Method		13	Cosphi		0.90	R N 160-250°C	[mOhm]	236.93
K factor		1.00	Iz (A)	[A]	26.0	X N	[mOhm]	1.08
Length (m)	[m]	10	dU (%)	[%]	0.49	R PE 20°C	[mOhm]	123.40
Ib max (kA)	[kA]	5.99	Power Loss (W)	[W]	6.0	R PE 160-250°C	[mOhm]	236.93
Ib min (kA)	[kA]	0.43	Work Temp (°C)	[°C]	32.1	X PE	[mOhm]	1.08

-WC5.4 REZERVE

Phases - Distribution System		LN / TN-S (L3-N)	IB L1	[A]		R Ph 20°C	[mOhm]	123.40
Voltage	[V]	230.94	IB L2	[A]		R Ph 160-250°C	[mOhm]	236.93
Cable cross-sections		3G1.5	IB L3	[A]	4.8	X Ph	[mOhm]	1.08
Conductor - Insulator		Cu / EPR/XLPE	IB N	[A]	4.8	R N 20°C	[mOhm]	123.40
Method		13	Cosphi		0.90	R N 160-250°C	[mOhm]	236.93
K factor		1.00	Iz (A)	[A]	26.0	X N	[mOhm]	1.08
Length (m)	[m]	10	dU (%)	[%]	0.49	R PE 20°C	[mOhm]	123.40
Ib max (kA)	[kA]	5.99	Power Loss (W)	[W]	6.0	R PE 160-250°C	[mOhm]	236.93
Ib min (kA)	[kA]	0.43	Work Temp (°C)	[°C]	32.1	X PE	[mOhm]	1.08

-WC5.5 REZERVE

Phases - Distribution System		LN / TN-S (L1-N)	IB L1	[A]	9.6	R Ph 20°C	[mOhm]	123.40
Voltage	[V]	230.94	IB L2	[A]		R Ph 160-250°C	[mOhm]	236.93
Cable cross-sections		3G1.5	IB L3	[A]		X Ph	[mOhm]	1.08
Conductor - Insulator		Cu / EPR/XLPE	IB N	[A]	9.6	R N 20°C	[mOhm]	123.40
Method		13	Cosphi		0.90	R N 160-250°C	[mOhm]	236.93
K factor		1.00	Iz (A)	[A]	26.0	X N	[mOhm]	1.08
Length (m)	[m]	10	dU (%)	[%]	1.00	R PE 20°C	[mOhm]	123.40
Ib max (kA)	[kA]	5.99	Power Loss (W)	[W]	24.5	R PE 160-250°C	[mOhm]	236.93
Ib min (kA)	[kA]	0.43	Work Temp (°C)	[°C]	38.2	X PE	[mOhm]	1.08

-WC5.6 REZERVE

Phases - Distribution System		LN / TN-S (L2-N)	IB L1	[A]		R Ph 20°C	[mOhm]	123.40
Voltage	[V]	230.94	IB L2	[A]	4.8	R Ph 160-250°C	[mOhm]	236.93
Cable cross-sections		3G1.5	IB L3	[A]		X Ph	[mOhm]	1.08
Conductor - Insulator		Cu / EPR/XLPE	IB N	[A]	4.8	R N 20°C	[mOhm]	123.40
Method		13	Cosphi		0.90	R N 160-250°C	[mOhm]	236.93
K factor		1.00	Iz (A)	[A]	26.0	X N	[mOhm]	1.08
Length (m)	[m]	10	dU (%)	[%]	0.49	R PE 20°C	[mOhm]	123.40
Ib max (kA)	[kA]	5.99	Power Loss (W)	[W]	6.0	R PE 160-250°C	[mOhm]	236.93
Ib min (kA)	[kA]	0.43	Work Temp (°C)	[°C]	32.1	X PE	[mOhm]	1.08

List of Lv Cables

-WC5.7 REZERVE

Phases - Distribution System		LN / TN-S (L3-N)	IB L1	[A]		R Ph 20°C	[mOhm]	123.40
Voltage	[V]	230.94	IB L2	[A]		R Ph 160-250°C	[mOhm]	236.93
Cable cross-sections		3G1.5	IB L3	[A]	4.8	X Ph	[mOhm]	1.08
Conductor - Insulator		Cu / EPR/XLPE	IB N	[A]	4.8	R N 20°C	[mOhm]	123.40
Method		13	Cosphi		0.90	R N 160-250°C	[mOhm]	236.93
K factor		1.00	Iz (A)	[A]	26.0	X N	[mOhm]	1.08
Length (m)	[m]	10	dU (%)	[%]	0.49	R PE 20°C	[mOhm]	123.40
Ib max (kA)	[kA]	5.99	Power Loss (W)	[W]	6.0	R PE 160-250°C	[mOhm]	236.93
Ib min (kA)	[kA]	0.43	Work Temp (°C)	[°C]	32.1	X PE	[mOhm]	1.08

Phases - Distribution System			IB L1	[A]		R Ph 20°C	[mOhm]	
Voltage	[V]		IB L2	[A]		R Ph 160-250°C	[mOhm]	
Cable cross-sections			IB L3	[A]		X Ph	[mOhm]	
Conductor - Insulator			IB N	[A]		R N 20°C	[mOhm]	
Method			Cosphi			R N 160-250°C	[mOhm]	
K factor			Iz (A)	[A]		X N	[mOhm]	
Length (m)	[m]		dU (%)	[%]		R PE 20°C	[mOhm]	
Ib max (kA)	[kA]		Power Loss (W)	[W]		R PE 160-250°C	[mOhm]	
Ib min (kA)	[kA]		Work Temp (°C)	[°C]		X PE	[mOhm]	

Phases - Distribution System			IB L1	[A]		R Ph 20°C	[mOhm]	
Voltage	[V]		IB L2	[A]		R Ph 160-250°C	[mOhm]	
Cable cross-sections			IB L3	[A]		X Ph	[mOhm]	
Conductor - Insulator			IB N	[A]		R N 20°C	[mOhm]	
Method			Cosphi			R N 160-250°C	[mOhm]	
K factor			Iz (A)	[A]		X N	[mOhm]	
Length (m)	[m]		dU (%)	[%]		R PE 20°C	[mOhm]	
Ib max (kA)	[kA]		Power Loss (W)	[W]		R PE 160-250°C	[mOhm]	
Ib min (kA)	[kA]		Work Temp (°C)	[°C]		X PE	[mOhm]	

Phases - Distribution System			IB L1	[A]		R Ph 20°C	[mOhm]	
Voltage	[V]		IB L2	[A]		R Ph 160-250°C	[mOhm]	
Cable cross-sections			IB L3	[A]		X Ph	[mOhm]	
Conductor - Insulator			IB N	[A]		R N 20°C	[mOhm]	
Method			Cosphi			R N 160-250°C	[mOhm]	
K factor			Iz (A)	[A]		X N	[mOhm]	
Length (m)	[m]		dU (%)	[%]		R PE 20°C	[mOhm]	
Ib max (kA)	[kA]		Power Loss (W)	[W]		R PE 160-250°C	[mOhm]	
Ib min (kA)	[kA]		Work Temp (°C)	[°C]		X PE	[mOhm]	

Customer:

Project: **PANELI K 1.3**

Notes:

Designer:

Rev. n°1			Date:	
Rev. n°2			Drafter:	
Rev. n°3			Design.:	
REVISIONS	Date:	Signatures	Approval:	

Calculated by:	DOC
File name:	
Record #:	

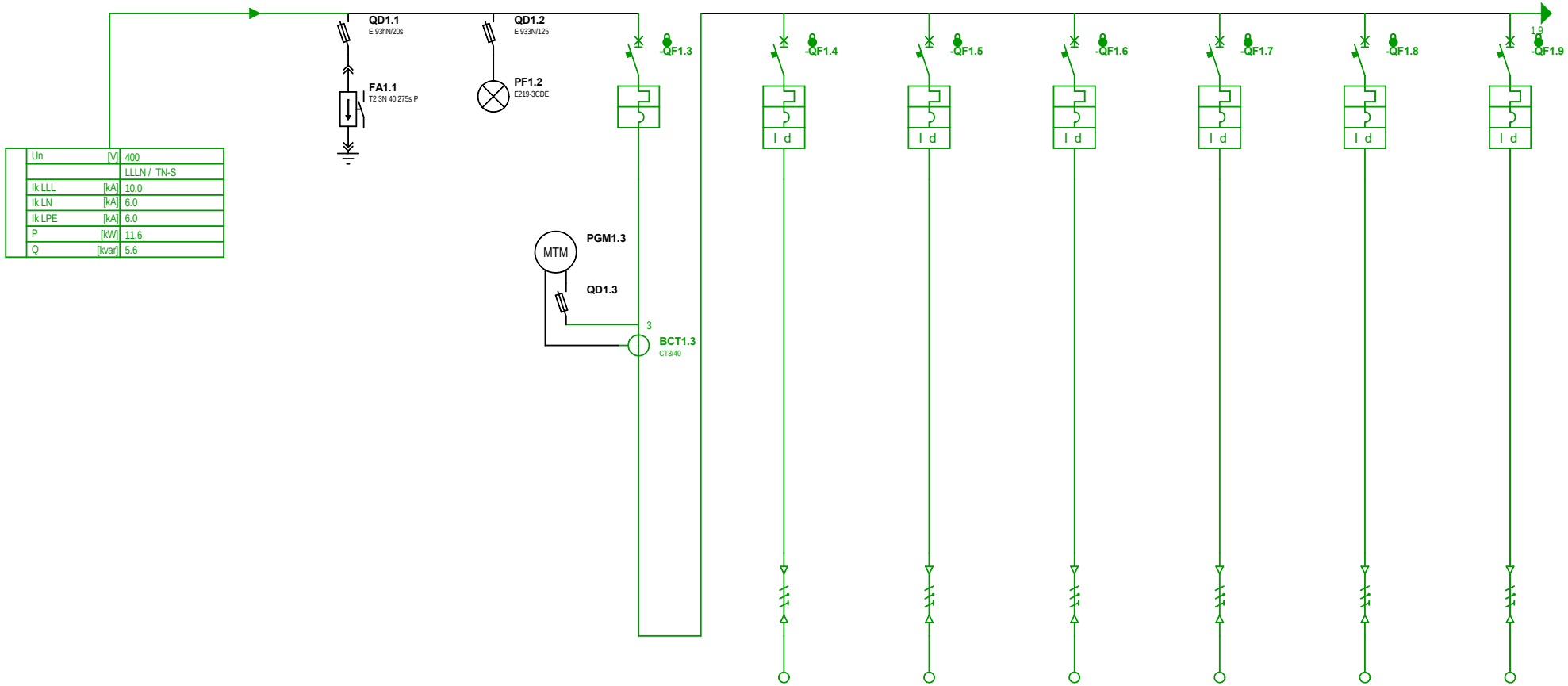

Un	[V]	400
		LLLN / TN-S
Ik LLL	[kA]	10.0
Ik LN	[kA]	6.0
Ik LPE	[kA]	6.0
P	[kW]	11.6
Q	[kvar]	5.6

							KRYESORI RRJET-GJENERATOR		L1PRR.K1.3		L2PRR.K1.3		L3PRR.K1.3		L1NRR.K1.3		L2NRR.K1.3		L3NRR.K1.3	
Load	Description																			
	Voltage	[V]	dU	%					231	1.00	231	1.00	231	1.00	231	0.49	231	0.49	231	0.49
	Active power	[kW]	UF	%					2.00	100	2.00	100	2.00	100	1.00	100	1.00	100	1.00	100
	In	[A]	Cosphi						9.6	0.90	9.6	0.90	9.6	0.90	4.8	0.90	4.8	0.90	4.8	0.90
Command / protection	Producer						ABB		ABB		ABB		ABB		ABB		ABB		ABB	
	Circuit breaker/Disconnector						S204M-C40		DS201 C16/0,03-AC		DS201 C16/0,03-AC		DS201 C16/0,03-AC		DS201 C10/0,03-AC		DS201 C10/0,03-AC		DS201 C10/0,03-AC	
	Poles		In	[A]			4P	40	1P+N	16	1P+N	16	1P+N	16	1P+N	10	1P+N	10	1P+N	10
	Ith	[A]	Idn	[A]			40.0		16.0	0.030	16.0	0.030	16.0	0.030	10.0	0.030	10.0	0.030	10.0	0.030
	Im	[A]	Icu/Icn	[kA]			400.0	15.0	160.0	10.0	160.0	10.0	160.0	10.0	100.0	10.0	100.0	10.0	100.0	10.0
	Fuse		Size	[A]																
	Contactor		In	[A]																
	Contactor		In	[A]																
	Overload Relay		Setting	[A]																
Distribution line	Cable type								Cu-EPR/XLPE		Cu-EPR/XLPE		Cu-EPR/XLPE		Cu-EPR/XLPE		Cu-EPR/XLPE		Cu-EPR/XLPE	
	Sections								3G1.5		3G1.5		3G1.5		3G1.5		3G1.5		3G1.5	
	Length	[m]	Iz	[A]					10	26.0	10	26.0	10	26.0	10	26.0	10	26.0	10	26.0
	IB L1	[A]	Installation num.				23.1		9.6	13		13		13	4.8	13		13		13
	IB L2	[A]	dU	%			16.4			1.00	9.6	1.00		1.00		0.49	4.8	0.49		0.49
	IB L3	[A]	Ib min	[kA]			16.4			0.43		0.43	9.6	0.43		0.43		0.43	4.8	0.43
	IB N	[A]	Ib max	[kA]			6.7		9.6	6.00	9.6	6.00	9.6	6.00	4.8	6.00	4.8	6.00	4.8	6.00

(*) The circuit-breaker is in discrimination relations with other circuit-breakers
(**) The circuit-breaker is in back-up relations with other circuit-breakers
(!) Important notice about coordination to be verified in Discrimination report

Rev. n°1			Date:		Description	Customer:			Drawing number:		
Rev. n°2			Drafter:			Project:	PANELI K 1.3				
Rev. n°3			Design.:			File:		Sheet: 1	Next sheet: 2	Sheets: 6	
REVISIONS	Date:	Signatures	Approval:			Serial:					

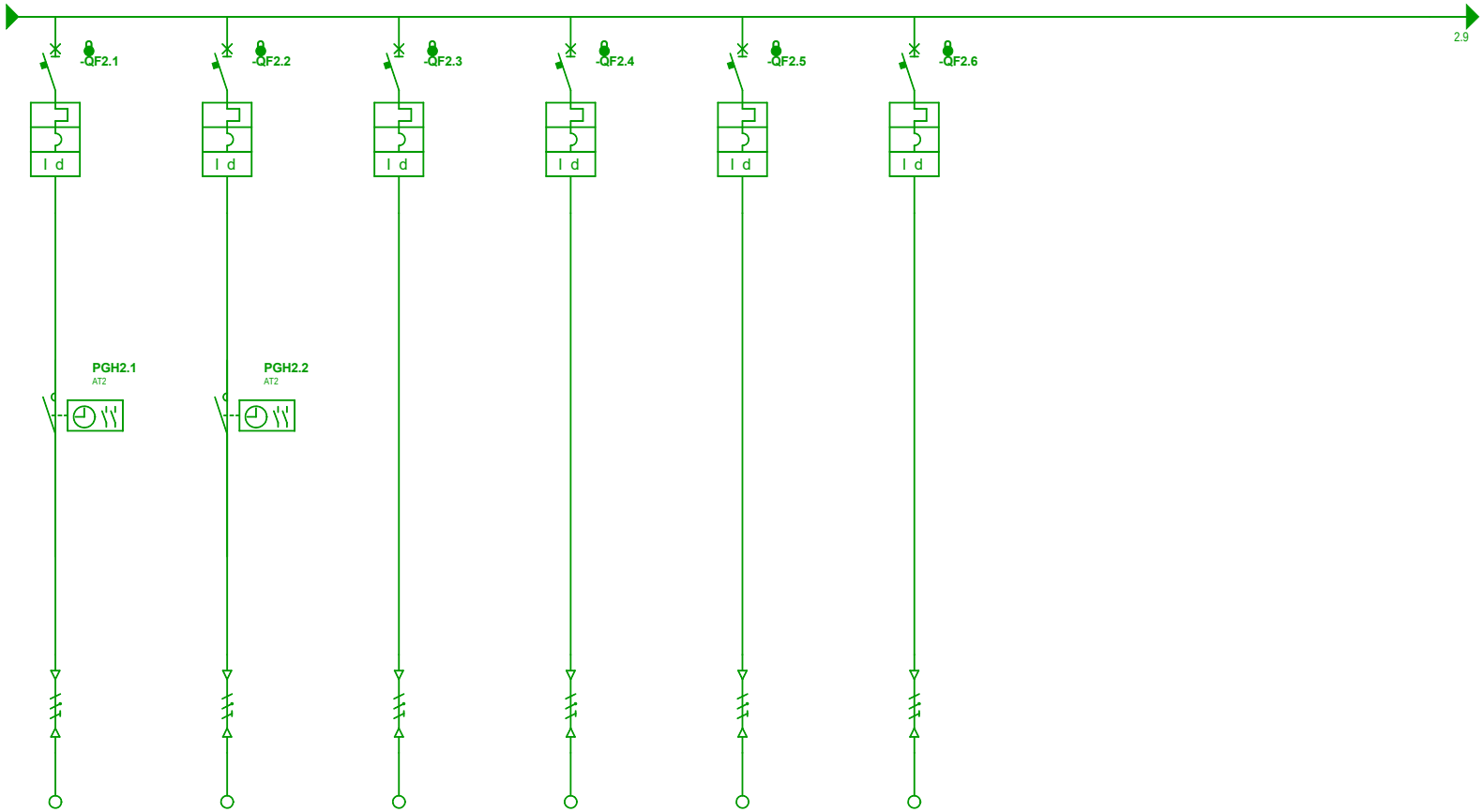

Load	Description			L4NRR.K1.3		L5NRR.K1.3		REZERVE		REZERVE		REZERVE		REZERVE							
	Voltage [V]	dU %		231	0.49	231	0.49	231	0.49	231	0.49	231	0.49	231	0.49						
	Active power [kW]	UF %		1.00	100	1.00	100	1.00	100	1.00	100	1.00	100	1.00	100						
	In [A]	Cosphi		4.8	0.90	4.8	0.90	4.8	0.90	4.8	0.90	4.8	0.90	4.8	0.90						
Command / protection	Producer			ABB		ABB		ABB		ABB		ABB		ABB							
	Circuit breaker/Disconnector			DS201 C10/0,03-AC		DS201 C10/0,03-AC		DS201 C10/0,03-AC		DS201 C10/0,03-AC		DS201 C16/0,03-AC		DS201 C16/0,03-AC							
	Poles	In [A]		1P+N	10	1P+N	10	1P+N	10	1P+N	10	1P+N	16	1P+N	16						
	Ith [A]	Idn [A]		10.0	0.030	10.0	0.030	10.0	0.030	10.0	0.030	16.0	0.030	16.0	0.030						
	Im [A]	Icu/Icn [kA]		100.0	10.0	100.0	10.0	100.0	10.0	100.0	10.0	160.0	10.0	160.0	10.0						
	Fuse	Size [A]																			
	Contactor	In [A]																			
	Contactor	In [A]																			
	Overload Relay	Setting [A]																			
Distribution line	Cable type			Cu-EPR/XLPE		Cu-EPR/XLPE		Cu-EPR/XLPE		Cu-EPR/XLPE		Cu-EPR/XLPE		Cu-EPR/XLPE							
	Sections			3G1.5		3G1.5		3G1.5		3G1.5		3G1.5		3G1.5							
	Length [m]	Iz [A]		10	26.0	10	26.0	10	26.0	10	26.0	10	26.0	10	26.0						
	IB L1 [A]	Installation num.		4.8	13		13		13	4.8	13		13		13						
	IB L2 [A]	dU %			0.49	4.8	0.49		0.49		0.49	4.8	0.49		0.49						
	IB L3 [A]	Ib min [kA]			0.43		0.43	4.8	0.43		0.43		0.43	4.8	0.43						
	IB N [A]	Ib max [kA]		4.8	5.99	4.8	5.99	4.8	6.00	4.8	6.00	4.8	6.00	4.8	6.00						

(*) The circuit-breaker is in discrimination relations with other circuit-breakers
(**) The circuit-breaker is in back-up relations with other circuit-breakers
(!) Important notice about coordination to be verified in Discrimination report

Rev. n°1			Date:		Description	Customer:			Drawing number:		
Rev. n°2			Drafter:			Project:	PANELI K 1.3				
Rev. n°3			Design.:			File:		Sheet: 2	Next sheet: 3	Sheets: 6	
REVISIONS	Date:	Signatures	Approval:			Serial:					

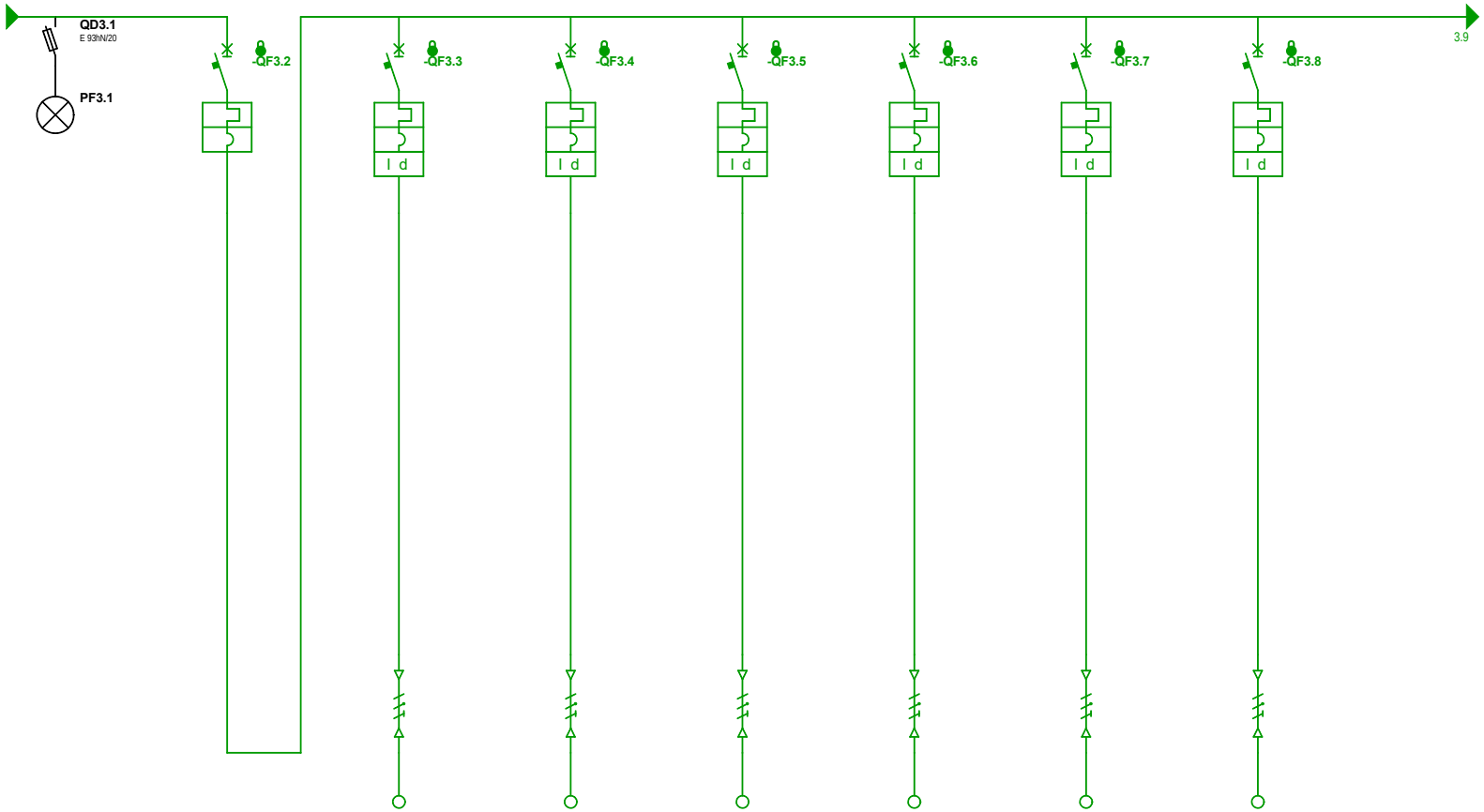

	Description			SINJAL UPS		KRYESORI UPS		L1UP.K1.3		L2UP.K1.3		L3UP.K1.3		L4UP.K1.3		L5UP.K1.3		L6UP.K1.3			
Load	Voltage [V]	dU %						231	1.00	231	0.49	231	0.49	231	1.00	231	0.49	231	0.49		
	Active power [kW]	UF %						2.00	100	1.00	100	1.00	100	2.00	100	1.00	100	1.00	100		
	In [A]	Cosphi						9.6	0.90	4.8	0.90	4.8	0.90	9.6	0.90	4.8	0.90	4.8	0.90		
Command / protection	Producer					ABB		ABB		ABB		ABB		ABB		ABB		ABB			
	Circuit breaker/Disconnector					S204M-C40		DS201 C16/0,03-AC		DS201 C16/0,03-AC		DS201 C16/0,03-AC		DS201 C16/0,03-AC		DS201 C16/0,03-AC		DS201 C16/0,03-AC			
	Poles	In [A]				4P	40	1P+N	16	1P+N	16	1P+N	16	1P+N	16	1P+N	16	1P+N	16		
	Ith [A]	Idn [A]				40.0		16.0	0.030	16.0	0.030	16.0	0.030	16.0	0.030	16.0	0.030	16.0	0.030		
	Im [A]	Icu/Icn [kA]				400.0	15.0	160.0	10.0	160.0	10.0	160.0	10.0	160.0	10.0	160.0	10.0	160.0	10.0		
	Fuse	Size [A]																			
	Contactor	In [A]																			
	Contactor	In [A]																			
	Overload Relay	Setting [A]																			
Distribution line	Cable type							Cu-EPR/XLPE		Cu-EPR/XLPE		Cu-EPR/XLPE		Cu-EPR/XLPE		Cu-EPR/XLPE		Cu-EPR/XLPE			
	Sections							3G1.5		3G1.5		3G1.5		3G1.5		3G1.5		3G1.5			
	Length [m]	Iz [A]						10	26.0	10	26.0	10	26.0	10	26.0	10	26.0	10	26.0		
	IB L1 [A]	Installation num.				33.7		9.6	13		13		13	9.6	13		13		13		
	IB L2 [A]	dU %				16.8			1.00	4.8	0.49		0.49		1.00	4.8	0.49		0.49		
	IB L3 [A]	Ib min [kA]				16.8			0.43		0.43	4.8	0.43		0.43		0.43	4.8	0.43		
	IB N [A]	Ib max [kA]				16.8		9.6	5.99	4.8	5.99	4.8	5.99	9.6	5.99	4.8	5.99	4.8	5.99		

(*) The circuit-breaker is in discrimination relations with other circuit-breakers
(**) The circuit-breaker is in back-up relations with other circuit-breakers
(!) Important notice about coordination to be verified in Discrimination report

Rev. n°1			Date:		Description	Customer:			Drawing number:		
Rev. n°2			Drafter:			Project:	PANELI K 1.3				
Rev. n°3			Design.:			File:		Sheet: 3	Next sheet: 4	Sheets: 6	
REVISIONS	Date:	Signatures	Approval:			Serial:					

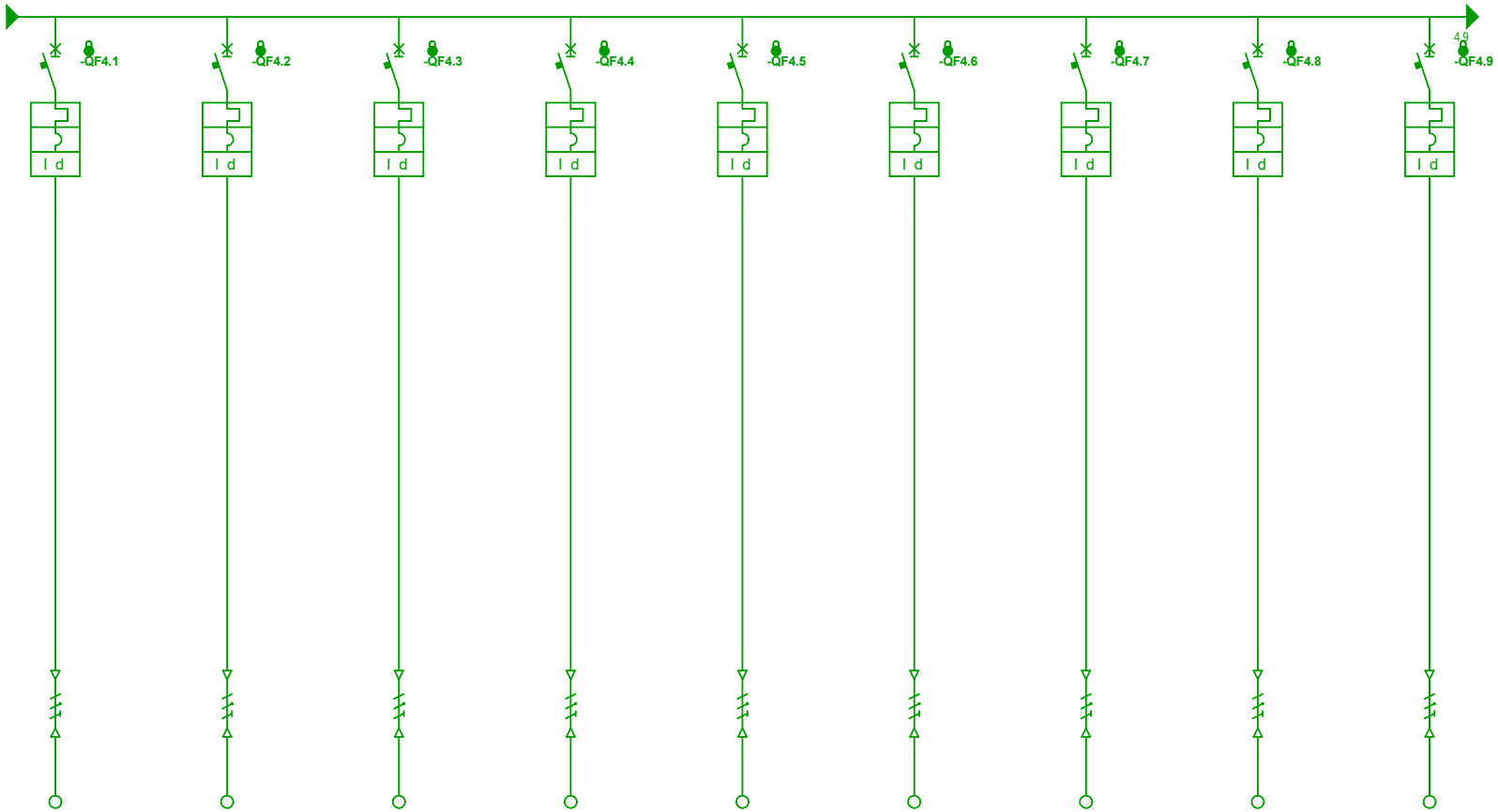

	Description																		
Load					L7UP.K1.3		L8UP.K1.3		L9UP.K1.3		L10UP.K1.3		L11UP.K1.3		L12UP.K1.3		L13UP.K1.3		L14UP.K1.3		L15UP.K1.3	
	Voltage	[V]	dU	%	231	1.00	231	0.49	231	0.49	231	1.00	231	0.49	231	0.49	231	1.00	231	0.49	231	0.49
	Active power	[kW]	UF	%	2.00	100	1.00	100	1.00	100	2.00	100	1.00	100	1.00	100	2.00	100	1.00	100	1.00	100
	In	[A]	Cosphi		9.6	0.90	4.8	0.90	4.8	0.90	9.6	0.90	4.8	0.90	4.8	0.90	9.6	0.90	4.8	0.90	4.8	0.90
Command / protection	Producer				ABB		ABB		ABB		ABB		ABB		ABB		ABB		ABB		ABB	
	Circuit breaker/Disconnector				DS201 C16/0,03-AC		DS201 C16/0,03-AC		DS201 C16/0,03-AC		DS201 C16/0,03-AC		DS201 C16/0,03-AC		DS201 C16/0,03-AC		DS201 C16/0,03-AC		DS201 C16/0,03-AC		DS201 C16/0,03-AC	
	Poles		In	[A]	1P+N	16	1P+N	16	1P+N	16	1P+N	16	1P+N	16	1P+N	16	1P+N	16	1P+N	16	1P+N	16
	Ith	[A]	Idn	[A]	16.0	0.030	16.0	0.030	16.0	0.030	16.0	0.030	16.0	0.030	16.0	0.030	16.0	0.030	16.0	0.030	16.0	0.030
	Im	[A]	Icu/Icn	[kA]	160.0	10.0	160.0	10.0	160.0	10.0	160.0	10.0	160.0	10.0	160.0	10.0	160.0	10.0	160.0	10.0	160.0	10.0
	Fuse		Size	[A]																		
	Contactor		In	[A]																		
	Contactor		In	[A]																		
	Overload Relay		Setting	[A]																		
Distribution line	Cable type				Cu-EPR/XLPE		Cu-EPR/XLPE		Cu-EPR/XLPE		Cu-EPR/XLPE		Cu-EPR/XLPE		Cu-EPR/XLPE		Cu-EPR/XLPE		Cu-EPR/XLPE		Cu-EPR/XLPE	
	Sections				3G1.5		3G1.5		3G1.5		3G1.5		3G1.5		3G1.5		3G1.5		3G1.5		3G1.5	
	Length	[m]	Iz	[A]	10	26.0	10	26.0	10	26.0	10	26.0	10	26.0	10	26.0	10	26.0	10	26.0	10	26.0
	IB L1	[A]	Installation num.		9.6	13		13		13	9.6	13		13		13	9.6	13		13		13
	IB L2	[A]	dU	%		1.00	4.8	0.49		0.49		1.00	4.8	0.49		0.49		1.00	4.8	0.49		0.49
	IB L3	[A]	Ib min	[kA]		0.43		0.43	4.8	0.43		0.43		0.43	4.8	0.43		0.43		0.43	4.8	0.43
	IB N	[A]	Ib max	[kA]	9.6	5.99	4.8	5.99	4.8	5.99	9.6	5.99	4.8	5.99	4.8	5.99	9.6	5.99	4.8	5.99	4.8	5.99

(*) The circuit-breaker is in discrimination relations with other circuit-breakers
(**) The circuit-breaker is in back-up relations with other circuit-breakers
(!) Important notice about coordination to be verified in Discrimination report

Rev. n°1			Date:		Description	Customer:			Drawing number:		
Rev. n°2			Drafter:			Project:	PANELI K 1.3				
Rev. n°3			Design.:			File:		Sheet: 4	Next sheet: 5	Sheets: 6	
REVISIONS	Date:	Signatures	Approval:			Serial:					

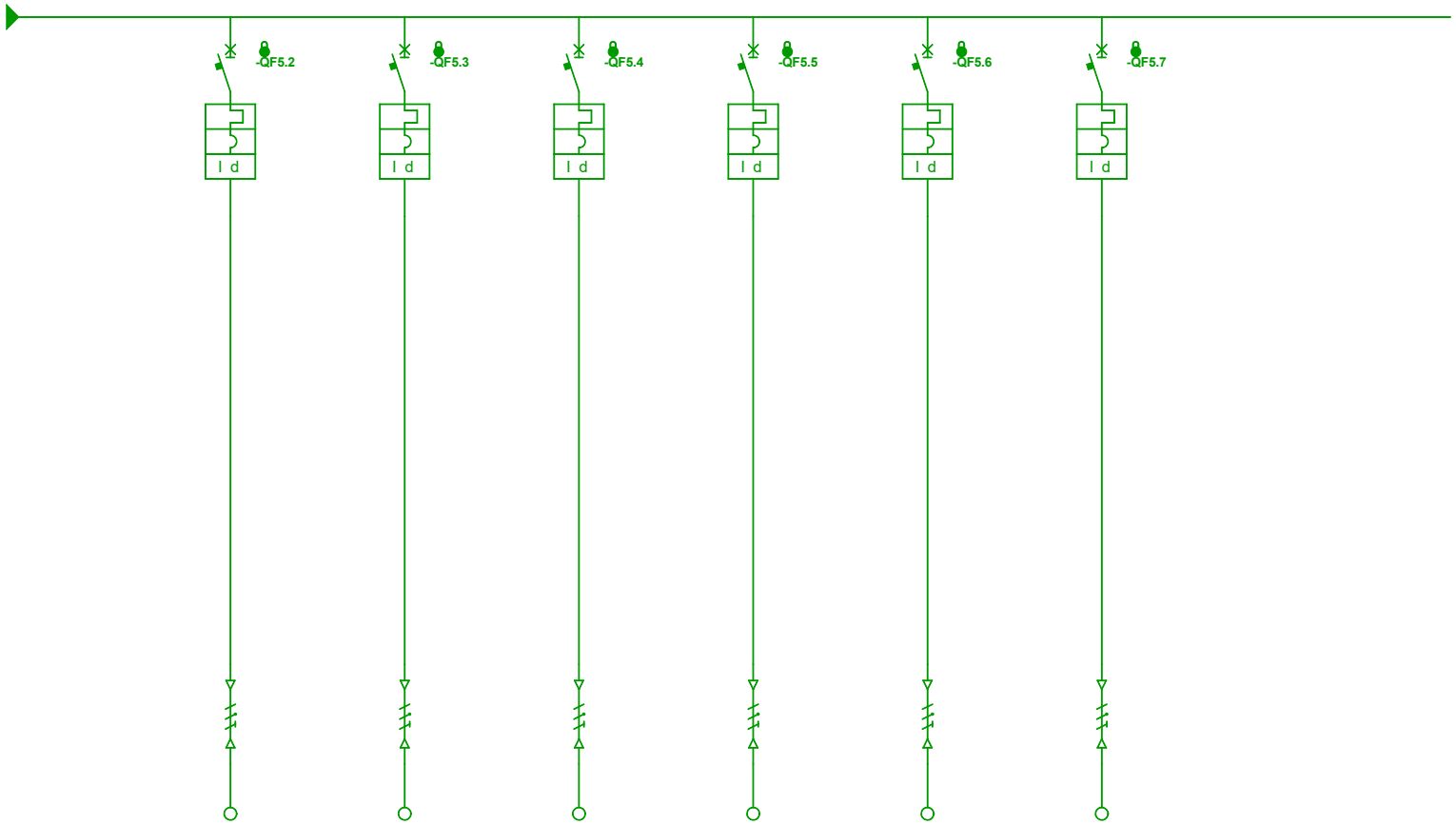

	Description				RACK		NDRICIM EMERGJENCE		REZERVE		REZERVE		REZERVE		REZERVE				
Load	Voltage [V]	dU %			231	1.00	231	0.49	231	0.49	231	1.00	231	0.49	231	0.49			
	Active power [kW]	UF %			2.00	100	1.00	100	1.00	100	2.00	100	1.00	100	1.00	100			
	In [A]	Cosphi			9.6	0.90	4.8	0.90	4.8	0.90	9.6	0.90	4.8	0.90	4.8	0.90			
Command / protection	Producer				ABB		ABB		ABB		ABB		ABB		ABB				
	Circuit breaker/Disconnector				DS201 C20/0,03-AC		DS201 C10/0,03-AC		DS201 C16/0,03-AC		DS201 C16/0,03-AC		DS201 C16/0,03-AC		DS201 C16/0,03-AC				
	Poles	In [A]			1P+N	20	1P+N	10	1P+N	16	1P+N	16	1P+N	16	1P+N	16			
	Ith [A]	Idn [A]			20.0	0.030	10.0	0.030	16.0	0.030	16.0	0.030	16.0	0.030	16.0	0.030			
	Im [A]	Icu/Icn [kA]			200.0	10.0	100.0	10.0	160.0	10.0	160.0	10.0	160.0	10.0	160.0	10.0			
	Fuse	Size [A]																	
	Contactor	In [A]																	
	Contactor	In [A]																	
	Overload Relay	Setting [A]																	
Distribution line	Cable type				Cu-EPR/XLPE		Cu-EPR/XLPE		Cu-EPR/XLPE		Cu-EPR/XLPE		Cu-EPR/XLPE		Cu-EPR/XLPE				
	Sections				3G1.5		3G1.5		3G1.5		3G1.5		3G1.5		3G1.5				
	Length [m]	Iz [A]			10	26.0	10	26.0	10	26.0	10	26.0	10	26.0	10	26.0			
	IB L1 [A]	Installation num.			9.6	13		13		13	9.6	13		13		13			
	IB L2 [A]	dU %				1.00	4.8	0.49		0.49		1.00	4.8	0.49		0.49			
	IB L3 [A]	Ib min [kA]				0.43		0.43	4.8	0.43		0.43		0.43	4.8	0.43			
	IB N [A]	Ib max [kA]			9.6	5.99	4.8	5.99	4.8	5.99	9.6	5.99	4.8	5.99	4.8	5.99			

(*) The circuit-breaker is in discrimination relations with other circuit-breakers
(**) The circuit-breaker is in back-up relations with other circuit-breakers
(!) Important notice about coordination to be verified in Discrimination report

Rev. n°1			Date:		Description	Customer:			Drawing number:		
Rev. n°2			Drafter:			Project:	PANELI K 1.3				
Rev. n°3			Design.:			File:		Sheet: 5	Next sheet: 6	Sheets: 6	
REVISIONS	Date:	Signatures	Approval:			Serial:					

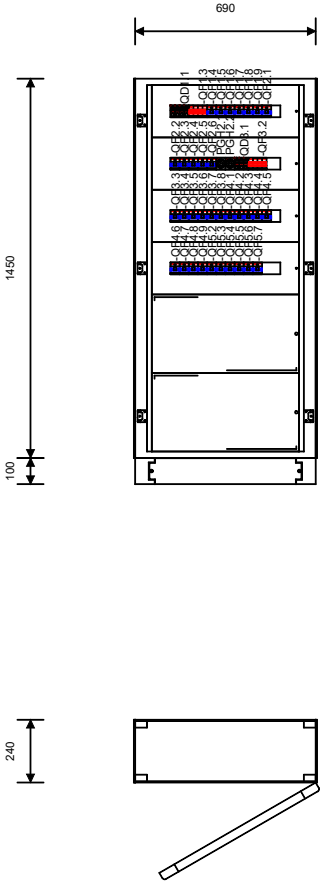

(*) The circuit-breaker is in discrimination relations with other circuit-breakers
(**) The circuit-breaker is in back-up relations with other circuit-breakers
(!) Important notice about coordination to be verified in Discrimination report

Rev. n°1			Date:			Description	Customer:			Drawing number:	
Rev. n°2			Drafter:				Project:				
Rev. n°3			Design.:				File:		Sheet: 6	Next sheet:	Sheets: 6
REVISIONS	Date:	Signatures	Approval:				Serial:				

Short circuit calculation

Switchboard	Ib LLL (kA)	Ip LLL (kA)	Ib LL (kA)	Ip LL (kA)	Ib LN (kA)	Ip LN (kA)	Ib LPE (kA)	Ip LPE (kA)
Switchboard1	10.00	24.68	8.66	21.37	6.00	14.81	6.00	14.81

Rev. n°1			Date:			Description	Customer:			Drawing number:	
Rev. n°2			Drafter:				Project:	PANELI K 1.3			
Rev. n°3			Design.:				File:		Sheet: 1	Next sheet:	Sheets: 1
REVISIONS	Date:	Signatures	Approval:				Serial:				

Protection of Lv Cables

-WC1.4 L1PRR.K1.3

Load data	Phases - Distribution System		LN / TN-S (L1-N)
	Voltage	[V]	230.94
	IB (A)	[A]	9.6
	Cosphi		0.90
Cable	Cable cross-sections		3G1.5
	Conductor - Insulator		Cu / EPR/XLPE
	Length (m)	[m]	10
	Iz (A)	[A]	26.0
	dU (%)		1.00
	Work Temp (°C)	[°C]	38.2
	Power loss	[W]	24.52
	K²S²	[A2s]	45929

Protection checks

Overload: protected by **-QF1.4 DS201 C16/0,03-AC** — **Passed**
IB (9.62[A]) <= Ith (16.00[A]) <= Iz (26.00[A]) and If (23.20[A]) <= 1.45*Iz (37.70[A]); Uref=400V

1 2 — **Short circuit at terminal 1 (current flowing downstream): protected by** **-QF1.4 DS201 C16/0,03-AC** — **Passed**
Protection guaranteed up to Ik LN (6.00[kA]), Ik L-PE (6.00[kA]); Uref=400V

Indirect touch at terminal 2 (current flowing downstream): protected by **-QF1.4 DS201 C16/0,03-AC** — **Passed**
Id (0.03[A]) <= Ikmin L-PE (0.43[kA]) and Td (0.04[s]) <= Max tripping time (0.40[s]); Uref=400V

1 2 — **Short circuit at terminal 2 (current flowing upstream): protected by**

Indirect touch at terminal 1 (current flowing upstream): protected by

-WC1.5 L2PRR.K1.3

Load data	Phases - Distribution System		LN / TN-S (L2-N)
	Voltage	[V]	230.94
	IB (A)	[A]	9.6
	Cosphi		0.90
Cable	Cable cross-sections		3G1.5
	Conductor - Insulator		Cu / EPR/XLPE
	Length (m)	[m]	10
	Iz (A)	[A]	26.0
	dU (%)		1.00
	Work Temp (°C)	[°C]	38.2
	Power loss	[W]	24.52
	K²S²	[A2s]	45929

Protection checks

Overload: protected by **-QF1.5 DS201 C16/0,03-AC** — **Passed**
IB (9.62[A]) <= Ith (16.00[A]) <= Iz (26.00[A]) and If (23.20[A]) <= 1.45*Iz (37.70[A]); Uref=400V

1 2 — **Short circuit at terminal 1 (current flowing downstream): protected by** **-QF1.5 DS201 C16/0,03-AC** — **Passed**
Protection guaranteed up to Ik LN (6.00[kA]), Ik L-PE (6.00[kA]); Uref=400V

Indirect touch at terminal 2 (current flowing downstream): protected by **-QF1.5 DS201 C16/0,03-AC** — **Passed**
Id (0.03[A]) <= Ikmin L-PE (0.43[kA]) and Td (0.04[s]) <= Max tripping time (0.40[s]); Uref=400V

1 2 — **Short circuit at terminal 2 (current flowing upstream): protected by**

Indirect touch at terminal 1 (current flowing upstream): protected by

-WC1.6 L3PRR.K1.3

Load data	Phases - Distribution System		LN / TN-S (L3-N)
	Voltage	[V]	230.94
	IB (A)	[A]	9.6
	Cosphi		0.90
Cable	Cable cross-sections		3G1.5
	Conductor - Insulator		Cu / EPR/XLPE
	Length (m)	[m]	10
	Iz (A)	[A]	26.0
	dU (%)		1.00
	Work Temp (°C)	[°C]	38.2
	Power loss	[W]	24.52
	K²S²	[A2s]	45929

Protection checks

Overload: protected by **-QF1.6 DS201 C16/0,03-AC** — **Passed**
IB (9.62[A]) <= Ith (16.00[A]) <= Iz (26.00[A]) and If (23.20[A]) <= 1.45*Iz (37.70[A]); Uref=400V

1 2 — **Short circuit at terminal 1 (current flowing downstream): protected by** **-QF1.6 DS201 C16/0,03-AC** — **Passed**
Protection guaranteed up to Ik LN (6.00[kA]), Ik L-PE (6.00[kA]); Uref=400V

Indirect touch at terminal 2 (current flowing downstream): protected by **-QF1.6 DS201 C16/0,03-AC** — **Passed**
Id (0.03[A]) <= Ikmin L-PE (0.43[kA]) and Td (0.04[s]) <= Max tripping time (0.40[s]); Uref=400V

1 2 — **Short circuit at terminal 2 (current flowing upstream): protected by**

Indirect touch at terminal 1 (current flowing upstream): protected by

Protection of Lv Cables

-WC1.7 L1NRR.K1.3

Load data	Phases - Distribution System		LN / TN-S (L1-N)
	Voltage	[V]	230.94
	IB (A)	[A]	4.8
	Cosphi		0.90
Cable	Cable cross-sections		3G1.5
	Conductor - Insulator		Cu / EPR/XLPE
	Length (m)	[m]	10
	Iz (A)	[A]	26.0
	dU (%)		0.49
	Work Temp (°C)	[°C]	32.1
	Power loss	[W]	5.99
	K²S²	[A2s]	45929

Protection checks

Overload: protected by **-QF1.7 DS201 C10/0,03-AC** — **Passed**
IB (4.81[A]) <= Ith (10.00[A]) <= Iz (26.00[A]) and If (14.50[A]) <= 1.45*Iz (37.70[A]); Uref=400V

Short circuit at terminal 1 (current flowing downstream): protected by **-QF1.7 DS201 C10/0,03-AC** — **Passed**
Protection guaranteed up to Ik LN (6.00[kA]), Ik L-PE (6.00[kA]); Uref=400V

Indirect touch at terminal 2 (current flowing downstream): protected by **-QF1.7 DS201 C10/0,03-AC** — **Passed**
Id (0.03[A]) <= Ikmin L-PE (0.43[kA]) and Td (0.04[s]) <= Max tripping time (0.40[s]); Uref=400V

Short circuit at terminal 2 (current flowing upstream): protected by

Indirect touch at terminal 1 (current flowing upstream): protected by

-WC1.8 L2NRR.K1.3

Load data	Phases - Distribution System		LN / TN-S (L2-N)
	Voltage	[V]	230.94
	IB (A)	[A]	4.8
	Cosphi		0.90
Cable	Cable cross-sections		3G1.5
	Conductor - Insulator		Cu / EPR/XLPE
	Length (m)	[m]	10
	Iz (A)	[A]	26.0
	dU (%)		0.49
	Work Temp (°C)	[°C]	32.1
	Power loss	[W]	5.99
	K²S²	[A2s]	45929

Protection checks

Overload: protected by **-QF1.8 DS201 C10/0,03-AC** — **Passed**
IB (4.81[A]) <= Ith (10.00[A]) <= Iz (26.00[A]) and If (14.50[A]) <= 1.45*Iz (37.70[A]); Uref=400V

Short circuit at terminal 1 (current flowing downstream): protected by **-QF1.8 DS201 C10/0,03-AC** — **Passed**
Protection guaranteed up to Ik LN (6.00[kA]), Ik L-PE (6.00[kA]); Uref=400V

Indirect touch at terminal 2 (current flowing downstream): protected by **-QF1.8 DS201 C10/0,03-AC** — **Passed**
Id (0.03[A]) <= Ikmin L-PE (0.43[kA]) and Td (0.04[s]) <= Max tripping time (0.40[s]); Uref=400V

Short circuit at terminal 2 (current flowing upstream): protected by

Indirect touch at terminal 1 (current flowing upstream): protected by

-WC1.9 L3NRR.K1.3

Load data	Phases - Distribution System		LN / TN-S (L3-N)
	Voltage	[V]	230.94
	IB (A)	[A]	4.8
	Cosphi		0.90
Cable	Cable cross-sections		3G1.5
	Conductor - Insulator		Cu / EPR/XLPE
	Length (m)	[m]	10
	Iz (A)	[A]	26.0
	dU (%)		0.49
	Work Temp (°C)	[°C]	32.1
	Power loss	[W]	5.99
	K²S²	[A2s]	45929

Protection checks

Overload: protected by **-QF1.9 DS201 C10/0,03-AC** — **Passed**
IB (4.81[A]) <= Ith (10.00[A]) <= Iz (26.00[A]) and If (14.50[A]) <= 1.45*Iz (37.70[A]); Uref=400V

Short circuit at terminal 1 (current flowing downstream): protected by **-QF1.9 DS201 C10/0,03-AC** — **Passed**
Protection guaranteed up to Ik LN (6.00[kA]), Ik L-PE (6.00[kA]); Uref=400V

Indirect touch at terminal 2 (current flowing downstream): protected by **-QF1.9 DS201 C10/0,03-AC** — **Passed**
Id (0.03[A]) <= Ikmin L-PE (0.43[kA]) and Td (0.04[s]) <= Max tripping time (0.40[s]); Uref=400V

Short circuit at terminal 2 (current flowing upstream): protected by

Indirect touch at terminal 1 (current flowing upstream): protected by

Protection of Lv Cables

-WC2.1 L4NRR.K1.3

Load data	Phases - Distribution System		LN / TN-S (L1-N)
	Voltage	[V]	230.94
	IB (A)	[A]	4.8
	Cosphi		0.90
Cable	Cable cross-sections		3G1.5
	Conductor - Insulator		Cu / EPR/XLPE
	Length (m)	[m]	10
	Iz (A)	[A]	26.0
	dU (%)		0.49
	Work Temp (°C)	[°C]	32.1
	Power loss	[W]	5.99
	K²S²	[A2s]	45929

Protection checks

	Overload: protected by **-QF2.1 DS201 C10/0,03-AC** IB (4.81[A]) <= Ith (10.00[A]) <= Iz (26.00[A]) and If (14.50[A]) <= 1.45*Iz (37.70[A]); Uref=400V	**Passed**
1 2	**Short circuit at terminal 1 (current flowing downstream): protected by** **-QF2.1 DS201 C10/0,03-AC** Protection guaranteed up to Ik LN (5.99[kA]), Ik L-PE (5.99[kA]); Uref=400V	**Passed**
	Indirect touch at terminal 2 (current flowing downstream): protected by **-QF2.1 DS201 C10/0,03-AC** Id (0.03[A]) <= Ikmin L-PE (0.43[kA]) and Td (0.04[s]) <= Max tripping time (0.40[s]); Uref=400V	**Passed**
1 2	**Short circuit at terminal 2 (current flowing upstream): protected by**	
	Indirect touch at terminal 1 (current flowing upstream): protected by	

-WC2.2 L5NRR.K1.3

Load data	Phases - Distribution System		LN / TN-S (L2-N)
	Voltage	[V]	230.94
	IB (A)	[A]	4.8
	Cosphi		0.90
Cable	Cable cross-sections		3G1.5
	Conductor - Insulator		Cu / EPR/XLPE
	Length (m)	[m]	10
	Iz (A)	[A]	26.0
	dU (%)		0.49
	Work Temp (°C)	[°C]	32.1
	Power loss	[W]	5.99
	K²S²	[A2s]	45929

Protection checks

	Overload: protected by **-QF2.2 DS201 C10/0,03-AC** IB (4.81[A]) <= Ith (10.00[A]) <= Iz (26.00[A]) and If (14.50[A]) <= 1.45*Iz (37.70[A]); Uref=400V	**Passed**
1 2	**Short circuit at terminal 1 (current flowing downstream): protected by** **-QF2.2 DS201 C10/0,03-AC** Protection guaranteed up to Ik LN (5.99[kA]), Ik L-PE (5.99[kA]); Uref=400V	**Passed**
	Indirect touch at terminal 2 (current flowing downstream): protected by **-QF2.2 DS201 C10/0,03-AC** Id (0.03[A]) <= Ikmin L-PE (0.43[kA]) and Td (0.04[s]) <= Max tripping time (0.40[s]); Uref=400V	**Passed**
1 2	**Short circuit at terminal 2 (current flowing upstream): protected by**	
	Indirect touch at terminal 1 (current flowing upstream): protected by	

-WC2.3 REZERVE

Load data	Phases - Distribution System		LN / TN-S (L3-N)
	Voltage	[V]	230.94
	IB (A)	[A]	4.8
	Cosphi		0.90
Cable	Cable cross-sections		3G1.5
	Conductor - Insulator		Cu / EPR/XLPE
	Length (m)	[m]	10
	Iz (A)	[A]	26.0
	dU (%)		0.49
	Work Temp (°C)	[°C]	32.1
	Power loss	[W]	5.99
	K²S²	[A2s]	45929

Protection checks

	Overload: protected by **-QF2.3 DS201 C10/0,03-AC** IB (4.81[A]) <= Ith (10.00[A]) <= Iz (26.00[A]) and If (14.50[A]) <= 1.45*Iz (37.70[A]); Uref=400V	**Passed**
1 2	**Short circuit at terminal 1 (current flowing downstream): protected by** **-QF2.3 DS201 C10/0,03-AC** Protection guaranteed up to Ik LN (6.00[kA]), Ik L-PE (6.00[kA]); Uref=400V	**Passed**
	Indirect touch at terminal 2 (current flowing downstream): protected by **-QF2.3 DS201 C10/0,03-AC** Id (0.03[A]) <= Ikmin L-PE (0.43[kA]) and Td (0.04[s]) <= Max tripping time (0.40[s]); Uref=400V	**Passed**
1 2	**Short circuit at terminal 2 (current flowing upstream): protected by**	
	Indirect touch at terminal 1 (current flowing upstream): protected by	

Protection of Lv Cables

-WC2.4 REZERVE

Load data	Phases - Distribution System		LN / TN-S (L1-N)
	Voltage	[V]	230.94
	IB (A)	[A]	4.8
	Cosphi		0.90
Cable	Cable cross-sections		3G1.5
	Conductor - Insulator		Cu / EPR/XLPE
	Length (m)	[m]	10
	Iz (A)	[A]	26.0
	dU (%)		0.49
	Work Temp (°C)	[°C]	32.1
	Power loss	[W]	5.99
	K²S²	[A2s]	45929

Protection checks

	Overload: protected by **-QF2.4 DS201 C10/0,03-AC** IB (4.81[A]) <= Ith (10.00[A]) <= Iz (26.00[A]) and If (14.50[A]) <= 1.45*Iz (37.70[A]); Uref=400V	**Passed**
1 2	**Short circuit at terminal 1 (current flowing downstream): protected by** **-QF2.4 DS201 C10/0,03-AC** Protection guaranteed up to Ik LN (6.00[kA]), Ik L-PE (6.00[kA]); Uref=400V	**Passed**
	Indirect touch at terminal 2 (current flowing downstream): protected by **-QF2.4 DS201 C10/0,03-AC** Id (0.03[A]) <= Ikmin L-PE (0.43[kA]) and Td (0.04[s]) <= Max tripping time (0.40[s]); Uref=400V	**Passed**
1 2	**Short circuit at terminal 2 (current flowing upstream): protected by**	
	Indirect touch at terminal 1 (current flowing upstream): protected by	

-WC2.5 REZERVE

Load data	Phases - Distribution System		LN / TN-S (L2-N)
	Voltage	[V]	230.94
	IB (A)	[A]	4.8
	Cosphi		0.90
Cable	Cable cross-sections		3G1.5
	Conductor - Insulator		Cu / EPR/XLPE
	Length (m)	[m]	10
	Iz (A)	[A]	26.0
	dU (%)		0.49
	Work Temp (°C)	[°C]	32.1
	Power loss	[W]	5.99
	K²S²	[A2s]	45929

Protection checks

	Overload: protected by **-QF2.5 DS201 C16/0,03-AC** IB (4.81[A]) <= Ith (16.00[A]) <= Iz (26.00[A]) and If (23.20[A]) <= 1.45*Iz (37.70[A]); Uref=400V	**Passed**
1 2	**Short circuit at terminal 1 (current flowing downstream): protected by** **-QF2.5 DS201 C16/0,03-AC** Protection guaranteed up to Ik LN (6.00[kA]), Ik L-PE (6.00[kA]); Uref=400V	**Passed**
	Indirect touch at terminal 2 (current flowing downstream): protected by **-QF2.5 DS201 C16/0,03-AC** Id (0.03[A]) <= Ikmin L-PE (0.43[kA]) and Td (0.04[s]) <= Max tripping time (0.40[s]); Uref=400V	**Passed**
1 2	**Short circuit at terminal 2 (current flowing upstream): protected by**	
	Indirect touch at terminal 1 (current flowing upstream): protected by	

-WC2.6 REZERVE

Load data	Phases - Distribution System		LN / TN-S (L3-N)
	Voltage	[V]	230.94
	IB (A)	[A]	4.8
	Cosphi		0.90
Cable	Cable cross-sections		3G1.5
	Conductor - Insulator		Cu / EPR/XLPE
	Length (m)	[m]	10
	Iz (A)	[A]	26.0
	dU (%)		0.49
	Work Temp (°C)	[°C]	32.1
	Power loss	[W]	5.99
	K²S²	[A2s]	45929

Protection checks

	Overload: protected by **-QF2.6 DS201 C16/0,03-AC** IB (4.81[A]) <= Ith (16.00[A]) <= Iz (26.00[A]) and If (23.20[A]) <= 1.45*Iz (37.70[A]); Uref=400V	**Passed**
1 2	**Short circuit at terminal 1 (current flowing downstream): protected by** **-QF2.6 DS201 C16/0,03-AC** Protection guaranteed up to Ik LN (6.00[kA]), Ik L-PE (6.00[kA]); Uref=400V	**Passed**
	Indirect touch at terminal 2 (current flowing downstream): protected by **-QF2.6 DS201 C16/0,03-AC** Id (0.03[A]) <= Ikmin L-PE (0.43[kA]) and Td (0.04[s]) <= Max tripping time (0.40[s]); Uref=400V	**Passed**
1 2	**Short circuit at terminal 2 (current flowing upstream): protected by**	
	Indirect touch at terminal 1 (current flowing upstream): protected by	

Protection of Lv Cables

-WC3.3 L1UP.K1.3

Load data	Phases - Distribution System		LN / TN-S (L1-N)
	Voltage	[V]	230.94
	IB (A)	[A]	9.6
	Cosphi		0.90
Cable	Cable cross-sections		3G1.5
	Conductor - Insulator		Cu / EPR/XLPE
	Length (m)	[m]	10
	Iz (A)	[A]	26.0
	dU (%)		1.00
	Work Temp (°C)	[°C]	38.2
	Power loss	[W]	24.52
	K²S²	[A2s]	45929

Protection checks

Overload: protected by **-QF3.3 DS201 C16/0,03-AC** — **Passed**
IB (9.62[A]) <= Ith (16.00[A]) <= Iz (26.00[A]) and If (23.20[A]) <= 1.45*Iz (37.70[A]); Uref=400V

1 2 — **Short circuit at terminal 1 (current flowing downstream): protected by** **-QF3.3 DS201 C16/0,03-AC** — **Passed**
Protection guaranteed up to Ik LN (5.99[kA]), Ik L-PE (5.99[kA]); Uref=400V

Indirect touch at terminal 2 (current flowing downstream): protected by **-QF3.3 DS201 C16/0,03-AC** — **Passed**
Id (0.03[A]) <= Ikmin L-PE (0.43[kA]) and Td (0.04[s]) <= Max tripping time (0.40[s]); Uref=400V

1 2 — **Short circuit at terminal 2 (current flowing upstream): protected by**

Indirect touch at terminal 1 (current flowing upstream): protected by

-WC3.4 L2UP.K1.3

Load data	Phases - Distribution System		LN / TN-S (L2-N)
	Voltage	[V]	230.94
	IB (A)	[A]	4.8
	Cosphi		0.90
Cable	Cable cross-sections		3G1.5
	Conductor - Insulator		Cu / EPR/XLPE
	Length (m)	[m]	10
	Iz (A)	[A]	26.0
	dU (%)		0.49
	Work Temp (°C)	[°C]	32.1
	Power loss	[W]	5.99
	K²S²	[A2s]	45929

Protection checks

Overload: protected by **-QF3.4 DS201 C16/0,03-AC** — **Passed**
IB (4.81[A]) <= Ith (16.00[A]) <= Iz (26.00[A]) and If (23.20[A]) <= 1.45*Iz (37.70[A]); Uref=400V

1 2 — **Short circuit at terminal 1 (current flowing downstream): protected by** **-QF3.4 DS201 C16/0,03-AC** — **Passed**
Protection guaranteed up to Ik LN (5.99[kA]), Ik L-PE (5.99[kA]); Uref=400V

Indirect touch at terminal 2 (current flowing downstream): protected by **-QF3.4 DS201 C16/0,03-AC** — **Passed**
Id (0.03[A]) <= Ikmin L-PE (0.43[kA]) and Td (0.04[s]) <= Max tripping time (0.40[s]); Uref=400V

1 2 — **Short circuit at terminal 2 (current flowing upstream): protected by**

Indirect touch at terminal 1 (current flowing upstream): protected by

-WC3.5 L3UP.K1.3

Load data	Phases - Distribution System		LN / TN-S (L3-N)
	Voltage	[V]	230.94
	IB (A)	[A]	4.8
	Cosphi		0.90
Cable	Cable cross-sections		3G1.5
	Conductor - Insulator		Cu / EPR/XLPE
	Length (m)	[m]	10
	Iz (A)	[A]	26.0
	dU (%)		0.49
	Work Temp (°C)	[°C]	32.1
	Power loss	[W]	5.99
	K²S²	[A2s]	45929

Protection checks

Overload: protected by **-QF3.5 DS201 C16/0,03-AC** — **Passed**
IB (4.81[A]) <= Ith (16.00[A]) <= Iz (26.00[A]) and If (23.20[A]) <= 1.45*Iz (37.70[A]); Uref=400V

1 2 — **Short circuit at terminal 1 (current flowing downstream): protected by** **-QF3.5 DS201 C16/0,03-AC** — **Passed**
Protection guaranteed up to Ik LN (5.99[kA]), Ik L-PE (5.99[kA]); Uref=400V

Indirect touch at terminal 2 (current flowing downstream): protected by **-QF3.5 DS201 C16/0,03-AC** — **Passed**
Id (0.03[A]) <= Ikmin L-PE (0.43[kA]) and Td (0.04[s]) <= Max tripping time (0.40[s]); Uref=400V

1 2 — **Short circuit at terminal 2 (current flowing upstream): protected by**

Indirect touch at terminal 1 (current flowing upstream): protected by

Protection of Lv Cables

-WC3.6 L4UP.K1.3

Load data	Phases - Distribution System		LN / TN-S (L1-N)
	Voltage	[V]	230.94
	IB (A)	[A]	9.6
	Cosphi		0.90
Cable	Cable cross-sections		3G1.5
	Conductor - Insulator		Cu / EPR/XLPE
	Length (m)	[m]	10
	Iz (A)	[A]	26.0
	dU (%)		1.00
	Work Temp (°C)	[°C]	38.2
	Power loss	[W]	24.52
	K²S²	[A2s]	45929

Protection checks

Overload: protected by **-QF3.6 DS201 C16/0,03-AC** — **Passed**
IB (9.62[A]) <= Ith (16.00[A]) <= Iz (26.00[A]) and If (23.20[A]) <= 1.45*Iz (37.70[A]); Uref=400V

1 2 **Short circuit at terminal 1 (current flowing downstream): protected by** **-QF3.6 DS201 C16/0,03-AC** — **Passed**
Protection guaranteed up to Ik LN (5.99[kA]), Ik L-PE (5.99[kA]); Uref=400V

Indirect touch at terminal 2 (current flowing downstream): protected by **-QF3.6 DS201 C16/0,03-AC** — **Passed**
Id (0.03[A]) <= Ikmin L-PE (0.43[kA]) and Td (0.04[s]) <= Max tripping time (0.40[s]); Uref=400V

1 2 **Short circuit at terminal 2 (current flowing upstream): protected by**

Indirect touch at terminal 1 (current flowing upstream): protected by

-WC3.7 L5UP.K1.3

Load data	Phases - Distribution System		LN / TN-S (L2-N)
	Voltage	[V]	230.94
	IB (A)	[A]	4.8
	Cosphi		0.90
Cable	Cable cross-sections		3G1.5
	Conductor - Insulator		Cu / EPR/XLPE
	Length (m)	[m]	10
	Iz (A)	[A]	26.0
	dU (%)		0.49
	Work Temp (°C)	[°C]	32.1
	Power loss	[W]	5.99
	K²S²	[A2s]	45929

Protection checks

Overload: protected by **-QF3.7 DS201 C16/0,03-AC** — **Passed**
IB (4.81[A]) <= Ith (16.00[A]) <= Iz (26.00[A]) and If (23.20[A]) <= 1.45*Iz (37.70[A]); Uref=400V

1 2 **Short circuit at terminal 1 (current flowing downstream): protected by** **-QF3.7 DS201 C16/0,03-AC** — **Passed**
Protection guaranteed up to Ik LN (5.99[kA]), Ik L-PE (5.99[kA]); Uref=400V

Indirect touch at terminal 2 (current flowing downstream): protected by **-QF3.7 DS201 C16/0,03-AC** — **Passed**
Id (0.03[A]) <= Ikmin L-PE (0.43[kA]) and Td (0.04[s]) <= Max tripping time (0.40[s]); Uref=400V

1 2 **Short circuit at terminal 2 (current flowing upstream): protected by**

Indirect touch at terminal 1 (current flowing upstream): protected by

-WC3.8 L6UP.K1.3

Load data	Phases - Distribution System		LN / TN-S (L3-N)
	Voltage	[V]	230.94
	IB (A)	[A]	4.8
	Cosphi		0.90
Cable	Cable cross-sections		3G1.5
	Conductor - Insulator		Cu / EPR/XLPE
	Length (m)	[m]	10
	Iz (A)	[A]	26.0
	dU (%)		0.49
	Work Temp (°C)	[°C]	32.1
	Power loss	[W]	5.99
	K²S²	[A2s]	45929

Protection checks

Overload: protected by **-QF3.8 DS201 C16/0,03-AC** — **Passed**
IB (4.81[A]) <= Ith (16.00[A]) <= Iz (26.00[A]) and If (23.20[A]) <= 1.45*Iz (37.70[A]); Uref=400V

1 2 **Short circuit at terminal 1 (current flowing downstream): protected by** **-QF3.8 DS201 C16/0,03-AC** — **Passed**
Protection guaranteed up to Ik LN (5.99[kA]), Ik L-PE (5.99[kA]); Uref=400V

Indirect touch at terminal 2 (current flowing downstream): protected by **-QF3.8 DS201 C16/0,03-AC** — **Passed**
Id (0.03[A]) <= Ikmin L-PE (0.43[kA]) and Td (0.04[s]) <= Max tripping time (0.40[s]); Uref=400V

1 2 **Short circuit at terminal 2 (current flowing upstream): protected by**

Indirect touch at terminal 1 (current flowing upstream): protected by

Protection of Lv Cables

-WC4.1 L7UP.K1.3

Load data	Phases - Distribution System		LN / TN-S (L1-N)
	Voltage	[V]	230.94
	IB (A)	[A]	9.6
	Cosphi		0.90
Cable	Cable cross-sections		3G1.5
	Conductor - Insulator		Cu / EPR/XLPE
	Length (m)	[m]	10
	Iz (A)	[A]	26.0
	dU (%)		1.00
	Work Temp (°C)	[°C]	38.2
	Power loss	[W]	24.52
	K²S²	[A2s]	45929

Protection checks

Overload: protected by **-QF4.1 DS201 C16/0,03-AC** — **Passed**
IB (9.62[A]) <= Ith (16.00[A]) <= Iz (26.00[A]) and If (23.20[A]) <= 1.45*Iz (37.70[A]); Uref=400V

Short circuit at terminal 1 (current flowing downstream): protected by **-QF4.1 DS201 C16/0,03-AC** — **Passed**
Protection guaranteed up to Ik LN (5.99[kA]), Ik L-PE (5.99[kA]); Uref=400V

Indirect touch at terminal 2 (current flowing downstream): protected by **-QF4.1 DS201 C16/0,03-AC** — **Passed**
Id (0.03[A]) <= Ikmin L-PE (0.43[kA]) and Td (0.04[s]) <= Max tripping time (0.40[s]); Uref=400V

Short circuit at terminal 2 (current flowing upstream): protected by

Indirect touch at terminal 1 (current flowing upstream): protected by

-WC4.2 L8UP.K1.3

Load data	Phases - Distribution System		LN / TN-S (L2-N)
	Voltage	[V]	230.94
	IB (A)	[A]	4.8
	Cosphi		0.90
Cable	Cable cross-sections		3G1.5
	Conductor - Insulator		Cu / EPR/XLPE
	Length (m)	[m]	10
	Iz (A)	[A]	26.0
	dU (%)		0.49
	Work Temp (°C)	[°C]	32.1
	Power loss	[W]	5.99
	K²S²	[A2s]	45929

Protection checks

Overload: protected by **-QF4.2 DS201 C16/0,03-AC** — **Passed**
IB (4.81[A]) <= Ith (16.00[A]) <= Iz (26.00[A]) and If (23.20[A]) <= 1.45*Iz (37.70[A]); Uref=400V

Short circuit at terminal 1 (current flowing downstream): protected by **-QF4.2 DS201 C16/0,03-AC** — **Passed**
Protection guaranteed up to Ik LN (5.99[kA]), Ik L-PE (5.99[kA]); Uref=400V

Indirect touch at terminal 2 (current flowing downstream): protected by **-QF4.2 DS201 C16/0,03-AC** — **Passed**
Id (0.03[A]) <= Ikmin L-PE (0.43[kA]) and Td (0.04[s]) <= Max tripping time (0.40[s]); Uref=400V

Short circuit at terminal 2 (current flowing upstream): protected by

Indirect touch at terminal 1 (current flowing upstream): protected by

-WC4.3 L9UP.K1.3

Load data	Phases - Distribution System		LN / TN-S (L3-N)
	Voltage	[V]	230.94
	IB (A)	[A]	4.8
	Cosphi		0.90
Cable	Cable cross-sections		3G1.5
	Conductor - Insulator		Cu / EPR/XLPE
	Length (m)	[m]	10
	Iz (A)	[A]	26.0
	dU (%)		0.49
	Work Temp (°C)	[°C]	32.1
	Power loss	[W]	5.99
	K²S²	[A2s]	45929

Protection checks

Overload: protected by **-QF4.3 DS201 C16/0,03-AC** — **Passed**
IB (4.81[A]) <= Ith (16.00[A]) <= Iz (26.00[A]) and If (23.20[A]) <= 1.45*Iz (37.70[A]); Uref=400V

Short circuit at terminal 1 (current flowing downstream): protected by **-QF4.3 DS201 C16/0,03-AC** — **Passed**
Protection guaranteed up to Ik LN (5.99[kA]), Ik L-PE (5.99[kA]); Uref=400V

Indirect touch at terminal 2 (current flowing downstream): protected by **-QF4.3 DS201 C16/0,03-AC** — **Passed**
Id (0.03[A]) <= Ikmin L-PE (0.43[kA]) and Td (0.04[s]) <= Max tripping time (0.40[s]); Uref=400V

Short circuit at terminal 2 (current flowing upstream): protected by

Indirect touch at terminal 1 (current flowing upstream): protected by

Protection of Lv Cables

-WC4.4 L10UP.K1.3

Load data	Phases - Distribution System		LN / TN-S (L1-N)
	Voltage	[V]	230.94
	IB (A)	[A]	9.6
	Cosphi		0.90
Cable	Cable cross-sections		3G1.5
	Conductor - Insulator		Cu / EPR/XLPE
	Length (m)	[m]	10
	Iz (A)	[A]	26.0
	dU (%)		1.00
	Work Temp (°C)	[°C]	38.2
	Power loss	[W]	24.52
	K²S²	[A2s]	45929

Protection checks

Overload: protected by **-QF4.4 DS201 C16/0,03-AC** — **Passed**
IB (9.62[A]) <= Ith (16.00[A]) <= Iz (26.00[A]) and If (23.20[A]) <= 1.45*Iz (37.70[A]); Uref=400V

1 2 — **Short circuit at terminal 1 (current flowing downstream): protected by** **-QF4.4 DS201 C16/0,03-AC** — **Passed**
Protection guaranteed up to Ik LN (5.99[kA]), Ik L-PE (5.99[kA]); Uref=400V

Indirect touch at terminal 2 (current flowing downstream): protected by **-QF4.4 DS201 C16/0,03-AC** — **Passed**
Id (0.03[A]) <= Ikmin L-PE (0.43[kA]) and Td (0.04[s]) <= Max tripping time (0.40[s]); Uref=400V

1 2 — **Short circuit at terminal 2 (current flowing upstream): protected by**

Indirect touch at terminal 1 (current flowing upstream): protected by

-WC4.5 L11UP.K1.3

Load data	Phases - Distribution System		LN / TN-S (L2-N)
	Voltage	[V]	230.94
	IB (A)	[A]	4.8
	Cosphi		0.90
Cable	Cable cross-sections		3G1.5
	Conductor - Insulator		Cu / EPR/XLPE
	Length (m)	[m]	10
	Iz (A)	[A]	26.0
	dU (%)		0.49
	Work Temp (°C)	[°C]	32.1
	Power loss	[W]	5.99
	K²S²	[A2s]	45929

Protection checks

Overload: protected by **-QF4.5 DS201 C16/0,03-AC** — **Passed**
IB (4.81[A]) <= Ith (16.00[A]) <= Iz (26.00[A]) and If (23.20[A]) <= 1.45*Iz (37.70[A]); Uref=400V

1 2 — **Short circuit at terminal 1 (current flowing downstream): protected by** **-QF4.5 DS201 C16/0,03-AC** — **Passed**
Protection guaranteed up to Ik LN (5.99[kA]), Ik L-PE (5.99[kA]); Uref=400V

Indirect touch at terminal 2 (current flowing downstream): protected by **-QF4.5 DS201 C16/0,03-AC** — **Passed**
Id (0.03[A]) <= Ikmin L-PE (0.43[kA]) and Td (0.04[s]) <= Max tripping time (0.40[s]); Uref=400V

1 2 — **Short circuit at terminal 2 (current flowing upstream): protected by**

Indirect touch at terminal 1 (current flowing upstream): protected by

-WC4.6 L12UP.K1.3

Load data	Phases - Distribution System		LN / TN-S (L3-N)
	Voltage	[V]	230.94
	IB (A)	[A]	4.8
	Cosphi		0.90
Cable	Cable cross-sections		3G1.5
	Conductor - Insulator		Cu / EPR/XLPE
	Length (m)	[m]	10
	Iz (A)	[A]	26.0
	dU (%)		0.49
	Work Temp (°C)	[°C]	32.1
	Power loss	[W]	5.99
	K²S²	[A2s]	45929

Protection checks

Overload: protected by **-QF4.6 DS201 C16/0,03-AC** — **Passed**
IB (4.81[A]) <= Ith (16.00[A]) <= Iz (26.00[A]) and If (23.20[A]) <= 1.45*Iz (37.70[A]); Uref=400V

1 2 — **Short circuit at terminal 1 (current flowing downstream): protected by** **-QF4.6 DS201 C16/0,03-AC** — **Passed**
Protection guaranteed up to Ik LN (5.99[kA]), Ik L-PE (5.99[kA]); Uref=400V

Indirect touch at terminal 2 (current flowing downstream): protected by **-QF4.6 DS201 C16/0,03-AC** — **Passed**
Id (0.03[A]) <= Ikmin L-PE (0.43[kA]) and Td (0.04[s]) <= Max tripping time (0.40[s]); Uref=400V

1 2 — **Short circuit at terminal 2 (current flowing upstream): protected by**

Indirect touch at terminal 1 (current flowing upstream): protected by

Protection of Lv Cables

-WC4.7 L13UP.K1.3

Load data	Phases - Distribution System		LN / TN-S (L1-N)
	Voltage	[V]	230.94
	IB (A)	[A]	9.6
	Cosphi		0.90
Cable	Cable cross-sections		3G1.5
	Conductor - Insulator		Cu / EPR/XLPE
	Length (m)	[m]	10
	Iz (A)	[A]	26.0
	dU (%)		1.00
	Work Temp (°C)	[°C]	38.2
	Power loss	[W]	24.52
	K²S²	[A2s]	45929

Protection checks

Overload: protected by **-QF4.7 DS201 C16/0,03-AC** — **Passed**
IB (9.62[A]) <= Ith (16.00[A]) <= Iz (26.00[A]) and If (23.20[A]) <= 1.45*Iz (37.70[A]); Uref=400V

Short circuit at terminal 1 (current flowing downstream): protected by **-QF4.7 DS201 C16/0,03-AC** — **Passed**
Protection guaranteed up to Ik LN (5.99[kA]), Ik L-PE (5.99[kA]); Uref=400V

Indirect touch at terminal 2 (current flowing downstream): protected by **-QF4.7 DS201 C16/0,03-AC** — **Passed**
Id (0.03[A]) <= Ikmin L-PE (0.43[kA]) and Td (0.04[s]) <= Max tripping time (0.40[s]); Uref=400V

Short circuit at terminal 2 (current flowing upstream): protected by

Indirect touch at terminal 1 (current flowing upstream): protected by

-WC4.8 L14UP.K1.3

Load data	Phases - Distribution System		LN / TN-S (L2-N)
	Voltage	[V]	230.94
	IB (A)	[A]	4.8
	Cosphi		0.90
Cable	Cable cross-sections		3G1.5
	Conductor - Insulator		Cu / EPR/XLPE
	Length (m)	[m]	10
	Iz (A)	[A]	26.0
	dU (%)		0.49
	Work Temp (°C)	[°C]	32.1
	Power loss	[W]	5.99
	K²S²	[A2s]	45929

Protection checks

Overload: protected by **-QF4.8 DS201 C16/0,03-AC** — **Passed**
IB (4.81[A]) <= Ith (16.00[A]) <= Iz (26.00[A]) and If (23.20[A]) <= 1.45*Iz (37.70[A]); Uref=400V

Short circuit at terminal 1 (current flowing downstream): protected by **-QF4.8 DS201 C16/0,03-AC** — **Passed**
Protection guaranteed up to Ik LN (5.99[kA]), Ik L-PE (5.99[kA]); Uref=400V

Indirect touch at terminal 2 (current flowing downstream): protected by **-QF4.8 DS201 C16/0,03-AC** — **Passed**
Id (0.03[A]) <= Ikmin L-PE (0.43[kA]) and Td (0.04[s]) <= Max tripping time (0.40[s]); Uref=400V

Short circuit at terminal 2 (current flowing upstream): protected by

Indirect touch at terminal 1 (current flowing upstream): protected by

-WC4.9 L15UP.K1.3

Load data	Phases - Distribution System		LN / TN-S (L3-N)
	Voltage	[V]	230.94
	IB (A)	[A]	4.8
	Cosphi		0.90
Cable	Cable cross-sections		3G1.5
	Conductor - Insulator		Cu / EPR/XLPE
	Length (m)	[m]	10
	Iz (A)	[A]	26.0
	dU (%)		0.49
	Work Temp (°C)	[°C]	32.1
	Power loss	[W]	5.99
	K²S²	[A2s]	45929

Protection checks

Overload: protected by **-QF4.9 DS201 C16/0,03-AC** — **Passed**
IB (4.81[A]) <= Ith (16.00[A]) <= Iz (26.00[A]) and If (23.20[A]) <= 1.45*Iz (37.70[A]); Uref=400V

Short circuit at terminal 1 (current flowing downstream): protected by **-QF4.9 DS201 C16/0,03-AC** — **Passed**
Protection guaranteed up to Ik LN (5.99[kA]), Ik L-PE (5.99[kA]); Uref=400V

Indirect touch at terminal 2 (current flowing downstream): protected by **-QF4.9 DS201 C16/0,03-AC** — **Passed**
Id (0.03[A]) <= Ikmin L-PE (0.43[kA]) and Td (0.04[s]) <= Max tripping time (0.40[s]); Uref=400V

Short circuit at terminal 2 (current flowing upstream): protected by

Indirect touch at terminal 1 (current flowing upstream): protected by

Protection of Lv Cables

-WC5.2 RACK

Load data	Phases - Distribution System		LN / TN-S (L1-N)
	Voltage	[V]	230.94
	IB (A)	[A]	9.6
	Cosphi		0.90
Cable	Cable cross-sections		3G1.5
	Conductor - Insulator		Cu / EPR/XLPE
	Length (m)	[m]	10
	Iz (A)	[A]	26.0
	dU (%)		1.00
	Work Temp (°C)	[°C]	38.2
	Power loss	[W]	24.52
	K²S²	[A2s]	45929

Protection checks

Overload: protected by **-QF5.2 DS201 C20/0,03-AC** — **Passed**
IB (9.62[A]) <= Ith (20.00[A]) <= Iz (26.00[A]) and If (29.00[A]) <= 1.45*Iz (37.70[A]); Uref=400V

Short circuit at terminal 1 (current flowing downstream): protected by **-QF5.2 DS201 C20/0,03-AC** — **Passed**
Protection guaranteed up to Ik LN (5.99[kA]), Ik L-PE (5.99[kA]); Uref=400V

Indirect touch at terminal 2 (current flowing downstream): protected by **-QF5.2 DS201 C20/0,03-AC** — **Passed**
Id (0.03[A]) <= Ikmin L-PE (0.43[kA]) and Td (0.04[s]) <= Max tripping time (0.40[s]); Uref=400V

Short circuit at terminal 2 (current flowing upstream): protected by

Indirect touch at terminal 1 (current flowing upstream): protected by

-WC5.3 NDRICIM EMERGJENCE

Load data	Phases - Distribution System		LN / TN-S (L2-N)
	Voltage	[V]	230.94
	IB (A)	[A]	4.8
	Cosphi		0.90
Cable	Cable cross-sections		3G1.5
	Conductor - Insulator		Cu / EPR/XLPE
	Length (m)	[m]	10
	Iz (A)	[A]	26.0
	dU (%)		0.49
	Work Temp (°C)	[°C]	32.1
	Power loss	[W]	5.99
	K²S²	[A2s]	45929

Protection checks

Overload: protected by **-QF5.3 DS201 C10/0,03-AC** — **Passed**
IB (4.81[A]) <= Ith (10.00[A]) <= Iz (26.00[A]) and If (14.50[A]) <= 1.45*Iz (37.70[A]); Uref=400V

Short circuit at terminal 1 (current flowing downstream): protected by **-QF5.3 DS201 C10/0,03-AC** — **Passed**
Protection guaranteed up to Ik LN (5.99[kA]), Ik L-PE (5.99[kA]); Uref=400V

Indirect touch at terminal 2 (current flowing downstream): protected by **-QF5.3 DS201 C10/0,03-AC** — **Passed**
Id (0.03[A]) <= Ikmin L-PE (0.43[kA]) and Td (0.04[s]) <= Max tripping time (0.40[s]); Uref=400V

Short circuit at terminal 2 (current flowing upstream): protected by

Indirect touch at terminal 1 (current flowing upstream): protected by

-WC5.4 REZERVE

Load data	Phases - Distribution System		LN / TN-S (L3-N)
	Voltage	[V]	230.94
	IB (A)	[A]	4.8
	Cosphi		0.90
Cable	Cable cross-sections		3G1.5
	Conductor - Insulator		Cu / EPR/XLPE
	Length (m)	[m]	10
	Iz (A)	[A]	26.0
	dU (%)		0.49
	Work Temp (°C)	[°C]	32.1
	Power loss	[W]	5.99
	K²S²	[A2s]	45929

Protection checks

Overload: protected by **-QF5.4 DS201 C16/0,03-AC** — **Passed**
IB (4.81[A]) <= Ith (16.00[A]) <= Iz (26.00[A]) and If (23.20[A]) <= 1.45*Iz (37.70[A]); Uref=400V

Short circuit at terminal 1 (current flowing downstream): protected by **-QF5.4 DS201 C16/0,03-AC** — **Passed**
Protection guaranteed up to Ik LN (5.99[kA]), Ik L-PE (5.99[kA]); Uref=400V

Indirect touch at terminal 2 (current flowing downstream): protected by **-QF5.4 DS201 C16/0,03-AC** — **Passed**
Id (0.03[A]) <= Ikmin L-PE (0.43[kA]) and Td (0.04[s]) <= Max tripping time (0.40[s]); Uref=400V

Short circuit at terminal 2 (current flowing upstream): protected by

Indirect touch at terminal 1 (current flowing upstream): protected by

Protection of Lv Cables

-WC5.5 REZERVE

Load data	Phases - Distribution System		LN / TN-S (L1-N)
	Voltage	[V]	230.94
	IB (A)	[A]	9.6
	Cosphi		0.90
Cable	Cable cross-sections		3G1.5
	Conductor - Insulator		Cu / EPR/XLPE
	Length (m)	[m]	10
	Iz (A)	[A]	26.0
	dU (%)		1.00
	Work Temp (°C)	[°C]	38.2
	Power loss	[W]	24.52
	K²S²	[A2s]	45929

Protection checks

Overload: protected by **-QF5.5 DS201 C16/0,03-AC** — **Passed**

IB (9.62[A]) <= Ith (16.00[A]) <= Iz (26.00[A]) and If (23.20[A]) <= 1.45*Iz (37.70[A]); Uref=400V

Short circuit at terminal 1 (current flowing downstream): protected by **-QF5.5 DS201 C16/0,03-AC** — **Passed**

Protection guaranteed up to Ik LN (5.99[kA]), Ik L-PE (5.99[kA]); Uref=400V

Indirect touch at terminal 2 (current flowing downstream): protected by **-QF5.5 DS201 C16/0,03-AC** — **Passed**

Id (0.03[A]) <= Ikmin L-PE (0.43[kA]) and Td (0.04[s]) <= Max tripping time (0.40[s]); Uref=400V

Short circuit at terminal 2 (current flowing upstream): protected by

Indirect touch at terminal 1 (current flowing upstream): protected by

-WC5.6 REZERVE

Load data	Phases - Distribution System		LN / TN-S (L2-N)
	Voltage	[V]	230.94
	IB (A)	[A]	4.8
	Cosphi		0.90
Cable	Cable cross-sections		3G1.5
	Conductor - Insulator		Cu / EPR/XLPE
	Length (m)	[m]	10
	Iz (A)	[A]	26.0
	dU (%)		0.49
	Work Temp (°C)	[°C]	32.1
	Power loss	[W]	5.99
	K²S²	[A2s]	45929

Protection checks

Overload: protected by **-QF5.6 DS201 C16/0,03-AC** — **Passed**

IB (4.81[A]) <= Ith (16.00[A]) <= Iz (26.00[A]) and If (23.20[A]) <= 1.45*Iz (37.70[A]); Uref=400V

Short circuit at terminal 1 (current flowing downstream): protected by **-QF5.6 DS201 C16/0,03-AC** — **Passed**

Protection guaranteed up to Ik LN (5.99[kA]), Ik L-PE (5.99[kA]); Uref=400V

Indirect touch at terminal 2 (current flowing downstream): protected by **-QF5.6 DS201 C16/0,03-AC** — **Passed**

Id (0.03[A]) <= Ikmin L-PE (0.43[kA]) and Td (0.04[s]) <= Max tripping time (0.40[s]); Uref=400V

Short circuit at terminal 2 (current flowing upstream): protected by

Indirect touch at terminal 1 (current flowing upstream): protected by

-WC5.7 REZERVE

Load data	Phases - Distribution System		LN / TN-S (L3-N)
	Voltage	[V]	230.94
	IB (A)	[A]	4.8
	Cosphi		0.90
Cable	Cable cross-sections		3G1.5
	Conductor - Insulator		Cu / EPR/XLPE
	Length (m)	[m]	10
	Iz (A)	[A]	26.0
	dU (%)		0.49
	Work Temp (°C)	[°C]	32.1
	Power loss	[W]	5.99
	K²S²	[A2s]	45929

Protection checks

Overload: protected by **-QF5.7 DS201 C16/0,03-AC** — **Passed**

IB (4.81[A]) <= Ith (16.00[A]) <= Iz (26.00[A]) and If (23.20[A]) <= 1.45*Iz (37.70[A]); Uref=400V

Short circuit at terminal 1 (current flowing downstream): protected by **-QF5.7 DS201 C16/0,03-AC** — **Passed**

Protection guaranteed up to Ik LN (5.99[kA]), Ik L-PE (5.99[kA]); Uref=400V

Indirect touch at terminal 2 (current flowing downstream): protected by **-QF5.7 DS201 C16/0,03-AC** — **Passed**

Id (0.03[A]) <= Ikmin L-PE (0.43[kA]) and Td (0.04[s]) <= Max tripping time (0.40[s]); Uref=400V

Short circuit at terminal 2 (current flowing upstream): protected by

Indirect touch at terminal 1 (current flowing upstream): protected by

List of LV devices

Sign	Part code	Type	RCD code	RCD type	User description 1	User description 2
-QF1.3	2CDS274001R0404	S204M-C40			KRYESORI	RRJET-GJENERATOR
-QF1.4	2CSR255040R1164	DS201 C16/0,03-AC			L1PRR.K1.3	
-QF1.5	2CSR255040R1164	DS201 C16/0,03-AC			L2PRR.K1.3	
-QF1.6	2CSR255040R1164	DS201 C16/0,03-AC			L3PRR.K1.3	
-QF1.7	2CSR255040R1104	DS201 C10/0,03-AC			L1NRR.K1.3	
-QF1.8	2CSR255040R1104	DS201 C10/0,03-AC			L2NRR.K1.3	
-QF1.9	2CSR255040R1104	DS201 C10/0,03-AC			L3NRR.K1.3	
-QF2.1	2CSR255040R1104	DS201 C10/0,03-AC			L4NRR.K1.3	
-QF2.2	2CSR255040R1104	DS201 C10/0,03-AC			L5NRR.K1.3	
-QF2.3	2CSR255040R1104	DS201 C10/0,03-AC			REZERVE	
-QF2.4	2CSR255040R1104	DS201 C10/0,03-AC			REZERVE	
-QF2.5	2CSR255040R1164	DS201 C16/0,03-AC			REZERVE	
-QF2.6	2CSR255040R1164	DS201 C16/0,03-AC			REZERVE	
-QF3.2	2CDS274001R0404	S204M-C40			KRYESORI	UPS
-QF3.3	2CSR255040R1164	DS201 C16/0,03-AC			L1UP.K1.3	
-QF3.4	2CSR255040R1164	DS201 C16/0,03-AC			L2UP.K1.3	
-QF3.5	2CSR255040R1164	DS201 C16/0,03-AC			L3UP.K1.3	
-QF3.6	2CSR255040R1164	DS201 C16/0,03-AC			L4UP.K1.3	
-QF3.7	2CSR255040R1164	DS201 C16/0,03-AC			L5UP.K1.3	
-QF3.8	2CSR255040R1164	DS201 C16/0,03-AC			L6UP.K1.3	
-QF4.1	2CSR255040R1164	DS201 C16/0,03-AC			L7UP.K1.3	
-QF4.2	2CSR255040R1164	DS201 C16/0,03-AC			L8UP.K1.3	
-QF4.3	2CSR255040R1164	DS201 C16/0,03-AC			L9UP.K1.3	
-QF4.4	2CSR255040R1164	DS201 C16/0,03-AC			L10UP.K1.3	
-QF4.5	2CSR255040R1164	DS201 C16/0,03-AC			L11UP.K1.3	
-QF4.6	2CSR255040R1164	DS201 C16/0,03-AC			L12UP.K1.3	
-QF4.7	2CSR255040R1164	DS201 C16/0,03-AC			L13UP.K1.3	
-QF4.8	2CSR255040R1164	DS201 C16/0,03-AC			L14UP.K1.3	
-QF4.9	2CSR255040R1164	DS201 C16/0,03-AC			L15UP.K1.3	
-QF5.2	2CSR255040R1204	DS201 C20/0,03-AC			RACK	
-QF5.3	2CSR255040R1104	DS201 C10/0,03-AC			NDRICIM	EMERGJENCE
-QF5.4	2CSR255040R1164	DS201 C16/0,03-AC			REZERVE	
-QF5.5	2CSR255040R1164	DS201 C16/0,03-AC			REZERVE	
-QF5.6	2CSR255040R1164	DS201 C16/0,03-AC			REZERVE	
-QF5.7	2CSR255040R1164	DS201 C16/0,03-AC			REZERVE	

Report of LV circuit breakers

Circuit Breaker						Thermomagnetic	Electronic												RCB device	
Sign	Enclosure	Poles	In (A)	Icu-Icn (kA)	Ics (kA)	Thermal (A)	L	I1	S	I2	S2	I2-2	I	G	I4	R	I5	InN/In (%)	Id (A)	Td (s)
Type			User description 1			Magnetic (A)	Curve L	t1	Curve S	t2	Curve S2	t2-2	I3	Curve G	t4		t5		RCB type	
-QF1.3	Switchboard1	4P	40	15.0	11.2	40.0														
S204M-C40			KRYESORI			400.0														
-QF1.4	Switchboard1	1P+N	16	10.0	6.0	16.0													0.030	0.040
DS201 C16/0,03-AC			L1PRR.K1.3			160.0														
-QF1.5	Switchboard1	1P+N	16	10.0	6.0	16.0													0.030	0.040
DS201 C16/0,03-AC			L2PRR.K1.3			160.0														
-QF1.6	Switchboard1	1P+N	16	10.0	6.0	16.0													0.030	0.040
DS201 C16/0,03-AC			L3PRR.K1.3			160.0														
-QF1.7	Switchboard1	1P+N	10	10.0	6.0	10.0													0.030	0.040
DS201 C10/0,03-AC			L1NRR.K1.3			100.0														
-QF1.8	Switchboard1	1P+N	10	10.0	6.0	10.0													0.030	0.040
DS201 C10/0,03-AC			L2NRR.K1.3			100.0														
-QF1.9	Switchboard1	1P+N	10	10.0	6.0	10.0													0.030	0.040
DS201 C10/0,03-AC			L3NRR.K1.3			100.0														
-QF2.1	Switchboard1	1P+N	10	10.0	0.0	10.0													0.030	0.040
DS201 C10/0,03-AC			L4NRR.K1.3			100.0														
-QF2.2	Switchboard1	1P+N	10	10.0	0.0	10.0													0.030	0.040
DS201 C10/0,03-AC			L5NRR.K1.3			100.0														
-QF2.3	Switchboard1	1P+N	10	10.0	0.0	10.0													0.030	0.040
DS201 C10/0,03-AC			REZERVE			100.0														

Rev. n°1			Date:		Description	Customer:			Drawing number:	
Rev. n°2			Drafter:			Project:	PANELI K 1.3			
Rev. n°3			Design.:			File:		Sheet: 1	Next sheet: 2	Sheets: 4
REVISIONS	Date:	Signatures	Approval:			Serial:				

Report of LV circuit breakers

Circuit Breaker						Thermomagnetic	Electronic												RCB device	
Sign	Enclosure	Poles	In (A)	Icu-Icn (kA)	Ics (kA)	Thermal (A)	L	I1	S	I2	S2	I2-2	I	G	I4	R	I5	InN/In (%)	Id (A)	Td (s)
Type			User description 1			Magnetic (A)	Curve L	t1	Curve S	t2	Curve S2	t2-2	I3	Curve G	t4		t5		RCB type	
-QF2.4	Switchboard1	1P+N	10	10.0	0.0	10.0													0.030	0.040
DS201 C10/0,03-AC			REZERVE			100.0														
-QF2.5	Switchboard1	1P+N	16	10.0	6.0	16.0													0.030	0.040
DS201 C16/0,03-AC			REZERVE			160.0														
-QF2.6	Switchboard1	1P+N	16	10.0	6.0	16.0													0.030	0.040
DS201 C16/0,03-AC			REZERVE			160.0														
-QF3.2	Switchboard1	4P	40	15.0	11.2	40.0														
S204M-C40			KRYESORI			400.0														
-QF3.3	Switchboard1	1P+N	16	10.0	0.0	16.0													0.030	0.040
DS201 C16/0,03-AC			L1UP.K1.3			160.0														
-QF3.4	Switchboard1	1P+N	16	10.0	0.0	16.0													0.030	0.040
DS201 C16/0,03-AC			L2UP.K1.3			160.0														
-QF3.5	Switchboard1	1P+N	16	10.0	0.0	16.0													0.030	0.040
DS201 C16/0,03-AC			L3UP.K1.3			160.0														
-QF3.6	Switchboard1	1P+N	16	10.0	0.0	16.0													0.030	0.040
DS201 C16/0,03-AC			L4UP.K1.3			160.0														
-QF3.7	Switchboard1	1P+N	16	10.0	0.0	16.0													0.030	0.040
DS201 C16/0,03-AC			L5UP.K1.3			160.0														
-QF3.8	Switchboard1	1P+N	16	10.0	0.0	16.0													0.030	0.040
DS201 C16/0,03-AC			L6UP.K1.3			160.0														

Rev. n°1			Date:		Description	Customer:			Drawing number:	
Rev. n°2			Drafter:			Project:	PANELI K 1.3			
Rev. n°3			Design.:			File:		Sheet: 2	Next sheet: 3	Sheets: 4
REVISIONS	Date:	Signatures	Approval:			Serial:				

Report of LV circuit breakers

Circuit Breaker						Thermomagnetic	Electronic												RCB device	
Sign	Enclosure	Poles	In (A)	Icu-Icn (kA)	Ics (kA)	Thermal (A)	L	I1	S	I2	S2	I2-2	I	G	I4	R	I5	InN/In (%)	Id (A)	Td (s)
Type			User description 1			Magnetic (A)	Curve L	t1	Curve S	t2	Curve S2	t2-2	I3	Curve G	t4		t5		RCB type	
-QF4.1	Switchboard1	1P+N	16	10.0	0.0	16.0													0.030	0.040
DS201 C16/0,03-AC			L7UP.K1.3			160.0														
-QF4.2	Switchboard1	1P+N	16	10.0	0.0	16.0													0.030	0.040
DS201 C16/0,03-AC			L8UP.K1.3			160.0														
-QF4.3	Switchboard1	1P+N	16	10.0	0.0	16.0													0.030	0.040
DS201 C16/0,03-AC			L9UP.K1.3			160.0														
-QF4.4	Switchboard1	1P+N	16	10.0	0.0	16.0													0.030	0.040
DS201 C16/0,03-AC			L10UP.K1.3			160.0														
-QF4.5	Switchboard1	1P+N	16	10.0	0.0	16.0													0.030	0.040
DS201 C16/0,03-AC			L11UP.K1.3			160.0														
-QF4.6	Switchboard1	1P+N	16	10.0	0.0	16.0													0.030	0.040
DS201 C16/0,03-AC			L12UP.K1.3			160.0														
-QF4.7	Switchboard1	1P+N	16	10.0	0.0	16.0													0.030	0.040
DS201 C16/0,03-AC			L13UP.K1.3			160.0														
-QF4.8	Switchboard1	1P+N	16	10.0	0.0	16.0													0.030	0.040
DS201 C16/0,03-AC			L14UP.K1.3			160.0														
-QF4.9	Switchboard1	1P+N	16	10.0	0.0	16.0													0.030	0.040
DS201 C16/0,03-AC			L15UP.K1.3			160.0														
-QF5.2	Switchboard1	1P+N	20	10.0	0.0	20.0													0.030	0.040
DS201 C20/0,03-AC			RACK			200.0														

Rev. n°1			Date:		Description	Customer:			Drawing number:	
Rev. n°2			Drafter:			Project:	PANELI K 1.3			
Rev. n°3			Design.:			File:		Sheet: 3	Next sheet: 4	Sheets: 4
REVISIONS	Date:	Signatures	Approval:			Serial:				

Report of LV circuit breakers

Circuit Breaker						Thermomagnetic	Electronic												RCB device	
Sign	Enclosure	Poles	In (A)	Icu-Icn (kA)	Ics (kA)	Thermal (A)	L	I1	S	I2	S2	I2-2	I	G	I4	R	I5	InN/In (%)	Id (A)	Td (s)
Type			User description 1			Magnetic (A)	Curve L	t1	Curve S	t2	Curve S2	t2-2	I3	Curve G	t4		t5		RCB type	
-QF5.3	Switchboard1	1P+N	10	10.0	6.0	10.0													0.030	0.040
DS201 C10/0,03-AC			NDRICIM			100.0														
-QF5.4	Switchboard1	1P+N	16	10.0	0.0	16.0													0.030	0.040
DS201 C16/0,03-AC			REZERVE			160.0														
-QF5.5	Switchboard1	1P+N	16	10.0	0.0	16.0													0.030	0.040
DS201 C16/0,03-AC			REZERVE			160.0														
-QF5.6	Switchboard1	1P+N	16	10.0	0.0	16.0													0.030	0.040
DS201 C16/0,03-AC			REZERVE			160.0														
-QF5.7	Switchboard1	1P+N	16	10.0	0.0	16.0													0.030	0.040
DS201 C16/0,03-AC			REZERVE			160.0														

Rev. n°1			Date:		Description	Customer:			Drawing number:	
Rev. n°2			Drafter:			Project:	PANELI K 1.3			
Rev. n°3			Design.:			File:		Sheet: 4	Next sheet:	Sheets: 4
REVISIONS	Date:	Signatures	Approval:			Serial:				

List of Lv Cables

-WC1.4 L1PRR.K1.3

Phases - Distribution System		LN / TN-S (L1-N)	IB L1	[A]	9.6	R Ph 20°C	[mOhm]	123.40
Voltage	[V]	230.94	IB L2	[A]		R Ph 160-250°C	[mOhm]	236.93
Cable cross-sections		3G1.5	IB L3	[A]		X Ph	[mOhm]	1.08
Conductor - Insulator		Cu / EPR/XLPE	IB N	[A]	9.6	R N 20°C	[mOhm]	123.40
Method		13	Cosphi		0.90	R N 160-250°C	[mOhm]	236.93
K factor		1.00	Iz (A)	[A]	26.0	X N	[mOhm]	1.08
Length (m)	[m]	10	dU (%)	[%]	1.00	R PE 20°C	[mOhm]	123.40
Ib max (kA)	[kA]	6.00	Power Loss (W)	[W]	24.5	R PE 160-250°C	[mOhm]	236.93
Ib min (kA)	[kA]	0.43	Work Temp (°C)	[°C]	38.2	X PE	[mOhm]	1.08

-WC1.5 L2PRR.K1.3

Phases - Distribution System		LN / TN-S (L2-N)	IB L1	[A]		R Ph 20°C	[mOhm]	123.40
Voltage	[V]	230.94	IB L2	[A]	9.6	R Ph 160-250°C	[mOhm]	236.93
Cable cross-sections		3G1.5	IB L3	[A]		X Ph	[mOhm]	1.08
Conductor - Insulator		Cu / EPR/XLPE	IB N	[A]	9.6	R N 20°C	[mOhm]	123.40
Method		13	Cosphi		0.90	R N 160-250°C	[mOhm]	236.93
K factor		1.00	Iz (A)	[A]	26.0	X N	[mOhm]	1.08
Length (m)	[m]	10	dU (%)	[%]	1.00	R PE 20°C	[mOhm]	123.40
Ib max (kA)	[kA]	6.00	Power Loss (W)	[W]	24.5	R PE 160-250°C	[mOhm]	236.93
Ib min (kA)	[kA]	0.43	Work Temp (°C)	[°C]	38.2	X PE	[mOhm]	1.08

-WC1.6 L3PRR.K1.3

Phases - Distribution System		LN / TN-S (L3-N)	IB L1	[A]		R Ph 20°C	[mOhm]	123.40
Voltage	[V]	230.94	IB L2	[A]		R Ph 160-250°C	[mOhm]	236.93
Cable cross-sections		3G1.5	IB L3	[A]	9.6	X Ph	[mOhm]	1.08
Conductor - Insulator		Cu / EPR/XLPE	IB N	[A]	9.6	R N 20°C	[mOhm]	123.40
Method		13	Cosphi		0.90	R N 160-250°C	[mOhm]	236.93
K factor		1.00	Iz (A)	[A]	26.0	X N	[mOhm]	1.08
Length (m)	[m]	10	dU (%)	[%]	1.00	R PE 20°C	[mOhm]	123.40
Ib max (kA)	[kA]	6.00	Power Loss (W)	[W]	24.5	R PE 160-250°C	[mOhm]	236.93
Ib min (kA)	[kA]	0.43	Work Temp (°C)	[°C]	38.2	X PE	[mOhm]	1.08

-WC1.7 L1NRR.K1.3

Phases - Distribution System		LN / TN-S (L1-N)	IB L1	[A]	4.8	R Ph 20°C	[mOhm]	123.40
Voltage	[V]	230.94	IB L2	[A]		R Ph 160-250°C	[mOhm]	236.93
Cable cross-sections		3G1.5	IB L3	[A]		X Ph	[mOhm]	1.08
Conductor - Insulator		Cu / EPR/XLPE	IB N	[A]	4.8	R N 20°C	[mOhm]	123.40
Method		13	Cosphi		0.90	R N 160-250°C	[mOhm]	236.93
K factor		1.00	Iz (A)	[A]	26.0	X N	[mOhm]	1.08
Length (m)	[m]	10	dU (%)	[%]	0.49	R PE 20°C	[mOhm]	123.40
Ib max (kA)	[kA]	6.00	Power Loss (W)	[W]	6.0	R PE 160-250°C	[mOhm]	236.93
Ib min (kA)	[kA]	0.43	Work Temp (°C)	[°C]	32.1	X PE	[mOhm]	1.08

List of Lv Cables

-WC1.8 L2NRR.K1.3

Phases - Distribution System		LN / TN-S (L2-N)	IB L1	[A]		R Ph 20°C	[mOhm]	123.40
Voltage	[V]	230.94	IB L2	[A]	4.8	R Ph 160-250°C	[mOhm]	236.93
Cable cross-sections		3G1.5	IB L3	[A]		X Ph	[mOhm]	1.08
Conductor - Insulator		Cu / EPR/XLPE	IB N	[A]	4.8	R N 20°C	[mOhm]	123.40
Method		13	Cosphi		0.90	R N 160-250°C	[mOhm]	236.93
K factor		1.00	Iz (A)	[A]	26.0	X N	[mOhm]	1.08
Length (m)	[m]	10	dU (%)	[%]	0.49	R PE 20°C	[mOhm]	123.40
Ib max (kA)	[kA]	6.00	Power Loss (W)	[W]	6.0	R PE 160-250°C	[mOhm]	236.93
Ib min (kA)	[kA]	0.43	Work Temp (°C)	[°C]	32.1	X PE	[mOhm]	1.08

-WC1.9 L3NRR.K1.3

Phases - Distribution System		LN / TN-S (L3-N)	IB L1	[A]		R Ph 20°C	[mOhm]	123.40
Voltage	[V]	230.94	IB L2	[A]		R Ph 160-250°C	[mOhm]	236.93
Cable cross-sections		3G1.5	IB L3	[A]	4.8	X Ph	[mOhm]	1.08
Conductor - Insulator		Cu / EPR/XLPE	IB N	[A]	4.8	R N 20°C	[mOhm]	123.40
Method		13	Cosphi		0.90	R N 160-250°C	[mOhm]	236.93
K factor		1.00	Iz (A)	[A]	26.0	X N	[mOhm]	1.08
Length (m)	[m]	10	dU (%)	[%]	0.49	R PE 20°C	[mOhm]	123.40
Ib max (kA)	[kA]	6.00	Power Loss (W)	[W]	6.0	R PE 160-250°C	[mOhm]	236.93
Ib min (kA)	[kA]	0.43	Work Temp (°C)	[°C]	32.1	X PE	[mOhm]	1.08

-WC2.1 L4NRR.K1.3

Phases - Distribution System		LN / TN-S (L1-N)	IB L1	[A]	4.8	R Ph 20°C	[mOhm]	123.40
Voltage	[V]	230.94	IB L2	[A]		R Ph 160-250°C	[mOhm]	236.93
Cable cross-sections		3G1.5	IB L3	[A]		X Ph	[mOhm]	1.08
Conductor - Insulator		Cu / EPR/XLPE	IB N	[A]	4.8	R N 20°C	[mOhm]	123.40
Method		13	Cosphi		0.90	R N 160-250°C	[mOhm]	236.93
K factor		1.00	Iz (A)	[A]	26.0	X N	[mOhm]	1.08
Length (m)	[m]	10	dU (%)	[%]	0.49	R PE 20°C	[mOhm]	123.40
Ib max (kA)	[kA]	5.99	Power Loss (W)	[W]	6.0	R PE 160-250°C	[mOhm]	236.93
Ib min (kA)	[kA]	0.43	Work Temp (°C)	[°C]	32.1	X PE	[mOhm]	1.08

-WC2.2 L5NRR.K1.3

Phases - Distribution System		LN / TN-S (L2-N)	IB L1	[A]		R Ph 20°C	[mOhm]	123.40
Voltage	[V]	230.94	IB L2	[A]	4.8	R Ph 160-250°C	[mOhm]	236.93
Cable cross-sections		3G1.5	IB L3	[A]		X Ph	[mOhm]	1.08
Conductor - Insulator		Cu / EPR/XLPE	IB N	[A]	4.8	R N 20°C	[mOhm]	123.40
Method		13	Cosphi		0.90	R N 160-250°C	[mOhm]	236.93
K factor		1.00	Iz (A)	[A]	26.0	X N	[mOhm]	1.08
Length (m)	[m]	10	dU (%)	[%]	0.49	R PE 20°C	[mOhm]	123.40
Ib max (kA)	[kA]	5.99	Power Loss (W)	[W]	6.0	R PE 160-250°C	[mOhm]	236.93
Ib min (kA)	[kA]	0.43	Work Temp (°C)	[°C]	32.1	X PE	[mOhm]	1.08

List of Lv Cables

-WC2.3 REZERVE

Phases - Distribution System		LN / TN-S (L3-N)	IB L1	[A]		R Ph 20°C	[mOhm]	123.40
Voltage	[V]	230.94	IB L2	[A]		R Ph 160-250°C	[mOhm]	236.93
Cable cross-sections		3G1.5	IB L3	[A]	4.8	X Ph	[mOhm]	1.08
Conductor - Insulator		Cu / EPR/XLPE	IB N	[A]	4.8	R N 20°C	[mOhm]	123.40
Method		13	Cosphi		0.90	R N 160-250°C	[mOhm]	236.93
K factor		1.00	Iz (A)	[A]	26.0	X N	[mOhm]	1.08
Length (m)	[m]	10	dU (%)	[%]	0.49	R PE 20°C	[mOhm]	123.40
Ib max (kA)	[kA]	6.00	Power Loss (W)	[W]	6.0	R PE 160-250°C	[mOhm]	236.93
Ib min (kA)	[kA]	0.43	Work Temp (°C)	[°C]	32.1	X PE	[mOhm]	1.08

-WC2.4 REZERVE

Phases - Distribution System		LN / TN-S (L1-N)	IB L1	[A]	4.8	R Ph 20°C	[mOhm]	123.40
Voltage	[V]	230.94	IB L2	[A]		R Ph 160-250°C	[mOhm]	236.93
Cable cross-sections		3G1.5	IB L3	[A]		X Ph	[mOhm]	1.08
Conductor - Insulator		Cu / EPR/XLPE	IB N	[A]	4.8	R N 20°C	[mOhm]	123.40
Method		13	Cosphi		0.90	R N 160-250°C	[mOhm]	236.93
K factor		1.00	Iz (A)	[A]	26.0	X N	[mOhm]	1.08
Length (m)	[m]	10	dU (%)	[%]	0.49	R PE 20°C	[mOhm]	123.40
Ib max (kA)	[kA]	6.00	Power Loss (W)	[W]	6.0	R PE 160-250°C	[mOhm]	236.93
Ib min (kA)	[kA]	0.43	Work Temp (°C)	[°C]	32.1	X PE	[mOhm]	1.08

-WC2.5 REZERVE

Phases - Distribution System		LN / TN-S (L2-N)	IB L1	[A]		R Ph 20°C	[mOhm]	123.40
Voltage	[V]	230.94	IB L2	[A]	4.8	R Ph 160-250°C	[mOhm]	236.93
Cable cross-sections		3G1.5	IB L3	[A]		X Ph	[mOhm]	1.08
Conductor - Insulator		Cu / EPR/XLPE	IB N	[A]	4.8	R N 20°C	[mOhm]	123.40
Method		13	Cosphi		0.90	R N 160-250°C	[mOhm]	236.93
K factor		1.00	Iz (A)	[A]	26.0	X N	[mOhm]	1.08
Length (m)	[m]	10	dU (%)	[%]	0.49	R PE 20°C	[mOhm]	123.40
Ib max (kA)	[kA]	6.00	Power Loss (W)	[W]	6.0	R PE 160-250°C	[mOhm]	236.93
Ib min (kA)	[kA]	0.43	Work Temp (°C)	[°C]	32.1	X PE	[mOhm]	1.08

-WC2.6 REZERVE

Phases - Distribution System		LN / TN-S (L3-N)	IB L1	[A]		R Ph 20°C	[mOhm]	123.40
Voltage	[V]	230.94	IB L2	[A]		R Ph 160-250°C	[mOhm]	236.93
Cable cross-sections		3G1.5	IB L3	[A]	4.8	X Ph	[mOhm]	1.08
Conductor - Insulator		Cu / EPR/XLPE	IB N	[A]	4.8	R N 20°C	[mOhm]	123.40
Method		13	Cosphi		0.90	R N 160-250°C	[mOhm]	236.93
K factor		1.00	Iz (A)	[A]	26.0	X N	[mOhm]	1.08
Length (m)	[m]	10	dU (%)	[%]	0.49	R PE 20°C	[mOhm]	123.40
Ib max (kA)	[kA]	6.00	Power Loss (W)	[W]	6.0	R PE 160-250°C	[mOhm]	236.93
Ib min (kA)	[kA]	0.43	Work Temp (°C)	[°C]	32.1	X PE	[mOhm]	1.08

List of Lv Cables

-WC3.3 L1UP.K1.3

Phases - Distribution System		LN / TN-S (L1-N)	IB L1	[A]	9.6	R Ph 20°C	[mOhm]	123.40
Voltage	[V]	230.94	IB L2	[A]		R Ph 160-250°C	[mOhm]	236.93
Cable cross-sections		3G1.5	IB L3	[A]		X Ph	[mOhm]	1.08
Conductor - Insulator		Cu / EPR/XLPE	IB N	[A]	9.6	R N 20°C	[mOhm]	123.40
Method		13	Cosphi		0.90	R N 160-250°C	[mOhm]	236.93
K factor		1.00	Iz (A)	[A]	26.0	X N	[mOhm]	1.08
Length (m)	[m]	10	dU (%)	[%]	1.00	R PE 20°C	[mOhm]	123.40
Ib max (kA)	[kA]	5.99	Power Loss (W)	[W]	24.5	R PE 160-250°C	[mOhm]	236.93
Ib min (kA)	[kA]	0.43	Work Temp (°C)	[°C]	38.2	X PE	[mOhm]	1.08

-WC3.4 L2UP.K1.3

Phases - Distribution System		LN / TN-S (L2-N)	IB L1	[A]		R Ph 20°C	[mOhm]	123.40
Voltage	[V]	230.94	IB L2	[A]	4.8	R Ph 160-250°C	[mOhm]	236.93
Cable cross-sections		3G1.5	IB L3	[A]		X Ph	[mOhm]	1.08
Conductor - Insulator		Cu / EPR/XLPE	IB N	[A]	4.8	R N 20°C	[mOhm]	123.40
Method		13	Cosphi		0.90	R N 160-250°C	[mOhm]	236.93
K factor		1.00	Iz (A)	[A]	26.0	X N	[mOhm]	1.08
Length (m)	[m]	10	dU (%)	[%]	0.49	R PE 20°C	[mOhm]	123.40
Ib max (kA)	[kA]	5.99	Power Loss (W)	[W]	6.0	R PE 160-250°C	[mOhm]	236.93
Ib min (kA)	[kA]	0.43	Work Temp (°C)	[°C]	32.1	X PE	[mOhm]	1.08

-WC3.5 L3UP.K1.3

Phases - Distribution System		LN / TN-S (L3-N)	IB L1	[A]		R Ph 20°C	[mOhm]	123.40
Voltage	[V]	230.94	IB L2	[A]		R Ph 160-250°C	[mOhm]	236.93
Cable cross-sections		3G1.5	IB L3	[A]	4.8	X Ph	[mOhm]	1.08
Conductor - Insulator		Cu / EPR/XLPE	IB N	[A]	4.8	R N 20°C	[mOhm]	123.40
Method		13	Cosphi		0.90	R N 160-250°C	[mOhm]	236.93
K factor		1.00	Iz (A)	[A]	26.0	X N	[mOhm]	1.08
Length (m)	[m]	10	dU (%)	[%]	0.49	R PE 20°C	[mOhm]	123.40
Ib max (kA)	[kA]	5.99	Power Loss (W)	[W]	6.0	R PE 160-250°C	[mOhm]	236.93
Ib min (kA)	[kA]	0.43	Work Temp (°C)	[°C]	32.1	X PE	[mOhm]	1.08

-WC3.6 L4UP.K1.3

Phases - Distribution System		LN / TN-S (L1-N)	IB L1	[A]	9.6	R Ph 20°C	[mOhm]	123.40
Voltage	[V]	230.94	IB L2	[A]		R Ph 160-250°C	[mOhm]	236.93
Cable cross-sections		3G1.5	IB L3	[A]		X Ph	[mOhm]	1.08
Conductor - Insulator		Cu / EPR/XLPE	IB N	[A]	9.6	R N 20°C	[mOhm]	123.40
Method		13	Cosphi		0.90	R N 160-250°C	[mOhm]	236.93
K factor		1.00	Iz (A)	[A]	26.0	X N	[mOhm]	1.08
Length (m)	[m]	10	dU (%)	[%]	1.00	R PE 20°C	[mOhm]	123.40
Ib max (kA)	[kA]	5.99	Power Loss (W)	[W]	24.5	R PE 160-250°C	[mOhm]	236.93
Ib min (kA)	[kA]	0.43	Work Temp (°C)	[°C]	38.2	X PE	[mOhm]	1.08

List of Lv Cables

-WC3.7 L5UP.K1.3

Phases - Distribution System		LN / TN-S (L2-N)	IB L1	[A]		R Ph 20°C	[mOhm]	123.40
Voltage	[V]	230.94	IB L2	[A]	4.8	R Ph 160-250°C	[mOhm]	236.93
Cable cross-sections		3G1.5	IB L3	[A]		X Ph	[mOhm]	1.08
Conductor - Insulator		Cu / EPR/XLPE	IB N	[A]	4.8	R N 20°C	[mOhm]	123.40
Method		13	Cosphi		0.90	R N 160-250°C	[mOhm]	236.93
K factor		1.00	Iz (A)	[A]	26.0	X N	[mOhm]	1.08
Length (m)	[m]	10	dU (%)	[%]	0.49	R PE 20°C	[mOhm]	123.40
Ib max (kA)	[kA]	5.99	Power Loss (W)	[W]	6.0	R PE 160-250°C	[mOhm]	236.93
Ib min (kA)	[kA]	0.43	Work Temp (°C)	[°C]	32.1	X PE	[mOhm]	1.08

-WC3.8 L6UP.K1.3

Phases - Distribution System		LN / TN-S (L3-N)	IB L1	[A]		R Ph 20°C	[mOhm]	123.40
Voltage	[V]	230.94	IB L2	[A]		R Ph 160-250°C	[mOhm]	236.93
Cable cross-sections		3G1.5	IB L3	[A]	4.8	X Ph	[mOhm]	1.08
Conductor - Insulator		Cu / EPR/XLPE	IB N	[A]	4.8	R N 20°C	[mOhm]	123.40
Method		13	Cosphi		0.90	R N 160-250°C	[mOhm]	236.93
K factor		1.00	Iz (A)	[A]	26.0	X N	[mOhm]	1.08
Length (m)	[m]	10	dU (%)	[%]	0.49	R PE 20°C	[mOhm]	123.40
Ib max (kA)	[kA]	5.99	Power Loss (W)	[W]	6.0	R PE 160-250°C	[mOhm]	236.93
Ib min (kA)	[kA]	0.43	Work Temp (°C)	[°C]	32.1	X PE	[mOhm]	1.08

-WC4.1 L7UP.K1.3

Phases - Distribution System		LN / TN-S (L1-N)	IB L1	[A]	9.6	R Ph 20°C	[mOhm]	123.40
Voltage	[V]	230.94	IB L2	[A]		R Ph 160-250°C	[mOhm]	236.93
Cable cross-sections		3G1.5	IB L3	[A]		X Ph	[mOhm]	1.08
Conductor - Insulator		Cu / EPR/XLPE	IB N	[A]	9.6	R N 20°C	[mOhm]	123.40
Method		13	Cosphi		0.90	R N 160-250°C	[mOhm]	236.93
K factor		1.00	Iz (A)	[A]	26.0	X N	[mOhm]	1.08
Length (m)	[m]	10	dU (%)	[%]	1.00	R PE 20°C	[mOhm]	123.40
Ib max (kA)	[kA]	5.99	Power Loss (W)	[W]	24.5	R PE 160-250°C	[mOhm]	236.93
Ib min (kA)	[kA]	0.43	Work Temp (°C)	[°C]	38.2	X PE	[mOhm]	1.08

-WC4.2 L8UP.K1.3

Phases - Distribution System		LN / TN-S (L2-N)	IB L1	[A]		R Ph 20°C	[mOhm]	123.40
Voltage	[V]	230.94	IB L2	[A]	4.8	R Ph 160-250°C	[mOhm]	236.93
Cable cross-sections		3G1.5	IB L3	[A]		X Ph	[mOhm]	1.08
Conductor - Insulator		Cu / EPR/XLPE	IB N	[A]	4.8	R N 20°C	[mOhm]	123.40
Method		13	Cosphi		0.90	R N 160-250°C	[mOhm]	236.93
K factor		1.00	Iz (A)	[A]	26.0	X N	[mOhm]	1.08
Length (m)	[m]	10	dU (%)	[%]	0.49	R PE 20°C	[mOhm]	123.40
Ib max (kA)	[kA]	5.99	Power Loss (W)	[W]	6.0	R PE 160-250°C	[mOhm]	236.93
Ib min (kA)	[kA]	0.43	Work Temp (°C)	[°C]	32.1	X PE	[mOhm]	1.08

List of Lv Cables

-WC4.3 L9UP.K1.3

Phases - Distribution System		LN / TN-S (L3-N)	IB L1	[A]		R Ph 20°C	[mOhm]	123.40
Voltage	[V]	230.94	IB L2	[A]		R Ph 160-250°C	[mOhm]	236.93
Cable cross-sections		3G1.5	IB L3	[A]	4.8	X Ph	[mOhm]	1.08
Conductor - Insulator		Cu / EPR/XLPE	IB N	[A]	4.8	R N 20°C	[mOhm]	123.40
Method		13	Cosphi		0.90	R N 160-250°C	[mOhm]	236.93
K factor		1.00	Iz (A)	[A]	26.0	X N	[mOhm]	1.08
Length (m)	[m]	10	dU (%)	[%]	0.49	R PE 20°C	[mOhm]	123.40
Ib max (kA)	[kA]	5.99	Power Loss (W)	[W]	6.0	R PE 160-250°C	[mOhm]	236.93
Ib min (kA)	[kA]	0.43	Work Temp (°C)	[°C]	32.1	X PE	[mOhm]	1.08

-WC4.4 L10UP.K1.3

Phases - Distribution System		LN / TN-S (L1-N)	IB L1	[A]	9.6	R Ph 20°C	[mOhm]	123.40
Voltage	[V]	230.94	IB L2	[A]		R Ph 160-250°C	[mOhm]	236.93
Cable cross-sections		3G1.5	IB L3	[A]		X Ph	[mOhm]	1.08
Conductor - Insulator		Cu / EPR/XLPE	IB N	[A]	9.6	R N 20°C	[mOhm]	123.40
Method		13	Cosphi		0.90	R N 160-250°C	[mOhm]	236.93
K factor		1.00	Iz (A)	[A]	26.0	X N	[mOhm]	1.08
Length (m)	[m]	10	dU (%)	[%]	1.00	R PE 20°C	[mOhm]	123.40
Ib max (kA)	[kA]	5.99	Power Loss (W)	[W]	24.5	R PE 160-250°C	[mOhm]	236.93
Ib min (kA)	[kA]	0.43	Work Temp (°C)	[°C]	38.2	X PE	[mOhm]	1.08

-WC4.5 L11UP.K1.3

Phases - Distribution System		LN / TN-S (L2-N)	IB L1	[A]		R Ph 20°C	[mOhm]	123.40
Voltage	[V]	230.94	IB L2	[A]	4.8	R Ph 160-250°C	[mOhm]	236.93
Cable cross-sections		3G1.5	IB L3	[A]		X Ph	[mOhm]	1.08
Conductor - Insulator		Cu / EPR/XLPE	IB N	[A]	4.8	R N 20°C	[mOhm]	123.40
Method		13	Cosphi		0.90	R N 160-250°C	[mOhm]	236.93
K factor		1.00	Iz (A)	[A]	26.0	X N	[mOhm]	1.08
Length (m)	[m]	10	dU (%)	[%]	0.49	R PE 20°C	[mOhm]	123.40
Ib max (kA)	[kA]	5.99	Power Loss (W)	[W]	6.0	R PE 160-250°C	[mOhm]	236.93
Ib min (kA)	[kA]	0.43	Work Temp (°C)	[°C]	32.1	X PE	[mOhm]	1.08

-WC4.6 L12UP.K1.3

Phases - Distribution System		LN / TN-S (L3-N)	IB L1	[A]		R Ph 20°C	[mOhm]	123.40
Voltage	[V]	230.94	IB L2	[A]		R Ph 160-250°C	[mOhm]	236.93
Cable cross-sections		3G1.5	IB L3	[A]	4.8	X Ph	[mOhm]	1.08
Conductor - Insulator		Cu / EPR/XLPE	IB N	[A]	4.8	R N 20°C	[mOhm]	123.40
Method		13	Cosphi		0.90	R N 160-250°C	[mOhm]	236.93
K factor		1.00	Iz (A)	[A]	26.0	X N	[mOhm]	1.08
Length (m)	[m]	10	dU (%)	[%]	0.49	R PE 20°C	[mOhm]	123.40
Ib max (kA)	[kA]	5.99	Power Loss (W)	[W]	6.0	R PE 160-250°C	[mOhm]	236.93
Ib min (kA)	[kA]	0.43	Work Temp (°C)	[°C]	32.1	X PE	[mOhm]	1.08

List of Lv Cables

-WC4.7 L13UP.K1.3

Phases - Distribution System		LN / TN-S (L1-N)	IB L1	[A]	9.6	R Ph 20°C	[mOhm]	123.40
Voltage	[V]	230.94	IB L2	[A]		R Ph 160-250°C	[mOhm]	236.93
Cable cross-sections		3G1.5	IB L3	[A]		X Ph	[mOhm]	1.08
Conductor - Insulator		Cu / EPR/XLPE	IB N	[A]	9.6	R N 20°C	[mOhm]	123.40
Method		13	Cosphi		0.90	R N 160-250°C	[mOhm]	236.93
K factor		1.00	Iz (A)	[A]	26.0	X N	[mOhm]	1.08
Length (m)	[m]	10	dU (%)	[%]	1.00	R PE 20°C	[mOhm]	123.40
Ib max (kA)	[kA]	5.99	Power Loss (W)	[W]	24.5	R PE 160-250°C	[mOhm]	236.93
Ib min (kA)	[kA]	0.43	Work Temp (°C)	[°C]	38.2	X PE	[mOhm]	1.08

-WC4.8 L14UP.K1.3

Phases - Distribution System		LN / TN-S (L2-N)	IB L1	[A]		R Ph 20°C	[mOhm]	123.40
Voltage	[V]	230.94	IB L2	[A]	4.8	R Ph 160-250°C	[mOhm]	236.93
Cable cross-sections		3G1.5	IB L3	[A]		X Ph	[mOhm]	1.08
Conductor - Insulator		Cu / EPR/XLPE	IB N	[A]	4.8	R N 20°C	[mOhm]	123.40
Method		13	Cosphi		0.90	R N 160-250°C	[mOhm]	236.93
K factor		1.00	Iz (A)	[A]	26.0	X N	[mOhm]	1.08
Length (m)	[m]	10	dU (%)	[%]	0.49	R PE 20°C	[mOhm]	123.40
Ib max (kA)	[kA]	5.99	Power Loss (W)	[W]	6.0	R PE 160-250°C	[mOhm]	236.93
Ib min (kA)	[kA]	0.43	Work Temp (°C)	[°C]	32.1	X PE	[mOhm]	1.08

-WC4.9 L15UP.K1.3

Phases - Distribution System		LN / TN-S (L3-N)	IB L1	[A]		R Ph 20°C	[mOhm]	123.40
Voltage	[V]	230.94	IB L2	[A]		R Ph 160-250°C	[mOhm]	236.93
Cable cross-sections		3G1.5	IB L3	[A]	4.8	X Ph	[mOhm]	1.08
Conductor - Insulator		Cu / EPR/XLPE	IB N	[A]	4.8	R N 20°C	[mOhm]	123.40
Method		13	Cosphi		0.90	R N 160-250°C	[mOhm]	236.93
K factor		1.00	Iz (A)	[A]	26.0	X N	[mOhm]	1.08
Length (m)	[m]	10	dU (%)	[%]	0.49	R PE 20°C	[mOhm]	123.40
Ib max (kA)	[kA]	5.99	Power Loss (W)	[W]	6.0	R PE 160-250°C	[mOhm]	236.93
Ib min (kA)	[kA]	0.43	Work Temp (°C)	[°C]	32.1	X PE	[mOhm]	1.08

-WC5.2 RACK

Phases - Distribution System		LN / TN-S (L1-N)	IB L1	[A]	9.6	R Ph 20°C	[mOhm]	123.40
Voltage	[V]	230.94	IB L2	[A]		R Ph 160-250°C	[mOhm]	236.93
Cable cross-sections		3G1.5	IB L3	[A]		X Ph	[mOhm]	1.08
Conductor - Insulator		Cu / EPR/XLPE	IB N	[A]	9.6	R N 20°C	[mOhm]	123.40
Method		13	Cosphi		0.90	R N 160-250°C	[mOhm]	236.93
K factor		1.00	Iz (A)	[A]	26.0	X N	[mOhm]	1.08
Length (m)	[m]	10	dU (%)	[%]	1.00	R PE 20°C	[mOhm]	123.40
Ib max (kA)	[kA]	5.99	Power Loss (W)	[W]	24.5	R PE 160-250°C	[mOhm]	236.93
Ib min (kA)	[kA]	0.43	Work Temp (°C)	[°C]	38.2	X PE	[mOhm]	1.08

List of Lv Cables

-WC5.3 NDRICIM EMERGJENCE

Phases - Distribution System		LN / TN-S (L2-N)	IB L1	[A]		R Ph 20°C	[mOhm]	123.40
Voltage	[V]	230.94	IB L2	[A]	4.8	R Ph 160-250°C	[mOhm]	236.93
Cable cross-sections		3G1.5	IB L3	[A]		X Ph	[mOhm]	1.08
Conductor - Insulator		Cu / EPR/XLPE	IB N	[A]	4.8	R N 20°C	[mOhm]	123.40
Method		13	Cosphi		0.90	R N 160-250°C	[mOhm]	236.93
K factor		1.00	Iz (A)	[A]	26.0	X N	[mOhm]	1.08
Length (m)	[m]	10	dU (%)	[%]	0.49	R PE 20°C	[mOhm]	123.40
Ib max (kA)	[kA]	5.99	Power Loss (W)	[W]	6.0	R PE 160-250°C	[mOhm]	236.93
Ib min (kA)	[kA]	0.43	Work Temp (°C)	[°C]	32.1	X PE	[mOhm]	1.08

-WC5.4 REZERVE

Phases - Distribution System		LN / TN-S (L3-N)	IB L1	[A]		R Ph 20°C	[mOhm]	123.40
Voltage	[V]	230.94	IB L2	[A]		R Ph 160-250°C	[mOhm]	236.93
Cable cross-sections		3G1.5	IB L3	[A]	4.8	X Ph	[mOhm]	1.08
Conductor - Insulator		Cu / EPR/XLPE	IB N	[A]	4.8	R N 20°C	[mOhm]	123.40
Method		13	Cosphi		0.90	R N 160-250°C	[mOhm]	236.93
K factor		1.00	Iz (A)	[A]	26.0	X N	[mOhm]	1.08
Length (m)	[m]	10	dU (%)	[%]	0.49	R PE 20°C	[mOhm]	123.40
Ib max (kA)	[kA]	5.99	Power Loss (W)	[W]	6.0	R PE 160-250°C	[mOhm]	236.93
Ib min (kA)	[kA]	0.43	Work Temp (°C)	[°C]	32.1	X PE	[mOhm]	1.08

-WC5.5 REZERVE

Phases - Distribution System		LN / TN-S (L1-N)	IB L1	[A]	9.6	R Ph 20°C	[mOhm]	123.40
Voltage	[V]	230.94	IB L2	[A]		R Ph 160-250°C	[mOhm]	236.93
Cable cross-sections		3G1.5	IB L3	[A]		X Ph	[mOhm]	1.08
Conductor - Insulator		Cu / EPR/XLPE	IB N	[A]	9.6	R N 20°C	[mOhm]	123.40
Method		13	Cosphi		0.90	R N 160-250°C	[mOhm]	236.93
K factor		1.00	Iz (A)	[A]	26.0	X N	[mOhm]	1.08
Length (m)	[m]	10	dU (%)	[%]	1.00	R PE 20°C	[mOhm]	123.40
Ib max (kA)	[kA]	5.99	Power Loss (W)	[W]	24.5	R PE 160-250°C	[mOhm]	236.93
Ib min (kA)	[kA]	0.43	Work Temp (°C)	[°C]	38.2	X PE	[mOhm]	1.08

-WC5.6 REZERVE

Phases - Distribution System		LN / TN-S (L2-N)	IB L1	[A]		R Ph 20°C	[mOhm]	123.40
Voltage	[V]	230.94	IB L2	[A]	4.8	R Ph 160-250°C	[mOhm]	236.93
Cable cross-sections		3G1.5	IB L3	[A]		X Ph	[mOhm]	1.08
Conductor - Insulator		Cu / EPR/XLPE	IB N	[A]	4.8	R N 20°C	[mOhm]	123.40
Method		13	Cosphi		0.90	R N 160-250°C	[mOhm]	236.93
K factor		1.00	Iz (A)	[A]	26.0	X N	[mOhm]	1.08
Length (m)	[m]	10	dU (%)	[%]	0.49	R PE 20°C	[mOhm]	123.40
Ib max (kA)	[kA]	5.99	Power Loss (W)	[W]	6.0	R PE 160-250°C	[mOhm]	236.93
Ib min (kA)	[kA]	0.43	Work Temp (°C)	[°C]	32.1	X PE	[mOhm]	1.08

List of Lv Cables

-WC5.7 REZERVE

Phases - Distribution System		LN / TN-S (L3-N)	IB L1	[A]		R Ph 20°C	[mOhm]	123.40
Voltage	[V]	230.94	IB L2	[A]		R Ph 160-250°C	[mOhm]	236.93
Cable cross-sections		3G1.5	IB L3	[A]	4.8	X Ph	[mOhm]	1.08
Conductor - Insulator		Cu / EPR/XLPE	IB N	[A]	4.8	R N 20°C	[mOhm]	123.40
Method		13	Cosphi		0.90	R N 160-250°C	[mOhm]	236.93
K factor		1.00	Iz (A)	[A]	26.0	X N	[mOhm]	1.08
Length (m)	[m]	10	dU (%)	[%]	0.49	R PE 20°C	[mOhm]	123.40
Ib max (kA)	[kA]	5.99	Power Loss (W)	[W]	6.0	R PE 160-250°C	[mOhm]	236.93
Ib min (kA)	[kA]	0.43	Work Temp (°C)	[°C]	32.1	X PE	[mOhm]	1.08

Phases - Distribution System			IB L1	[A]		R Ph 20°C	[mOhm]	
Voltage	[V]		IB L2	[A]		R Ph 160-250°C	[mOhm]	
Cable cross-sections			IB L3	[A]		X Ph	[mOhm]	
Conductor - Insulator			IB N	[A]		R N 20°C	[mOhm]	
Method			Cosphi			R N 160-250°C	[mOhm]	
K factor			Iz (A)	[A]		X N	[mOhm]	
Length (m)	[m]		dU (%)	[%]		R PE 20°C	[mOhm]	
Ib max (kA)	[kA]		Power Loss (W)	[W]		R PE 160-250°C	[mOhm]	
Ib min (kA)	[kA]		Work Temp (°C)	[°C]		X PE	[mOhm]	

Phases - Distribution System			IB L1	[A]		R Ph 20°C	[mOhm]	
Voltage	[V]		IB L2	[A]		R Ph 160-250°C	[mOhm]	
Cable cross-sections			IB L3	[A]		X Ph	[mOhm]	
Conductor - Insulator			IB N	[A]		R N 20°C	[mOhm]	
Method			Cosphi			R N 160-250°C	[mOhm]	
K factor			Iz (A)	[A]		X N	[mOhm]	
Length (m)	[m]		dU (%)	[%]		R PE 20°C	[mOhm]	
Ib max (kA)	[kA]		Power Loss (W)	[W]		R PE 160-250°C	[mOhm]	
Ib min (kA)	[kA]		Work Temp (°C)	[°C]		X PE	[mOhm]	

Phases - Distribution System			IB L1	[A]		R Ph 20°C	[mOhm]	
Voltage	[V]		IB L2	[A]		R Ph 160-250°C	[mOhm]	
Cable cross-sections			IB L3	[A]		X Ph	[mOhm]	
Conductor - Insulator			IB N	[A]		R N 20°C	[mOhm]	
Method			Cosphi			R N 160-250°C	[mOhm]	
K factor			Iz (A)	[A]		X N	[mOhm]	
Length (m)	[m]		dU (%)	[%]		R PE 20°C	[mOhm]	
Ib max (kA)	[kA]		Power Loss (W)	[W]		R PE 160-250°C	[mOhm]	
Ib min (kA)	[kA]		Work Temp (°C)	[°C]		X PE	[mOhm]	

Customer:

Project: **PANELI K02 SH**

Notes:

Designer:

Rev. n°1			Date:	
Rev. n°2			Drafter:	
Rev. n°3			Design.:	
REVISIONS	Date:	Signatures	Approval:	

Calculated by:	DOC
File name:	
Record #:	

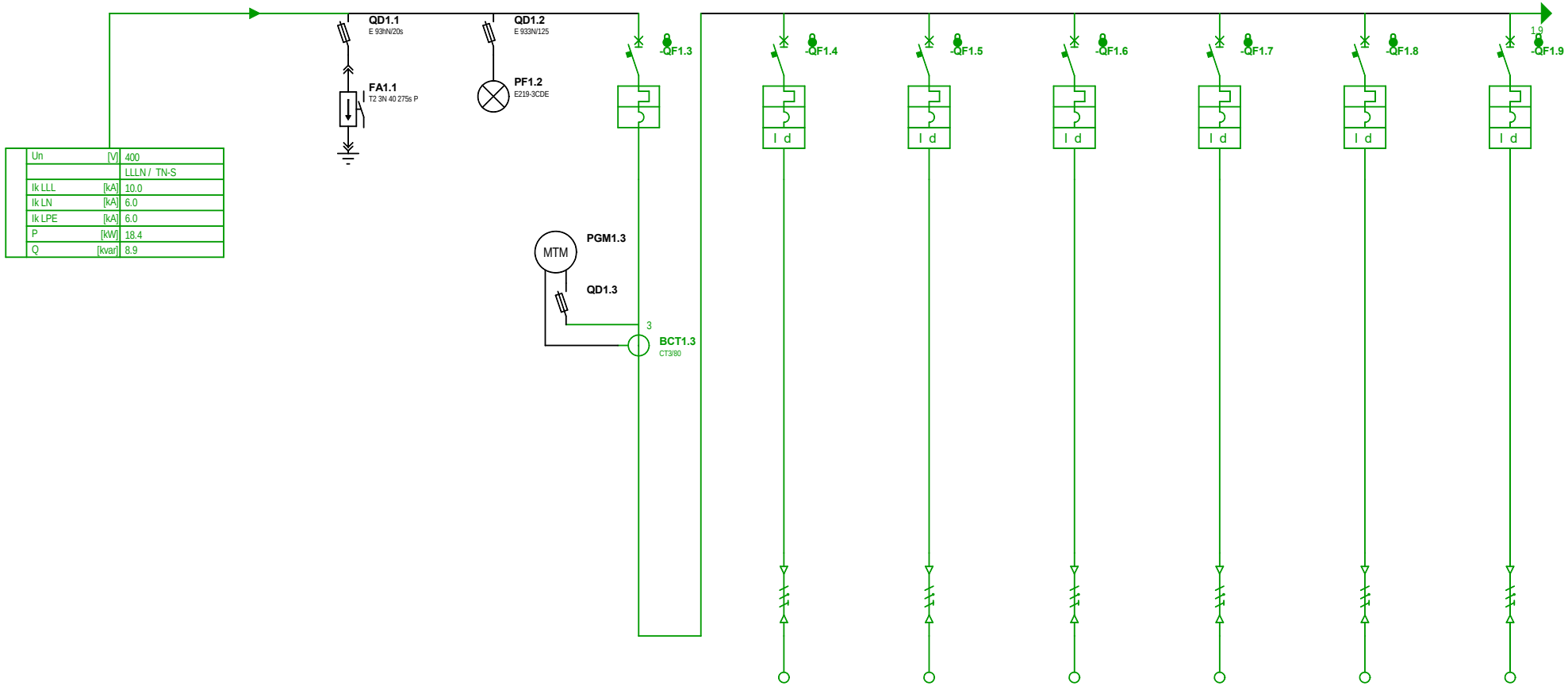

Un	[V]	400
		LLLN / TN-S
Ik LLL	[kA]	10.0
Ik LN	[kA]	6.0
Ik LPE	[kA]	6.0
P	[kW]	18.4
Q	[kvar]	8.9

							KRYESORI RRJET-GJENERATOR		L1PRR.K02		L2PRR.K02		L3PRR.K02		L4PRR.K02		L5PRR.K02		L6PRR.K02	
Load	Description																			
	Voltage	[V]	dU	%					231	1.00	231	1.00	231	1.00	231	1.00	231	1.00	231	1.00
	Active power	[kW]	UF	%					2.00	100	2.00	100	2.00	100	2.00	100	2.00	100	2.00	100
	In	[A]	Cosphi						9.6	0.90	9.6	0.90	9.6	0.90	9.6	0.90	9.6	0.90	9.6	0.90
Command / protection	Producer						ABB		ABB		ABB		ABB		ABB		ABB		ABB	
	Circuit breaker/Disconnector						S204M-C63		DS201 C16/0,03-AC		DS201 C16/0,03-AC		DS201 C16/0,03-AC		DS201 C16/0,03-AC		DS201 C16/0,03-AC		DS201 C16/0,03-AC	
	Poles		In	[A]			4P	63	1P+N	16	1P+N	16	1P+N	16	1P+N	16	1P+N	16	1P+N	16
	Ith	[A]	Idn	[A]			63.0		16.0	0.030	16.0	0.030	16.0	0.030	16.0	0.030	16.0	0.030	16.0	0.030
	Im	[A]	Icu/Icn	[kA]			630.0	15.0	160.0	10.0	160.0	10.0	160.0	10.0	160.0	10.0	160.0	10.0	160.0	10.0
	Fuse		Size	[A]																
	Contactor		In	[A]																
	Contactor		In	[A]																
	Overload Relay		Setting	[A]																
Distribution line	Cable type								Cu-EPR/XLPE		Cu-EPR/XLPE		Cu-EPR/XLPE		Cu-EPR/XLPE		Cu-EPR/XLPE		Cu-EPR/XLPE	
	Sections								3G1.5		3G1.5		3G1.5		3G1.5		3G1.5		3G1.5	
	Length	[m]	Iz	[A]					10	26.0	10	26.0	10	26.0	10	26.0	10	26.0	10	26.0
	IB L1	[A]	Installation num.				30.8		9.6	13		13		13	9.6	13		13		13
	IB L2	[A]	dU	%			28.9			1.00	9.6	1.00		1.00		1.00	9.6	1.00		1.00
	IB L3	[A]	Ib min	[kA]			28.9			0.43		0.43	9.6	0.43		0.43		0.43	9.6	0.43
	IB N	[A]	Ib max	[kA]			1.9		9.6	6.00	9.6	6.00	9.6	6.00	9.6	6.00	9.6	6.00	9.6	6.00

(*) The circuit-breaker is in discrimination relations with other circuit-breakers
(**) The circuit-breaker is in back-up relations with other circuit-breakers
(!) Important notice about coordination to be verified in Discrimination report

Rev. n°1			Date:		Description	Customer:			Drawing number:		
Rev. n°2			Drafter:			Project:	PANELI K02 SH				
Rev. n°3			Design.:			File:		Sheet: 1	Next sheet: 2	Sheets: 6	
REVISIONS	Date:	Signatures	Approval:			Serial:					

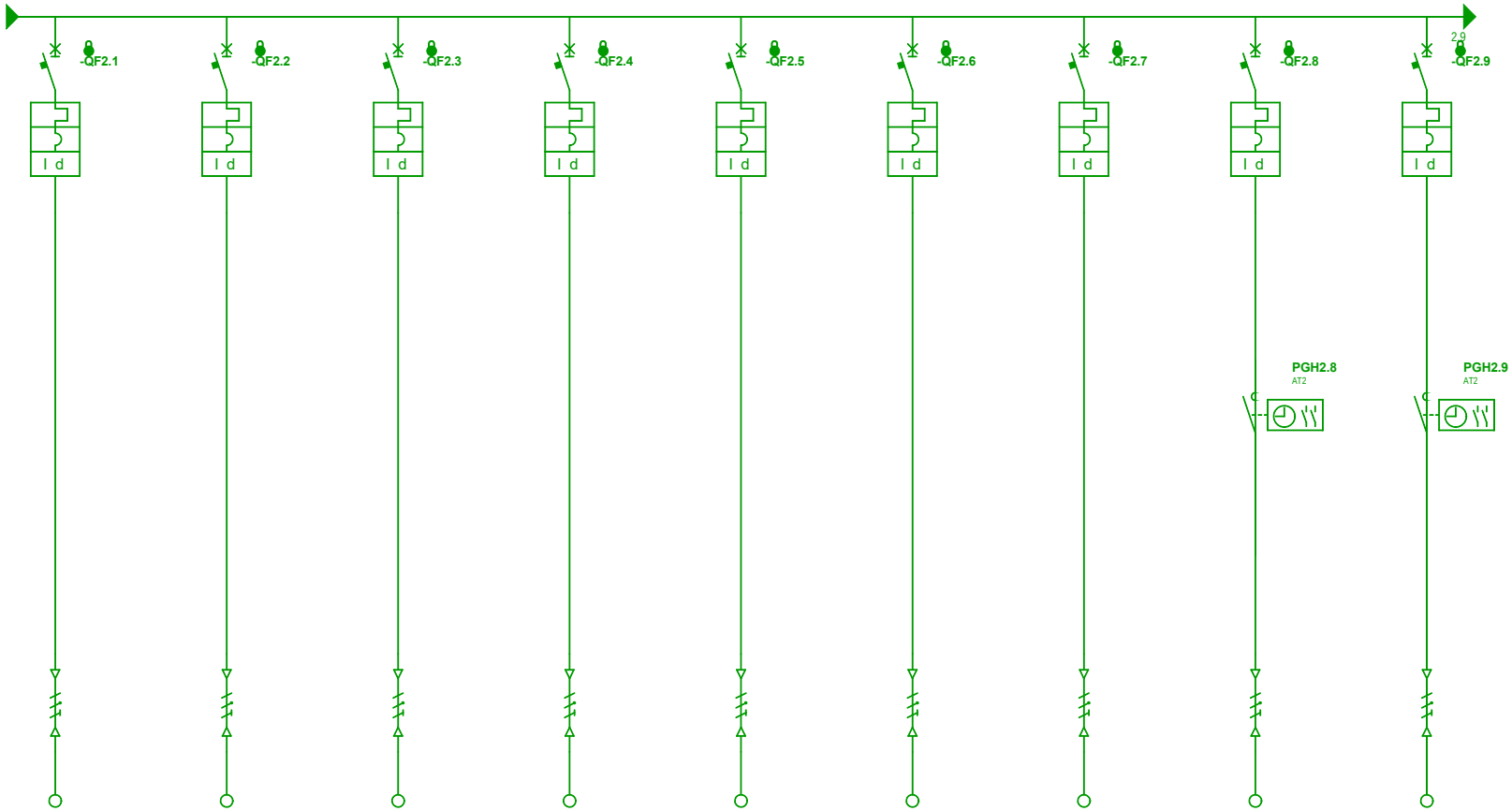

	Description			L7PRR.K02		L8PRR.K02		L9PRR.K02		L1NRR.K02		L2NRR.K02		L3NRR.K02		L4NRR.K02		L5NRR.K02		L6NRR.K02	
Load	Voltage [V]	dU %		231	1.00	231	1.00	231	1.00	231	0.49	231	0.49	231	0.49	231	0.49	231	0.49	231	0.49
	Active power [kW]	UF %		2.00	100	2.00	100	2.00	100	1.00	100	1.00	100	1.00	100	1.00	100	1.00	100	1.00	100
	In [A]	Cosphi		9.6	0.90	9.6	0.90	9.6	0.90	4.8	0.90	4.8	0.90	4.8	0.90	4.8	0.90	4.8	0.90	4.8	0.90
Command / protection	Producer			ABB		ABB		ABB		ABB		ABB		ABB		ABB		ABB		ABB	
	Circuit breaker/Disconnector			DS201 C16/0,03-AC		DS201 C16/0,03-AC		DS201 C16/0,03-AC		DS201 C10/0,03-AC		DS201 C10/0,03-AC		DS201 C10/0,03-AC		DS201 C10/0,03-AC		DS201 C10/0,03-AC		DS201 C10/0,03-AC	
	Poles	In [A]		1P+N	16	1P+N	16	1P+N	16	1P+N	10	1P+N	10	1P+N	10	1P+N	10	1P+N	10	1P+N	10
	Ith [A]	Idn [A]		16.0	0.030	16.0	0.030	16.0	0.030	10.0	0.030	10.0	0.030	10.0	0.030	10.0	0.030	10.0	0.030	10.0	0.030
	Im [A]	Icu/Icn [kA]		160.0	10.0	160.0	10.0	160.0	10.0	100.0	10.0	100.0	10.0	100.0	10.0	100.0	10.0	100.0	10.0	100.0	10.0
	Fuse	Size [A]																			
	Contactor	In [A]																			
	Contactor	In [A]																			
	Overload Relay	Setting [A]																			
Distribution line	Cable type			Cu-EPR/XLPE		Cu-EPR/XLPE		Cu-EPR/XLPE		Cu-EPR/XLPE		Cu-EPR/XLPE		Cu-EPR/XLPE		Cu-EPR/XLPE		Cu-EPR/XLPE		Cu-EPR/XLPE	
	Sections			3G1.5		3G1.5		3G1.5		3G1.5		3G1.5		3G1.5		3G1.5		3G1.5		3G1.5	
	Length [m]	Iz [A]		10	26.0	10	26.0	10	26.0	10	26.0	10	26.0	10	26.0	10	26.0	10	26.0	10	26.0
	IB L1 [A]	Installation num.		9.6	13		13		13	4.8	13		13		13	4.8	13		13		13
	IB L2 [A]	dU %			1.00	9.6	1.00		1.00		0.49	4.8	0.49		0.49		0.49	4.8	0.49		0.49
	IB L3 [A]	Ib min [kA]			0.43		0.43	9.6	0.43		0.43		0.43	4.8	0.43		0.43		0.43	4.8	0.43
	IB N [A]	Ib max [kA]		9.6	6.00	9.6	6.00	9.6	6.00	4.8	6.00	4.8	6.00	4.8	6.00	4.8	6.00	4.8	5.99	4.8	5.99

(*) The circuit-breaker is in discrimination relations with other circuit-breakers
(**) The circuit-breaker is in back-up relations with other circuit-breakers
(!) Important notice about coordination to be verified in Discrimination report

Rev. n°1			Date:		Description	Customer:			Drawing number:		
Rev. n°2			Drafter:			Project:	PANELI K02 SH				
Rev. n°3			Design.:			File:		Sheet: 2	Next sheet: 3	Sheets: 6	
REVISIONS	Date:	Signatures	Approval:			Serial:					

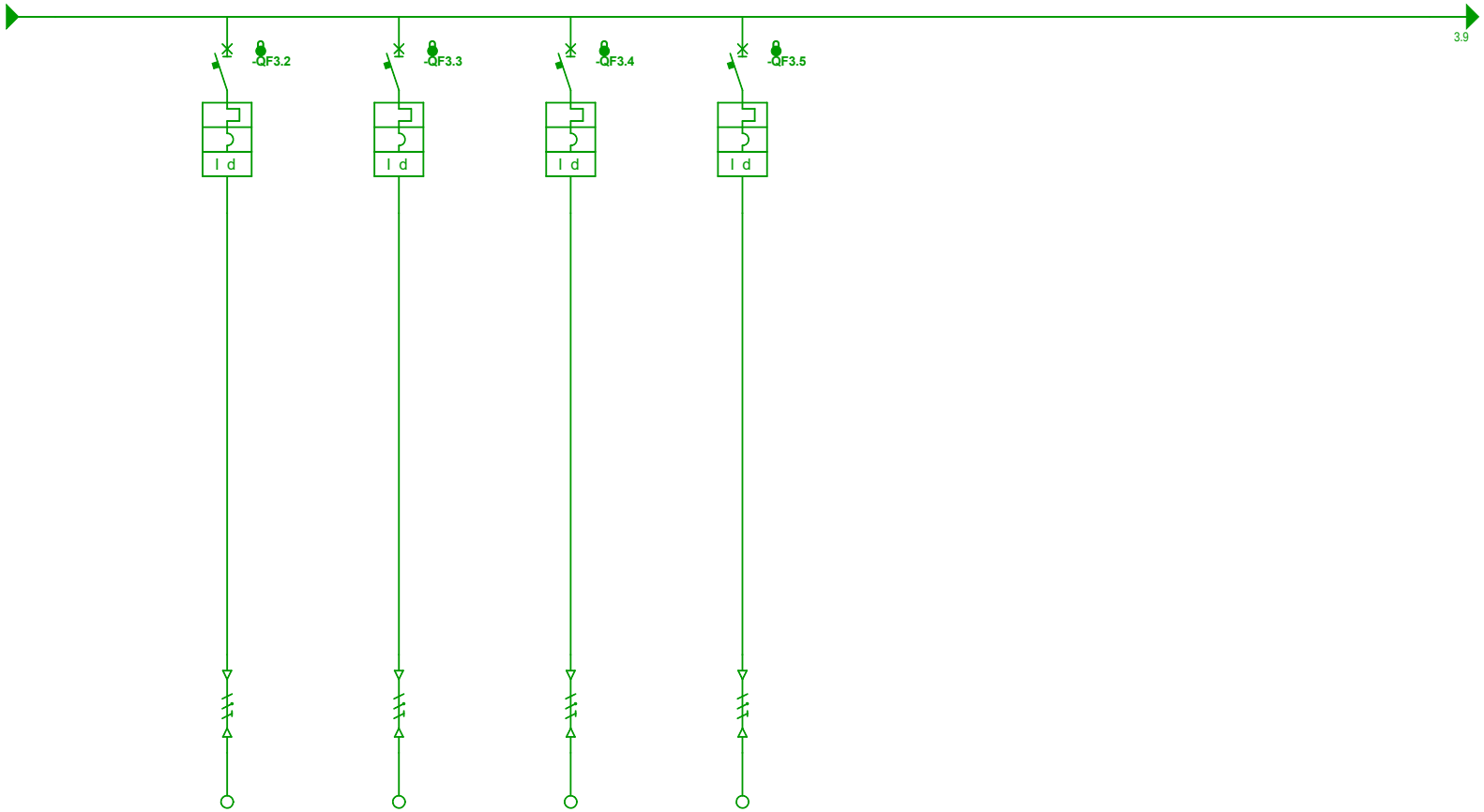

Load	Description				REZERVE		REZERVE		REZERVE		REZERVE								
	Voltage [V]	dU %			231	1.00	231	1.00	231	1.00	231	0.49							
	Active power [kW]	UF %			2.00	100	2.00	100	2.00	100	1.00	100							
	In [A]	Cosphi			9.6	0.90	9.6	0.90	9.6	0.90	4.8	0.90							
Command / protection	Producer				ABB		ABB		ABB		ABB								
	Circuit breaker/Disconnector				DS201 C16/0,03-AC		DS201 C16/0,03-AC		DS201 C16/0,03-AC		DS201 C10/0,03-AC								
	Poles	In [A]			1P+N	16	1P+N	16	1P+N	16	1P+N	10							
	Ith [A]	Idn [A]			16.0	0.030	16.0	0.030	16.0	0.030	10.0	0.030							
	Im [A]	Icu/Icn [kA]			160.0	10.0	160.0	10.0	160.0	10.0	100.0	10.0							
	Fuse	Size [A]																	
	Contactor	In [A]																	
	Contactor	In [A]																	
	Overload Relay	Setting [A]																	
Distribution line	Cable type				Cu-EPR/XLPE		Cu-EPR/XLPE		Cu-EPR/XLPE		Cu-EPR/XLPE								
	Sections				3G1.5		3G1.5		3G1.5		3G1.5								
	Length [m]	Iz [A]			10	26.0	10	26.0	10	26.0	10	26.0							
	IB L1 [A]	Installation num.			9.6	13		13		13	4.8	13							
	IB L2 [A]	dU %				1.00	9.6	1.00		1.00		0.49							
	IB L3 [A]	Ib min [kA]				0.43		0.43	9.6	0.43		0.43							
	IB N [A]	Ib max [kA]			9.6	6.00	9.6	6.00	9.6	6.00	4.8	6.00							

(*) The circuit-breaker is in discrimination relations with other circuit-breakers
(**) The circuit-breaker is in back-up relations with other circuit-breakers
(!) Important notice about coordination to be verified in Discrimination report

Rev. n°1			Date:		Description	Customer:			Drawing number:		
Rev. n°2			Drafter:			Project:	PANELI K02 SH				
Rev. n°3			Design.:			File:		Sheet: 3	Next sheet: 4	Sheets: 6	
REVISIONS	Date:	Signatures	Approval:			Serial:					

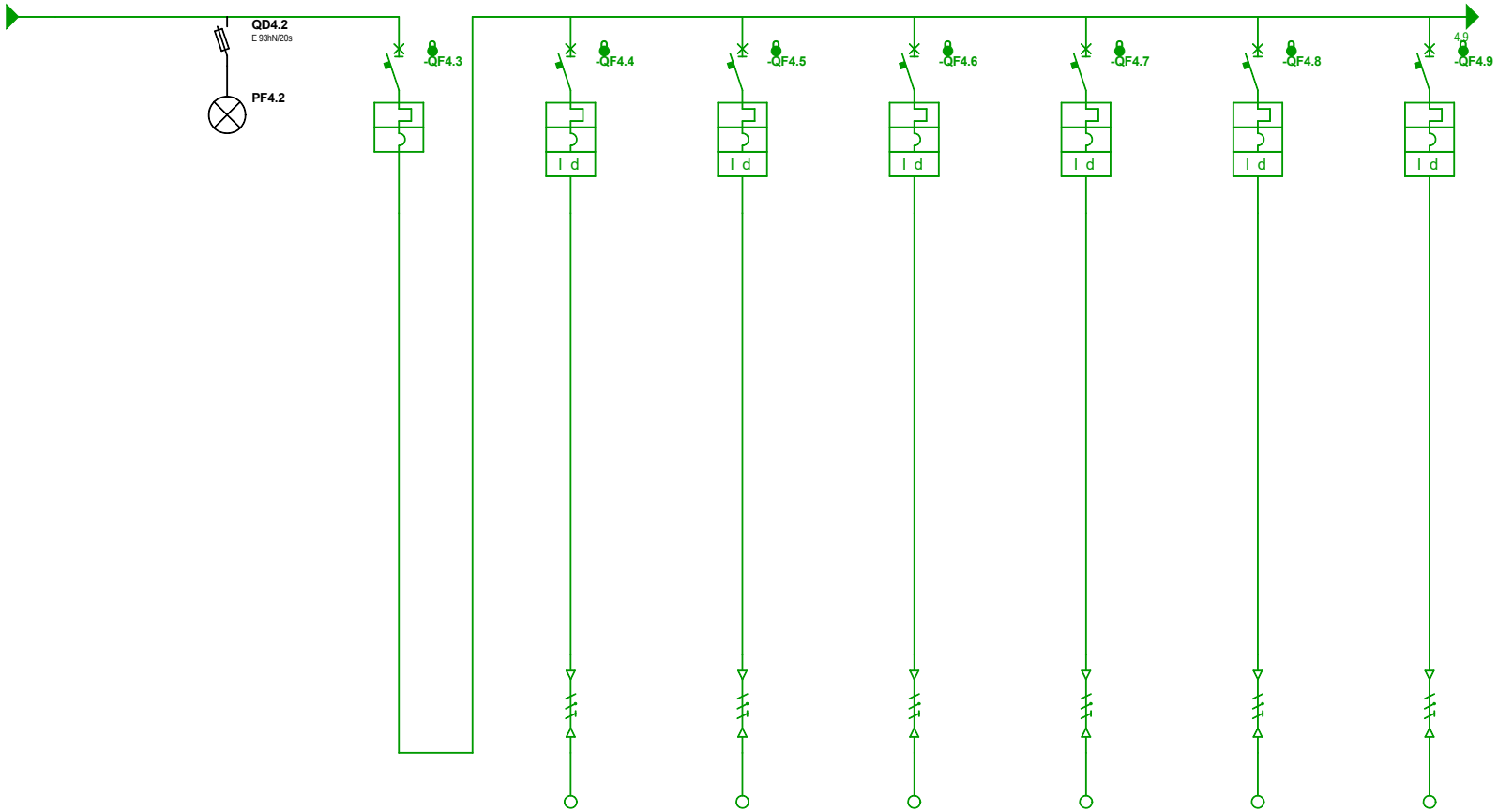

	Description																		
					SINJALIZIM UPS		KRYESORI UPS		L1PU.K02		L2PU.K02		L3PU.K02		L4PU.K02		L5PU.K02		L6PU.K02	
Load	Voltage	[V]	dU	%					231	1.00	231	1.00	231	1.00	231	1.00	231	1.00	231	1.00
	Active power	[kW]	UF	%					2.00	100	2.00	100	2.00	100	2.00	100	2.00	100	2.00	100
	In	[A]	Cosphi						9.6	0.90	9.6	0.90	9.6	0.90	9.6	0.90	9.6	0.90	9.6	0.90
Command / protection	Producer						ABB		ABB		ABB		ABB		ABB		ABB		ABB	
	Circuit breaker/Disconnector						S204P-C40		DS201 C16/0,03-AC		DS201 C16/0,03-AC		DS201 C16/0,03-AC		DS201 C16/0,03-AC		DS201 C16/0,03-AC		DS201 C16/0,03-AC	
	Poles		In	[A]			4P	40	1P+N	16	1P+N	16	1P+N	16	1P+N	16	1P+N	16	1P+N	16
	Ith	[A]	Idn	[A]			40.0		16.0	0.030	16.0	0.030	16.0	0.030	16.0	0.030	16.0	0.030	16.0	0.030
	Im	[A]	Icu/Icn	[kA]			400.0	15.0	160.0	10.0	160.0	10.0	160.0	10.0	160.0	10.0	160.0	10.0	160.0	10.0
	Fuse		Size	[A]																
	Contactor		In	[A]																
	Contactor		In	[A]																
	Overload Relay		Setting	[A]																
Distribution line	Cable type								Cu-EPR/XLPE		Cu-EPR/XLPE		Cu-EPR/XLPE		Cu-EPR/XLPE		Cu-EPR/XLPE		Cu-EPR/XLPE	
	Sections								3G1.5		3G1.5		3G1.5		3G1.5		3G1.5		3G1.5	
	Length	[m]	Iz	[A]					10	26.0	10	26.0	10	26.0	10	26.0	10	26.0	10	26.0
	IB L1	[A]	Installation num.				24.1		9.6	13		13		13	9.6	13		13		13
	IB L2	[A]	dU	%			24.1			1.00	9.6	1.00		1.00		1.00	9.6	1.00		1.00
	IB L3	[A]	Ib min	[kA]			24.1			0.43		0.43	9.6	0.43		0.43		0.43	9.6	0.43
	IB N	[A]	Ib max	[kA]			0.0		9.6	5.99	9.6	5.99	9.6	5.99	9.6	5.99	9.6	5.99	9.6	5.99

(*) The circuit-breaker is in discrimination relations with other circuit-breakers
(**) The circuit-breaker is in back-up relations with other circuit-breakers
(!) Important notice about coordination to be verified in Discrimination report

Rev. n°1			Date:		Description	Customer:			Drawing number:		
Rev. n°2			Drafter:			Project:	PANELI K02 SH				
Rev. n°3			Design.:			File:		Sheet: 4	Next sheet: 5	Sheets: 6	
REVISIONS	Date:	Signatures	Approval:			Serial:					

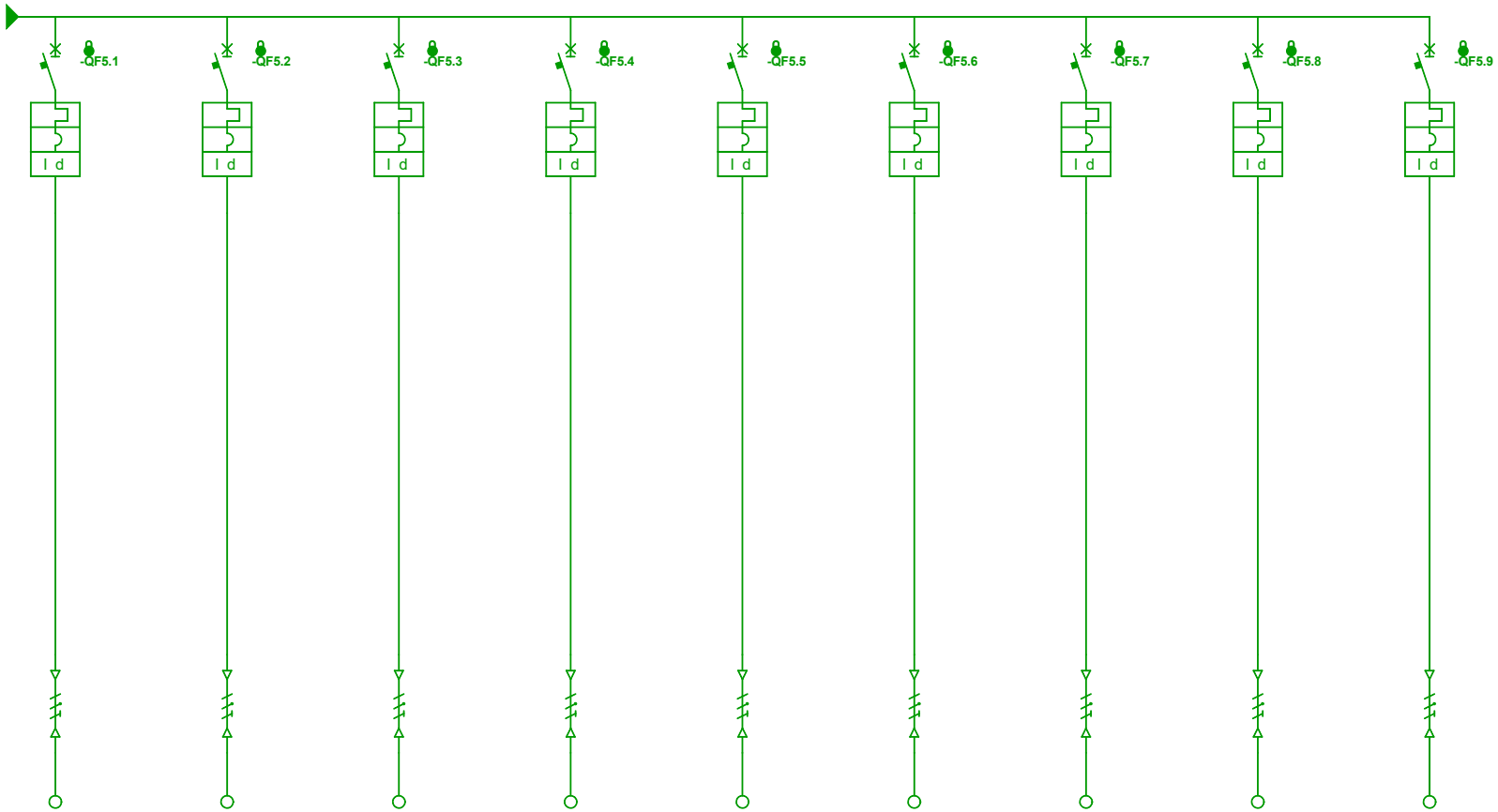

	Description																			
Load	Voltage [V]	dU %	231	1.00	231	1.00	231	1.00	231	1.00	231	1.00	231	1.00	231	1.00	231	1.00	231	1.00
	Active power [kW]	UF %	2.00	100	2.00	100	2.00	100	2.00	100	2.00	100	2.00	100	2.00	100	2.00	100	2.00	100
	In [A]	Cosphi	9.6	0.90	9.6	0.90	9.6	0.90	9.6	0.90	9.6	0.90	9.6	0.90	9.6	0.90	9.6	0.90	9.6	0.90
Command / protection	Producer		ABB		ABB		ABB		ABB		ABB		ABB		ABB		ABB		ABB	
	Circuit breaker/Disconnector		DS201 C16/0,03-AC		DS201 C16/0,03-AC		DS201 C16/0,03-AC		DS201 C16/0,03-AC		DS201 C20/0,03-AC		DS201 C16/0,03-AC		DS201 C16/0,03-AC		DS201 C16/0,03-AC		DS201 C16/0,03-AC	
	Poles	In [A]	1P+N	16	1P+N	16	1P+N	16	1P+N	16	1P+N	20	1P+N	16	1P+N	16	1P+N	16	1P+N	16
	Ith [A]	Idn [A]	16.0	0.030	16.0	0.030	16.0	0.030	16.0	0.030	20.0	0.030	16.0	0.030	16.0	0.030	16.0	0.030	16.0	0.030
	Im [A]	Icu/Icn [kA]	160.0	10.0	160.0	10.0	160.0	10.0	160.0	10.0	200.0	10.0	160.0	10.0	160.0	10.0	160.0	10.0	160.0	10.0
	Fuse	Size [A]																		
	Contactor	In [A]																		
	Contactor	In [A]																		
	Overload Relay	Setting [A]																		
Distribution line	Cable type		Cu-EPR/XLPE		Cu-EPR/XLPE		Cu-EPR/XLPE		Cu-EPR/XLPE		Cu-EPR/XLPE		Cu-EPR/XLPE		Cu-EPR/XLPE		Cu-EPR/XLPE		Cu-EPR/XLPE	
	Sections		3G1.5		3G1.5		3G1.5		3G1.5		3G1.5		3G1.5		3G1.5		3G1.5		3G1.5	
	Length [m]	Iz [A]	10	26.0	10	26.0	10	26.0	10	26.0	10	26.0	10	26.0	10	26.0	10	26.0	10	26.0
	IB L1 [A]	Installation num.	9.6	13		13		13	9.6	13		13		13	9.6	13		13		13
	IB L2 [A]	dU %		1.00	9.6	1.00		1.00		1.00	9.6	1.00		1.00		1.00	9.6	1.00		1.00
	IB L3 [A]	Ib min [kA]		0.43		0.43	9.6	0.43		0.43		0.43	9.6	0.43		0.43		0.43	9.6	0.43
	IB N [A]	Ib max [kA]	9.6	5.99	9.6	5.99	9.6	5.99	9.6	5.99	9.6	5.99	9.6	5.99	9.6	5.99	9.6	5.99	9.6	5.99

(*) The circuit-breaker is in discrimination relations with other circuit-breakers
(**) The circuit-breaker is in back-up relations with other circuit-breakers
(!) Important notice about coordination to be verified in Discrimination report

Rev. n°1			Date:		Description	Customer:			Drawing number:		
Rev. n°2			Drafter:			Project:	PANELI K02 SH				
Rev. n°3			Design.:			File:		Sheet: 5	Next sheet: 6	Sheets: 6	
REVISIONS	Date:	Signatures	Approval:			Serial:					

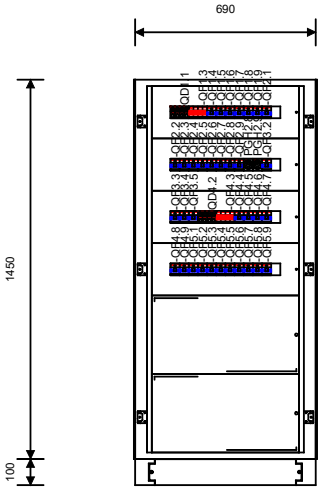

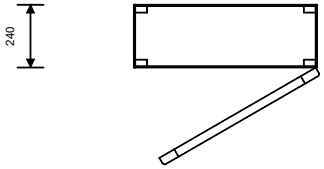

(*) The circuit-breaker is in discrimination relations with other circuit-breakers
(**) The circuit-breaker is in back-up relations with other circuit-breakers
(!) Important notice about coordination to be verified in Discrimination report

Rev. n°1			Date:			Description	Customer:			Drawing number:	
Rev. n°2			Drafter:				Project:				
Rev. n°3			Design.:				File:		Sheet: 6	Next sheet:	Sheets: 6
REVISIONS	Date:	Signatures	Approval:				Serial:				

Short circuit calculation

Switchboard	Ib LLL (kA)	Ip LLL (kA)	Ib LL (kA)	Ip LL (kA)	Ib LN (kA)	Ip LN (kA)	Ib LPE (kA)	Ip LPE (kA)
Switchboard1	10.00	24.68	8.66	21.37	6.00	14.81	6.00	14.81

Rev. n°1			Date:			Description	Customer:			Drawing number:	
Rev. n°2			Drafter:				Project:	PANELI K02 SH			
Rev. n°3			Design.:				File:		Sheet: 1	Next sheet:	Sheets: 1
REVISIONS	Date:	Signatures	Approval:				Serial:				

Protection of Lv Cables

-WC1.4 L1PRR.K02

Load data	Phases - Distribution System		LN / TN-S (L1-N)
	Voltage	[V]	230.94
	IB (A)	[A]	9.6
	Cosphi		0.90
Cable	Cable cross-sections		3G1.5
	Conductor - Insulator		Cu / EPR/XLPE
	Length (m)	[m]	10
	Iz (A)	[A]	26.0
	dU (%)		1.00
	Work Temp (°C)	[°C]	38.2
	Power loss	[W]	24.52
	K²S²	[A2s]	45929

Protection checks

Overload: protected by **-QF1.4 DS201 C16/0,03-AC** — **Passed**
IB (9.62[A]) <= Ith (16.00[A]) <= Iz (26.00[A]) and If (23.20[A]) <= 1.45*Iz (37.70[A]); Uref=400V

1 2 — **Short circuit at terminal 1 (current flowing downstream): protected by** **-QF1.4 DS201 C16/0,03-AC** — **Passed**
Protection guaranteed up to Ik LN (6.00[kA]), Ik L-PE (6.00[kA]); Uref=400V

Indirect touch at terminal 2 (current flowing downstream): protected by **-QF1.4 DS201 C16/0,03-AC** — **Passed**
Id (0.03[A]) <= Ikmin L-PE (0.43[kA]) and Td (0.04[s]) <= Max tripping time (0.40[s]); Uref=400V

1 2 — **Short circuit at terminal 2 (current flowing upstream): protected by**

Indirect touch at terminal 1 (current flowing upstream): protected by

-WC1.5 L2PRR.K02

Load data	Phases - Distribution System		LN / TN-S (L2-N)
	Voltage	[V]	230.94
	IB (A)	[A]	9.6
	Cosphi		0.90
Cable	Cable cross-sections		3G1.5
	Conductor - Insulator		Cu / EPR/XLPE
	Length (m)	[m]	10
	Iz (A)	[A]	26.0
	dU (%)		1.00
	Work Temp (°C)	[°C]	38.2
	Power loss	[W]	24.52
	K²S²	[A2s]	45929

Protection checks

Overload: protected by **-QF1.5 DS201 C16/0,03-AC** — **Passed**
IB (9.62[A]) <= Ith (16.00[A]) <= Iz (26.00[A]) and If (23.20[A]) <= 1.45*Iz (37.70[A]); Uref=400V

1 2 — **Short circuit at terminal 1 (current flowing downstream): protected by** **-QF1.5 DS201 C16/0,03-AC** — **Passed**
Protection guaranteed up to Ik LN (6.00[kA]), Ik L-PE (6.00[kA]); Uref=400V

Indirect touch at terminal 2 (current flowing downstream): protected by **-QF1.5 DS201 C16/0,03-AC** — **Passed**
Id (0.03[A]) <= Ikmin L-PE (0.43[kA]) and Td (0.04[s]) <= Max tripping time (0.40[s]); Uref=400V

1 2 — **Short circuit at terminal 2 (current flowing upstream): protected by**

Indirect touch at terminal 1 (current flowing upstream): protected by

-WC1.6 L3PRR.K02

Load data	Phases - Distribution System		LN / TN-S (L3-N)
	Voltage	[V]	230.94
	IB (A)	[A]	9.6
	Cosphi		0.90
Cable	Cable cross-sections		3G1.5
	Conductor - Insulator		Cu / EPR/XLPE
	Length (m)	[m]	10
	Iz (A)	[A]	26.0
	dU (%)		1.00
	Work Temp (°C)	[°C]	38.2
	Power loss	[W]	24.52
	K²S²	[A2s]	45929

Protection checks

Overload: protected by **-QF1.6 DS201 C16/0,03-AC** — **Passed**
IB (9.62[A]) <= Ith (16.00[A]) <= Iz (26.00[A]) and If (23.20[A]) <= 1.45*Iz (37.70[A]); Uref=400V

1 2 — **Short circuit at terminal 1 (current flowing downstream): protected by** **-QF1.6 DS201 C16/0,03-AC** — **Passed**
Protection guaranteed up to Ik LN (6.00[kA]), Ik L-PE (6.00[kA]); Uref=400V

Indirect touch at terminal 2 (current flowing downstream): protected by **-QF1.6 DS201 C16/0,03-AC** — **Passed**
Id (0.03[A]) <= Ikmin L-PE (0.43[kA]) and Td (0.04[s]) <= Max tripping time (0.40[s]); Uref=400V

1 2 — **Short circuit at terminal 2 (current flowing upstream): protected by**

Indirect touch at terminal 1 (current flowing upstream): protected by

Protection of Lv Cables

-WC1.7 L4PRR.K02

Load data	Phases - Distribution System		LN / TN-S (L1-N)
	Voltage	[V]	230.94
	IB (A)	[A]	9.6
	Cosphi		0.90
Cable	Cable cross-sections		3G1.5
	Conductor - Insulator		Cu / EPR/XLPE
	Length (m)	[m]	10
	Iz (A)	[A]	26.0
	dU (%)		1.00
	Work Temp (°C)	[°C]	38.2
	Power loss	[W]	24.52
	K²S²	[A2s]	45929

Protection checks

Overload: protected by **-QF1.7 DS201 C16/0,03-AC** — **Passed**
IB (9.62[A]) <= Ith (16.00[A]) <= Iz (26.00[A]) and If (23.20[A]) <= 1.45*Iz (37.70[A]); Uref=400V

1 2

Short circuit at terminal 1 (current flowing downstream): protected by **-QF1.7 DS201 C16/0,03-AC** — **Passed**
Protection guaranteed up to Ik LN (6.00[kA]), Ik L-PE (6.00[kA]); Uref=400V

Indirect touch at terminal 2 (current flowing downstream): protected by **-QF1.7 DS201 C16/0,03-AC** — **Passed**
Id (0.03[A]) <= Ikmin L-PE (0.43[kA]) and Td (0.04[s]) <= Max tripping time (0.40[s]); Uref=400V

1 2

Short circuit at terminal 2 (current flowing upstream): protected by

Indirect touch at terminal 1 (current flowing upstream): protected by

-WC1.8 L5PRR.K02

Load data	Phases - Distribution System		LN / TN-S (L2-N)
	Voltage	[V]	230.94
	IB (A)	[A]	9.6
	Cosphi		0.90
Cable	Cable cross-sections		3G1.5
	Conductor - Insulator		Cu / EPR/XLPE
	Length (m)	[m]	10
	Iz (A)	[A]	26.0
	dU (%)		1.00
	Work Temp (°C)	[°C]	38.2
	Power loss	[W]	24.52
	K²S²	[A2s]	45929

Protection checks

Overload: protected by **-QF1.8 DS201 C16/0,03-AC** — **Passed**
IB (9.62[A]) <= Ith (16.00[A]) <= Iz (26.00[A]) and If (23.20[A]) <= 1.45*Iz (37.70[A]); Uref=400V

1 2

Short circuit at terminal 1 (current flowing downstream): protected by **-QF1.8 DS201 C16/0,03-AC** — **Passed**
Protection guaranteed up to Ik LN (6.00[kA]), Ik L-PE (6.00[kA]); Uref=400V

Indirect touch at terminal 2 (current flowing downstream): protected by **-QF1.8 DS201 C16/0,03-AC** — **Passed**
Id (0.03[A]) <= Ikmin L-PE (0.43[kA]) and Td (0.04[s]) <= Max tripping time (0.40[s]); Uref=400V

1 2

Short circuit at terminal 2 (current flowing upstream): protected by

Indirect touch at terminal 1 (current flowing upstream): protected by

-WC1.9 L6PRR.K02

Load data	Phases - Distribution System		LN / TN-S (L3-N)
	Voltage	[V]	230.94
	IB (A)	[A]	9.6
	Cosphi		0.90
Cable	Cable cross-sections		3G1.5
	Conductor - Insulator		Cu / EPR/XLPE
	Length (m)	[m]	10
	Iz (A)	[A]	26.0
	dU (%)		1.00
	Work Temp (°C)	[°C]	38.2
	Power loss	[W]	24.52
	K²S²	[A2s]	45929

Protection checks

Overload: protected by **-QF1.9 DS201 C16/0,03-AC** — **Passed**
IB (9.62[A]) <= Ith (16.00[A]) <= Iz (26.00[A]) and If (23.20[A]) <= 1.45*Iz (37.70[A]); Uref=400V

1 2

Short circuit at terminal 1 (current flowing downstream): protected by **-QF1.9 DS201 C16/0,03-AC** — **Passed**
Protection guaranteed up to Ik LN (6.00[kA]), Ik L-PE (6.00[kA]); Uref=400V

Indirect touch at terminal 2 (current flowing downstream): protected by **-QF1.9 DS201 C16/0,03-AC** — **Passed**
Id (0.03[A]) <= Ikmin L-PE (0.43[kA]) and Td (0.04[s]) <= Max tripping time (0.40[s]); Uref=400V

1 2

Short circuit at terminal 2 (current flowing upstream): protected by

Indirect touch at terminal 1 (current flowing upstream): protected by

Protection of Lv Cables

-WC2.1 L7PRR.K02

Load data	Phases - Distribution System		LN / TN-S (L1-N)
	Voltage	[V]	230.94
	IB (A)	[A]	9.6
	Cosphi		0.90
Cable	Cable cross-sections		3G1.5
	Conductor - Insulator		Cu / EPR/XLPE
	Length (m)	[m]	10
	Iz (A)	[A]	26.0
	dU (%)		1.00
	Work Temp (°C)	[°C]	38.2
	Power loss	[W]	24.52
	K²S²	[A2s]	45929

Protection checks

Overload: protected by **-QF2.1 DS201 C16/0,03-AC** — **Passed**
IB (9.62[A]) <= Ith (16.00[A]) <= Iz (26.00[A]) and If (23.20[A]) <= 1.45*Iz (37.70[A]); Uref=400V

1 2

Short circuit at terminal 1 (current flowing downstream): protected by **-QF2.1 DS201 C16/0,03-AC** — **Passed**
Protection guaranteed up to Ik LN (6.00[kA]), Ik L-PE (6.00[kA]); Uref=400V

Indirect touch at terminal 2 (current flowing downstream): protected by **-QF2.1 DS201 C16/0,03-AC** — **Passed**
Id (0.03[A]) <= Ikmin L-PE (0.43[kA]) and Td (0.04[s]) <= Max tripping time (0.40[s]); Uref=400V

1 2

Short circuit at terminal 2 (current flowing upstream): protected by

Indirect touch at terminal 1 (current flowing upstream): protected by

-WC2.2 L8PRR.K02

Load data	Phases - Distribution System		LN / TN-S (L2-N)
	Voltage	[V]	230.94
	IB (A)	[A]	9.6
	Cosphi		0.90
Cable	Cable cross-sections		3G1.5
	Conductor - Insulator		Cu / EPR/XLPE
	Length (m)	[m]	10
	Iz (A)	[A]	26.0
	dU (%)		1.00
	Work Temp (°C)	[°C]	38.2
	Power loss	[W]	24.52
	K²S²	[A2s]	45929

Protection checks

Overload: protected by **-QF2.2 DS201 C16/0,03-AC** — **Passed**
IB (9.62[A]) <= Ith (16.00[A]) <= Iz (26.00[A]) and If (23.20[A]) <= 1.45*Iz (37.70[A]); Uref=400V

1 2

Short circuit at terminal 1 (current flowing downstream): protected by **-QF2.2 DS201 C16/0,03-AC** — **Passed**
Protection guaranteed up to Ik LN (6.00[kA]), Ik L-PE (6.00[kA]); Uref=400V

Indirect touch at terminal 2 (current flowing downstream): protected by **-QF2.2 DS201 C16/0,03-AC** — **Passed**
Id (0.03[A]) <= Ikmin L-PE (0.43[kA]) and Td (0.04[s]) <= Max tripping time (0.40[s]); Uref=400V

1 2

Short circuit at terminal 2 (current flowing upstream): protected by

Indirect touch at terminal 1 (current flowing upstream): protected by

-WC2.3 L9PRR.K02

Load data	Phases - Distribution System		LN / TN-S (L3-N)
	Voltage	[V]	230.94
	IB (A)	[A]	9.6
	Cosphi		0.90
Cable	Cable cross-sections		3G1.5
	Conductor - Insulator		Cu / EPR/XLPE
	Length (m)	[m]	10
	Iz (A)	[A]	26.0
	dU (%)		1.00
	Work Temp (°C)	[°C]	38.2
	Power loss	[W]	24.52
	K²S²	[A2s]	45929

Protection checks

Overload: protected by **-QF2.3 DS201 C16/0,03-AC** — **Passed**
IB (9.62[A]) <= Ith (16.00[A]) <= Iz (26.00[A]) and If (23.20[A]) <= 1.45*Iz (37.70[A]); Uref=400V

1 2

Short circuit at terminal 1 (current flowing downstream): protected by **-QF2.3 DS201 C16/0,03-AC** — **Passed**
Protection guaranteed up to Ik LN (6.00[kA]), Ik L-PE (6.00[kA]); Uref=400V

Indirect touch at terminal 2 (current flowing downstream): protected by **-QF2.3 DS201 C16/0,03-AC** — **Passed**
Id (0.03[A]) <= Ikmin L-PE (0.43[kA]) and Td (0.04[s]) <= Max tripping time (0.40[s]); Uref=400V

1 2

Short circuit at terminal 2 (current flowing upstream): protected by

Indirect touch at terminal 1 (current flowing upstream): protected by

Protection of Lv Cables

-WC2.4 L1NRR.K02

Load data	Phases - Distribution System		LN / TN-S (L1-N)
	Voltage	[V]	230.94
	IB (A)	[A]	4.8
	Cosphi		0.90
Cable	Cable cross-sections		3G1.5
	Conductor - Insulator		Cu / EPR/XLPE
	Length (m)	[m]	10
	Iz (A)	[A]	26.0
	dU (%)		0.49
	Work Temp (°C)	[°C]	32.1
	Power loss	[W]	5.99
	K²S²	[A2s]	45929

Protection checks

Overload: protected by -QF2.4 DS201 C10/0,03-AC IB (4.81[A]) <= Ith (10.00[A]) <= Iz (26.00[A]) and If (14.50[A]) <= 1.45*Iz (37.70[A]); Uref=400V		Passed
Short circuit at terminal 1 (current flowing downstream): protected by -QF2.4 DS201 C10/0,03-AC Protection guaranteed up to Ik LN (6.00[kA]), Ik L-PE (6.00[kA]); Uref=400V	1 2	Passed
Indirect touch at terminal 2 (current flowing downstream): protected by -QF2.4 DS201 C10/0,03-AC Id (0.03[A]) <= Ikmin L-PE (0.43[kA]) and Td (0.04[s]) <= Max tripping time (0.40[s]); Uref=400V		Passed
Short circuit at terminal 2 (current flowing upstream): protected by	1 2	
Indirect touch at terminal 1 (current flowing upstream): protected by		

-WC2.5 L2NRR.K02

Load data	Phases - Distribution System		LN / TN-S (L2-N)
	Voltage	[V]	230.94
	IB (A)	[A]	4.8
	Cosphi		0.90
Cable	Cable cross-sections		3G1.5
	Conductor - Insulator		Cu / EPR/XLPE
	Length (m)	[m]	10
	Iz (A)	[A]	26.0
	dU (%)		0.49
	Work Temp (°C)	[°C]	32.1
	Power loss	[W]	5.99
	K²S²	[A2s]	45929

Protection checks

Overload: protected by -QF2.5 DS201 C10/0,03-AC IB (4.81[A]) <= Ith (10.00[A]) <= Iz (26.00[A]) and If (14.50[A]) <= 1.45*Iz (37.70[A]); Uref=400V		Passed
Short circuit at terminal 1 (current flowing downstream): protected by -QF2.5 DS201 C10/0,03-AC Protection guaranteed up to Ik LN (6.00[kA]), Ik L-PE (6.00[kA]); Uref=400V	1 2	Passed
Indirect touch at terminal 2 (current flowing downstream): protected by -QF2.5 DS201 C10/0,03-AC Id (0.03[A]) <= Ikmin L-PE (0.43[kA]) and Td (0.04[s]) <= Max tripping time (0.40[s]); Uref=400V		Passed
Short circuit at terminal 2 (current flowing upstream): protected by	1 2	
Indirect touch at terminal 1 (current flowing upstream): protected by		

-WC2.6 L3NRR.K02

Load data	Phases - Distribution System		LN / TN-S (L3-N)
	Voltage	[V]	230.94
	IB (A)	[A]	4.8
	Cosphi		0.90
Cable	Cable cross-sections		3G1.5
	Conductor - Insulator		Cu / EPR/XLPE
	Length (m)	[m]	10
	Iz (A)	[A]	26.0
	dU (%)		0.49
	Work Temp (°C)	[°C]	32.1
	Power loss	[W]	5.99
	K²S²	[A2s]	45929

Protection checks

Overload: protected by -QF2.6 DS201 C10/0,03-AC IB (4.81[A]) <= Ith (10.00[A]) <= Iz (26.00[A]) and If (14.50[A]) <= 1.45*Iz (37.70[A]); Uref=400V		Passed
Short circuit at terminal 1 (current flowing downstream): protected by -QF2.6 DS201 C10/0,03-AC Protection guaranteed up to Ik LN (6.00[kA]), Ik L-PE (6.00[kA]); Uref=400V	1 2	Passed
Indirect touch at terminal 2 (current flowing downstream): protected by -QF2.6 DS201 C10/0,03-AC Id (0.03[A]) <= Ikmin L-PE (0.43[kA]) and Td (0.04[s]) <= Max tripping time (0.40[s]); Uref=400V		Passed
Short circuit at terminal 2 (current flowing upstream): protected by	1 2	
Indirect touch at terminal 1 (current flowing upstream): protected by		

Protection of Lv Cables

-WC2.7 L4NRR.K02

Load data	Phases - Distribution System		LN / TN-S (L1-N)
	Voltage	[V]	230.94
	IB (A)	[A]	4.8
	Cosphi		0.90
Cable	Cable cross-sections		3G1.5
	Conductor - Insulator		Cu / EPR/XLPE
	Length (m)	[m]	10
	Iz (A)	[A]	26.0
	dU (%)		0.49
	Work Temp (°C)	[°C]	32.1
	Power loss	[W]	5.99
	K²S²	[A2s]	45929

Protection checks

	Overload: protected by -QF2.7 DS201 C10/0,03-AC IB (4.81[A]) <= Ith (10.00[A]) <= Iz (26.00[A]) and If (14.50[A]) <= 1.45*Iz (37.70[A]); Uref=400V	Passed
1 2	**Short circuit at terminal 1 (current flowing downstream): protected by** -QF2.7 DS201 C10/0,03-AC Protection guaranteed up to Ik LN (6.00[kA]), Ik L-PE (6.00[kA]); Uref=400V	Passed
	Indirect touch at terminal 2 (current flowing downstream): protected by -QF2.7 DS201 C10/0,03-AC Id (0.03[A]) <= Ikmin L-PE (0.43[kA]) and Td (0.04[s]) <= Max tripping time (0.40[s]); Uref=400V	Passed
1 2	**Short circuit at terminal 2 (current flowing upstream): protected by**	
	Indirect touch at terminal 1 (current flowing upstream): protected by	

-WC2.8 L5NRR.K02

Load data	Phases - Distribution System		LN / TN-S (L2-N)
	Voltage	[V]	230.94
	IB (A)	[A]	4.8
	Cosphi		0.90
Cable	Cable cross-sections		3G1.5
	Conductor - Insulator		Cu / EPR/XLPE
	Length (m)	[m]	10
	Iz (A)	[A]	26.0
	dU (%)		0.49
	Work Temp (°C)	[°C]	32.1
	Power loss	[W]	5.99
	K²S²	[A2s]	45929

Protection checks

	Overload: protected by -QF2.8 DS201 C10/0,03-AC IB (4.81[A]) <= Ith (10.00[A]) <= Iz (26.00[A]) and If (14.50[A]) <= 1.45*Iz (37.70[A]); Uref=400V	Passed
1 2	**Short circuit at terminal 1 (current flowing downstream): protected by** -QF2.8 DS201 C10/0,03-AC Protection guaranteed up to Ik LN (5.99[kA]), Ik L-PE (5.99[kA]); Uref=400V	Passed
	Indirect touch at terminal 2 (current flowing downstream): protected by -QF2.8 DS201 C10/0,03-AC Id (0.03[A]) <= Ikmin L-PE (0.43[kA]) and Td (0.04[s]) <= Max tripping time (0.40[s]); Uref=400V	Passed
1 2	**Short circuit at terminal 2 (current flowing upstream): protected by**	
	Indirect touch at terminal 1 (current flowing upstream): protected by	

-WC2.9 L6NRR.K02

Load data	Phases - Distribution System		LN / TN-S (L3-N)
	Voltage	[V]	230.94
	IB (A)	[A]	4.8
	Cosphi		0.90
Cable	Cable cross-sections		3G1.5
	Conductor - Insulator		Cu / EPR/XLPE
	Length (m)	[m]	10
	Iz (A)	[A]	26.0
	dU (%)		0.49
	Work Temp (°C)	[°C]	32.1
	Power loss	[W]	5.99
	K²S²	[A2s]	45929

Protection checks

	Overload: protected by -QF2.9 DS201 C10/0,03-AC IB (4.81[A]) <= Ith (10.00[A]) <= Iz (26.00[A]) and If (14.50[A]) <= 1.45*Iz (37.70[A]); Uref=400V	Passed
1 2	**Short circuit at terminal 1 (current flowing downstream): protected by** -QF2.9 DS201 C10/0,03-AC Protection guaranteed up to Ik LN (5.99[kA]), Ik L-PE (5.99[kA]); Uref=400V	Passed
	Indirect touch at terminal 2 (current flowing downstream): protected by -QF2.9 DS201 C10/0,03-AC Id (0.03[A]) <= Ikmin L-PE (0.43[kA]) and Td (0.04[s]) <= Max tripping time (0.40[s]); Uref=400V	Passed
1 2	**Short circuit at terminal 2 (current flowing upstream): protected by**	
	Indirect touch at terminal 1 (current flowing upstream): protected by	

Protection of Lv Cables

-WC3.2 REZERVE

Load data	Phases - Distribution System		LN / TN-S (L1-N)
	Voltage	[V]	230.94
	IB (A)	[A]	9.6
	Cosphi		0.90
Cable	Cable cross-sections		3G1.5
	Conductor - Insulator		Cu / EPR/XLPE
	Length (m)	[m]	10
	Iz (A)	[A]	26.0
	dU (%)		1.00
	Work Temp (°C)	[°C]	38.2
	Power loss	[W]	24.52
	K²S²	[A2s]	45929

Protection checks

Overload: protected by -QF3.2 DS201 C16/0,03-AC IB (9.62[A]) <= Ith (16.00[A]) <= Iz (26.00[A]) and If (23.20[A]) <= 1.45*Iz (37.70[A]); Uref=400V		Passed
1 2	**Short circuit at terminal 1 (current flowing downstream): protected by** -QF3.2 DS201 C16/0,03-AC Protection guaranteed up to Ik LN (6.00[kA]), Ik L-PE (6.00[kA]); Uref=400V	Passed
	Indirect touch at terminal 2 (current flowing downstream): protected by -QF3.2 DS201 C16/0,03-AC Id (0.03[A]) <= Ikmin L-PE (0.43[kA]) and Td (0.04[s]) <= Max tripping time (0.40[s]); Uref=400V	Passed
1 2	**Short circuit at terminal 2 (current flowing upstream): protected by**	
	Indirect touch at terminal 1 (current flowing upstream): protected by	

-WC3.3 REZERVE

Load data	Phases - Distribution System		LN / TN-S (L2-N)
	Voltage	[V]	230.94
	IB (A)	[A]	9.6
	Cosphi		0.90
Cable	Cable cross-sections		3G1.5
	Conductor - Insulator		Cu / EPR/XLPE
	Length (m)	[m]	10
	Iz (A)	[A]	26.0
	dU (%)		1.00
	Work Temp (°C)	[°C]	38.2
	Power loss	[W]	24.52
	K²S²	[A2s]	45929

Protection checks

Overload: protected by -QF3.3 DS201 C16/0,03-AC IB (9.62[A]) <= Ith (16.00[A]) <= Iz (26.00[A]) and If (23.20[A]) <= 1.45*Iz (37.70[A]); Uref=400V		Passed
1 2	**Short circuit at terminal 1 (current flowing downstream): protected by** -QF3.3 DS201 C16/0,03-AC Protection guaranteed up to Ik LN (6.00[kA]), Ik L-PE (6.00[kA]); Uref=400V	Passed
	Indirect touch at terminal 2 (current flowing downstream): protected by -QF3.3 DS201 C16/0,03-AC Id (0.03[A]) <= Ikmin L-PE (0.43[kA]) and Td (0.04[s]) <= Max tripping time (0.40[s]); Uref=400V	Passed
1 2	**Short circuit at terminal 2 (current flowing upstream): protected by**	
	Indirect touch at terminal 1 (current flowing upstream): protected by	

-WC3.4 REZERVE

Load data	Phases - Distribution System		LN / TN-S (L3-N)
	Voltage	[V]	230.94
	IB (A)	[A]	9.6
	Cosphi		0.90
Cable	Cable cross-sections		3G1.5
	Conductor - Insulator		Cu / EPR/XLPE
	Length (m)	[m]	10
	Iz (A)	[A]	26.0
	dU (%)		1.00
	Work Temp (°C)	[°C]	38.2
	Power loss	[W]	24.52
	K²S²	[A2s]	45929

Protection checks

Overload: protected by -QF3.4 DS201 C16/0,03-AC IB (9.62[A]) <= Ith (16.00[A]) <= Iz (26.00[A]) and If (23.20[A]) <= 1.45*Iz (37.70[A]); Uref=400V		Passed
1 2	**Short circuit at terminal 1 (current flowing downstream): protected by** -QF3.4 DS201 C16/0,03-AC Protection guaranteed up to Ik LN (6.00[kA]), Ik L-PE (6.00[kA]); Uref=400V	Passed
	Indirect touch at terminal 2 (current flowing downstream): protected by -QF3.4 DS201 C16/0,03-AC Id (0.03[A]) <= Ikmin L-PE (0.43[kA]) and Td (0.04[s]) <= Max tripping time (0.40[s]); Uref=400V	Passed
1 2	**Short circuit at terminal 2 (current flowing upstream): protected by**	
	Indirect touch at terminal 1 (current flowing upstream): protected by	

Protection of Lv Cables

-WC3.5 REZERVE

Load data	Phases - Distribution System		LN / TN-S (L1-N)
	Voltage	[V]	230.94
	IB (A)	[A]	4.8
	Cosphi		0.90
Cable	Cable cross-sections		3G1.5
	Conductor - Insulator		Cu / EPR/XLPE
	Length (m)	[m]	10
	Iz (A)	[A]	26.0
	dU (%)		0.49
	Work Temp (°C)	[°C]	32.1
	Power loss	[W]	5.99
	K²S²	[A2s]	45929

Protection checks

Overload: protected by **-QF3.5 DS201 C10/0,03-AC** — **Passed**
IB (4.81[A]) <= Ith (10.00[A]) <= Iz (26.00[A]) and If (14.50[A]) <= 1.45*Iz (37.70[A]); Uref=400V

Short circuit at terminal 1 (current flowing downstream): protected by **-QF3.5 DS201 C10/0,03-AC** — **Passed**
Protection guaranteed up to Ik LN (6.00[kA]), Ik L-PE (6.00[kA]); Uref=400V

Indirect touch at terminal 2 (current flowing downstream): protected by **-QF3.5 DS201 C10/0,03-AC** — **Passed**
Id (0.03[A]) <= Ikmin L-PE (0.43[kA]) and Td (0.04[s]) <= Max tripping time (0.40[s]); Uref=400V

Short circuit at terminal 2 (current flowing upstream): protected by

Indirect touch at terminal 1 (current flowing upstream): protected by

-WC4.4 L1PU.K02

Load data	Phases - Distribution System		LN / TN-S (L1-N)
	Voltage	[V]	230.94
	IB (A)	[A]	9.6
	Cosphi		0.90
Cable	Cable cross-sections		3G1.5
	Conductor - Insulator		Cu / EPR/XLPE
	Length (m)	[m]	10
	Iz (A)	[A]	26.0
	dU (%)		1.00
	Work Temp (°C)	[°C]	38.2
	Power loss	[W]	24.52
	K²S²	[A2s]	45929

Protection checks

Overload: protected by **-QF4.4 DS201 C16/0,03-AC** — **Passed**
IB (9.62[A]) <= Ith (16.00[A]) <= Iz (26.00[A]) and If (23.20[A]) <= 1.45*Iz (37.70[A]); Uref=400V

Short circuit at terminal 1 (current flowing downstream): protected by **-QF4.4 DS201 C16/0,03-AC** — **Passed**
Protection guaranteed up to Ik LN (5.99[kA]), Ik L-PE (5.99[kA]); Uref=400V

Indirect touch at terminal 2 (current flowing downstream): protected by **-QF4.4 DS201 C16/0,03-AC** — **Passed**
Id (0.03[A]) <= Ikmin L-PE (0.43[kA]) and Td (0.04[s]) <= Max tripping time (0.40[s]); Uref=400V

Short circuit at terminal 2 (current flowing upstream): protected by

Indirect touch at terminal 1 (current flowing upstream): protected by

-WC4.5 L2PU.K02

Load data	Phases - Distribution System		LN / TN-S (L2-N)
	Voltage	[V]	230.94
	IB (A)	[A]	9.6
	Cosphi		0.90
Cable	Cable cross-sections		3G1.5
	Conductor - Insulator		Cu / EPR/XLPE
	Length (m)	[m]	10
	Iz (A)	[A]	26.0
	dU (%)		1.00
	Work Temp (°C)	[°C]	38.2
	Power loss	[W]	24.52
	K²S²	[A2s]	45929

Protection checks

Overload: protected by **-QF4.5 DS201 C16/0,03-AC** — **Passed**
IB (9.62[A]) <= Ith (16.00[A]) <= Iz (26.00[A]) and If (23.20[A]) <= 1.45*Iz (37.70[A]); Uref=400V

Short circuit at terminal 1 (current flowing downstream): protected by **-QF4.5 DS201 C16/0,03-AC** — **Passed**
Protection guaranteed up to Ik LN (5.99[kA]), Ik L-PE (5.99[kA]); Uref=400V

Indirect touch at terminal 2 (current flowing downstream): protected by **-QF4.5 DS201 C16/0,03-AC** — **Passed**
Id (0.03[A]) <= Ikmin L-PE (0.43[kA]) and Td (0.04[s]) <= Max tripping time (0.40[s]); Uref=400V

Short circuit at terminal 2 (current flowing upstream): protected by

Indirect touch at terminal 1 (current flowing upstream): protected by

Protection of Lv Cables

-WC4.6 L3PU.K02

Load data	Phases - Distribution System		LN / TN-S (L3-N)
	Voltage	[V]	230.94
	IB (A)	[A]	9.6
	Cosphi		0.90
Cable	Cable cross-sections		3G1.5
	Conductor - Insulator		Cu / EPR/XLPE
	Length (m)	[m]	10
	Iz (A)	[A]	26.0
	dU (%)		1.00
	Work Temp (°C)	[°C]	38.2
	Power loss	[W]	24.52
	K²S²	[A2s]	45929

Protection checks

Overload: protected by -QF4.6 DS201 C16/0,03-AC IB (9.62[A]) <= Ith (16.00[A]) <= Iz (26.00[A]) and If (23.20[A]) <= 1.45*Iz (37.70[A]); Uref=400V		Passed
Short circuit at terminal 1 (current flowing downstream): protected by -QF4.6 DS201 C16/0,03-AC Protection guaranteed up to Ik LN (5.99[kA]), Ik L-PE (5.99[kA]); Uref=400V	1 2	Passed
Indirect touch at terminal 2 (current flowing downstream): protected by -QF4.6 DS201 C16/0,03-AC Id (0.03[A]) <= Ikmin L-PE (0.43[kA]) and Td (0.04[s]) <= Max tripping time (0.40[s]); Uref=400V		Passed
Short circuit at terminal 2 (current flowing upstream): protected by	1 2	
Indirect touch at terminal 1 (current flowing upstream): protected by		

-WC4.7 L4PU.K02

Load data	Phases - Distribution System		LN / TN-S (L1-N)
	Voltage	[V]	230.94
	IB (A)	[A]	9.6
	Cosphi		0.90
Cable	Cable cross-sections		3G1.5
	Conductor - Insulator		Cu / EPR/XLPE
	Length (m)	[m]	10
	Iz (A)	[A]	26.0
	dU (%)		1.00
	Work Temp (°C)	[°C]	38.2
	Power loss	[W]	24.52
	K²S²	[A2s]	45929

Protection checks

Overload: protected by -QF4.7 DS201 C16/0,03-AC IB (9.62[A]) <= Ith (16.00[A]) <= Iz (26.00[A]) and If (23.20[A]) <= 1.45*Iz (37.70[A]); Uref=400V		Passed
Short circuit at terminal 1 (current flowing downstream): protected by -QF4.7 DS201 C16/0,03-AC Protection guaranteed up to Ik LN (5.99[kA]), Ik L-PE (5.99[kA]); Uref=400V	1 2	Passed
Indirect touch at terminal 2 (current flowing downstream): protected by -QF4.7 DS201 C16/0,03-AC Id (0.03[A]) <= Ikmin L-PE (0.43[kA]) and Td (0.04[s]) <= Max tripping time (0.40[s]); Uref=400V		Passed
Short circuit at terminal 2 (current flowing upstream): protected by	1 2	
Indirect touch at terminal 1 (current flowing upstream): protected by		

-WC4.8 L5PU.K02

Load data	Phases - Distribution System		LN / TN-S (L2-N)
	Voltage	[V]	230.94
	IB (A)	[A]	9.6
	Cosphi		0.90
Cable	Cable cross-sections		3G1.5
	Conductor - Insulator		Cu / EPR/XLPE
	Length (m)	[m]	10
	Iz (A)	[A]	26.0
	dU (%)		1.00
	Work Temp (°C)	[°C]	38.2
	Power loss	[W]	24.52
	K²S²	[A2s]	45929

Protection checks

Overload: protected by -QF4.8 DS201 C16/0,03-AC IB (9.62[A]) <= Ith (16.00[A]) <= Iz (26.00[A]) and If (23.20[A]) <= 1.45*Iz (37.70[A]); Uref=400V		Passed
Short circuit at terminal 1 (current flowing downstream): protected by -QF4.8 DS201 C16/0,03-AC Protection guaranteed up to Ik LN (5.99[kA]), Ik L-PE (5.99[kA]); Uref=400V	1 2	Passed
Indirect touch at terminal 2 (current flowing downstream): protected by -QF4.8 DS201 C16/0,03-AC Id (0.03[A]) <= Ikmin L-PE (0.43[kA]) and Td (0.04[s]) <= Max tripping time (0.40[s]); Uref=400V		Passed
Short circuit at terminal 2 (current flowing upstream): protected by	1 2	
Indirect touch at terminal 1 (current flowing upstream): protected by		

Protection of Lv Cables

-WC4.9 L6PU.K02

Load data	Phases - Distribution System		LN / TN-S (L3-N)
	Voltage	[V]	230.94
	IB (A)	[A]	9.6
	Cosphi		0.90
Cable	Cable cross-sections		3G1.5
	Conductor - Insulator		Cu / EPR/XLPE
	Length (m)	[m]	10
	Iz (A)	[A]	26.0
	dU (%)		1.00
	Work Temp (°C)	[°C]	38.2
	Power loss	[W]	24.52
	K²S²	[A2s]	45929

Protection checks

Overload: protected by **-QF4.9 DS201 C16/0,03-AC** — **Passed**
IB (9.62[A]) <= Ith (16.00[A]) <= Iz (26.00[A]) and If (23.20[A]) <= 1.45*Iz (37.70[A]); Uref=400V

1 2 — **Short circuit at terminal 1 (current flowing downstream): protected by** **-QF4.9 DS201 C16/0,03-AC** — **Passed**
Protection guaranteed up to Ik LN (5.99[kA]), Ik L-PE (5.99[kA]); Uref=400V

Indirect touch at terminal 2 (current flowing downstream): protected by **-QF4.9 DS201 C16/0,03-AC** — **Passed**
Id (0.03[A]) <= Ikmin L-PE (0.43[kA]) and Td (0.04[s]) <= Max tripping time (0.40[s]); Uref=400V

1 2 — **Short circuit at terminal 2 (current flowing upstream): protected by**

Indirect touch at terminal 1 (current flowing upstream): protected by

-WC5.1 L7PU.K02

Load data	Phases - Distribution System		LN / TN-S (L1-N)
	Voltage	[V]	230.94
	IB (A)	[A]	9.6
	Cosphi		0.90
Cable	Cable cross-sections		3G1.5
	Conductor - Insulator		Cu / EPR/XLPE
	Length (m)	[m]	10
	Iz (A)	[A]	26.0
	dU (%)		1.00
	Work Temp (°C)	[°C]	38.2
	Power loss	[W]	24.52
	K²S²	[A2s]	45929

Protection checks

Overload: protected by **-QF5.1 DS201 C16/0,03-AC** — **Passed**
IB (9.62[A]) <= Ith (16.00[A]) <= Iz (26.00[A]) and If (23.20[A]) <= 1.45*Iz (37.70[A]); Uref=400V

1 2 — **Short circuit at terminal 1 (current flowing downstream): protected by** **-QF5.1 DS201 C16/0,03-AC** — **Passed**
Protection guaranteed up to Ik LN (5.99[kA]), Ik L-PE (5.99[kA]); Uref=400V

Indirect touch at terminal 2 (current flowing downstream): protected by **-QF5.1 DS201 C16/0,03-AC** — **Passed**
Id (0.03[A]) <= Ikmin L-PE (0.43[kA]) and Td (0.04[s]) <= Max tripping time (0.40[s]); Uref=400V

1 2 — **Short circuit at terminal 2 (current flowing upstream): protected by**

Indirect touch at terminal 1 (current flowing upstream): protected by

-WC5.2 L8PU.K02

Load data	Phases - Distribution System		LN / TN-S (L2-N)
	Voltage	[V]	230.94
	IB (A)	[A]	9.6
	Cosphi		0.90
Cable	Cable cross-sections		3G1.5
	Conductor - Insulator		Cu / EPR/XLPE
	Length (m)	[m]	10
	Iz (A)	[A]	26.0
	dU (%)		1.00
	Work Temp (°C)	[°C]	38.2
	Power loss	[W]	24.52
	K²S²	[A2s]	45929

Protection checks

Overload: protected by **-QF5.2 DS201 C16/0,03-AC** — **Passed**
IB (9.62[A]) <= Ith (16.00[A]) <= Iz (26.00[A]) and If (23.20[A]) <= 1.45*Iz (37.70[A]); Uref=400V

1 2 — **Short circuit at terminal 1 (current flowing downstream): protected by** **-QF5.2 DS201 C16/0,03-AC** — **Passed**
Protection guaranteed up to Ik LN (5.99[kA]), Ik L-PE (5.99[kA]); Uref=400V

Indirect touch at terminal 2 (current flowing downstream): protected by **-QF5.2 DS201 C16/0,03-AC** — **Passed**
Id (0.03[A]) <= Ikmin L-PE (0.43[kA]) and Td (0.04[s]) <= Max tripping time (0.40[s]); Uref=400V

1 2 — **Short circuit at terminal 2 (current flowing upstream): protected by**

Indirect touch at terminal 1 (current flowing upstream): protected by

Protection of Lv Cables

-WC5.3 L9PU.K02

Load data	Phases - Distribution System		LN / TN-S (L3-N)
	Voltage	[V]	230.94
	IB (A)	[A]	9.6
	Cosphi		0.90
Cable	Cable cross-sections		3G1.5
	Conductor - Insulator		Cu / EPR/XLPE
	Length (m)	[m]	10
	Iz (A)	[A]	26.0
	dU (%)		1.00
	Work Temp (°C)	[°C]	38.2
	Power loss	[W]	24.52
	K²S²	[A2s]	45929

Protection checks

Overload: protected by **-QF5.3 DS201 C16/0,03-AC** — **Passed**
IB (9.62[A]) <= Ith (16.00[A]) <= Iz (26.00[A]) and If (23.20[A]) <= 1.45*Iz (37.70[A]); Uref=400V

1 2

Short circuit at terminal 1 (current flowing downstream): protected by **-QF5.3 DS201 C16/0,03-AC** — **Passed**
Protection guaranteed up to Ik LN (5.99[kA]), Ik L-PE (5.99[kA]); Uref=400V

Indirect touch at terminal 2 (current flowing downstream): protected by **-QF5.3 DS201 C16/0,03-AC** — **Passed**
Id (0.03[A]) <= Ikmin L-PE (0.43[kA]) and Td (0.04[s]) <= Max tripping time (0.40[s]); Uref=400V

1 2

Short circuit at terminal 2 (current flowing upstream): protected by

Indirect touch at terminal 1 (current flowing upstream): protected by

-WC5.4 L10PU.K02

Load data	Phases - Distribution System		LN / TN-S (L1-N)
	Voltage	[V]	230.94
	IB (A)	[A]	9.6
	Cosphi		0.90
Cable	Cable cross-sections		3G1.5
	Conductor - Insulator		Cu / EPR/XLPE
	Length (m)	[m]	10
	Iz (A)	[A]	26.0
	dU (%)		1.00
	Work Temp (°C)	[°C]	38.2
	Power loss	[W]	24.52
	K²S²	[A2s]	45929

Protection checks

Overload: protected by **-QF5.4 DS201 C16/0,03-AC** — **Passed**
IB (9.62[A]) <= Ith (16.00[A]) <= Iz (26.00[A]) and If (23.20[A]) <= 1.45*Iz (37.70[A]); Uref=400V

1 2

Short circuit at terminal 1 (current flowing downstream): protected by **-QF5.4 DS201 C16/0,03-AC** — **Passed**
Protection guaranteed up to Ik LN (5.99[kA]), Ik L-PE (5.99[kA]); Uref=400V

Indirect touch at terminal 2 (current flowing downstream): protected by **-QF5.4 DS201 C16/0,03-AC** — **Passed**
Id (0.03[A]) <= Ikmin L-PE (0.43[kA]) and Td (0.04[s]) <= Max tripping time (0.40[s]); Uref=400V

1 2

Short circuit at terminal 2 (current flowing upstream): protected by

Indirect touch at terminal 1 (current flowing upstream): protected by

-WC5.5 RACK

Load data	Phases - Distribution System		LN / TN-S (L2-N)
	Voltage	[V]	230.94
	IB (A)	[A]	9.6
	Cosphi		0.90
Cable	Cable cross-sections		3G1.5
	Conductor - Insulator		Cu / EPR/XLPE
	Length (m)	[m]	10
	Iz (A)	[A]	26.0
	dU (%)		1.00
	Work Temp (°C)	[°C]	38.2
	Power loss	[W]	24.52
	K²S²	[A2s]	45929

Protection checks

Overload: protected by **-QF5.5 DS201 C20/0,03-AC** — **Passed**
IB (9.62[A]) <= Ith (20.00[A]) <= Iz (26.00[A]) and If (29.00[A]) <= 1.45*Iz (37.70[A]); Uref=400V

1 2

Short circuit at terminal 1 (current flowing downstream): protected by **-QF5.5 DS201 C20/0,03-AC** — **Passed**
Protection guaranteed up to Ik LN (5.99[kA]), Ik L-PE (5.99[kA]); Uref=400V

Indirect touch at terminal 2 (current flowing downstream): protected by **-QF5.5 DS201 C20/0,03-AC** — **Passed**
Id (0.03[A]) <= Ikmin L-PE (0.43[kA]) and Td (0.04[s]) <= Max tripping time (0.40[s]); Uref=400V

1 2

Short circuit at terminal 2 (current flowing upstream): protected by

Indirect touch at terminal 1 (current flowing upstream): protected by

Protection of Lv Cables

-WC5.6 REZERVE

Load data	Phases - Distribution System		LN / TN-S (L3-N)
	Voltage	[V]	230.94
	IB (A)	[A]	9.6
	Cosphi		0.90
Cable	Cable cross-sections		3G1.5
	Conductor - Insulator		Cu / EPR/XLPE
	Length (m)	[m]	10
	Iz (A)	[A]	26.0
	dU (%)		1.00
	Work Temp (°C)	[°C]	38.2
	Power loss	[W]	24.52
	K²S²	[A2s]	45929

Protection checks

Overload: protected by -QF5.6 DS201 C16/0,03-AC IB (9.62[A]) <= Ith (16.00[A]) <= Iz (26.00[A]) and If (23.20[A]) <= 1.45*Iz (37.70[A]); Uref=400V		Passed
Short circuit at terminal 1 (current flowing downstream): protected by -QF5.6 DS201 C16/0,03-AC Protection guaranteed up to Ik LN (5.99[kA]), Ik L-PE (5.99[kA]); Uref=400V	1 2	Passed
Indirect touch at terminal 2 (current flowing downstream): protected by -QF5.6 DS201 C16/0,03-AC Id (0.03[A]) <= Ikmin L-PE (0.43[kA]) and Td (0.04[s]) <= Max tripping time (0.40[s]); Uref=400V		Passed
Short circuit at terminal 2 (current flowing upstream): protected by	1 2	
Indirect touch at terminal 1 (current flowing upstream): protected by		

-WC5.7 REZERVE

Load data	Phases - Distribution System		LN / TN-S (L1-N)
	Voltage	[V]	230.94
	IB (A)	[A]	9.6
	Cosphi		0.90
Cable	Cable cross-sections		3G1.5
	Conductor - Insulator		Cu / EPR/XLPE
	Length (m)	[m]	10
	Iz (A)	[A]	26.0
	dU (%)		1.00
	Work Temp (°C)	[°C]	38.2
	Power loss	[W]	24.52
	K²S²	[A2s]	45929

Protection checks

Overload: protected by -QF5.7 DS201 C16/0,03-AC IB (9.62[A]) <= Ith (16.00[A]) <= Iz (26.00[A]) and If (23.20[A]) <= 1.45*Iz (37.70[A]); Uref=400V		Passed
Short circuit at terminal 1 (current flowing downstream): protected by -QF5.7 DS201 C16/0,03-AC Protection guaranteed up to Ik LN (5.99[kA]), Ik L-PE (5.99[kA]); Uref=400V	1 2	Passed
Indirect touch at terminal 2 (current flowing downstream): protected by -QF5.7 DS201 C16/0,03-AC Id (0.03[A]) <= Ikmin L-PE (0.43[kA]) and Td (0.04[s]) <= Max tripping time (0.40[s]); Uref=400V		Passed
Short circuit at terminal 2 (current flowing upstream): protected by	1 2	
Indirect touch at terminal 1 (current flowing upstream): protected by		

-WC5.8 REZERVE

Load data	Phases - Distribution System		LN / TN-S (L2-N)
	Voltage	[V]	230.94
	IB (A)	[A]	9.6
	Cosphi		0.90
Cable	Cable cross-sections		3G1.5
	Conductor - Insulator		Cu / EPR/XLPE
	Length (m)	[m]	10
	Iz (A)	[A]	26.0
	dU (%)		1.00
	Work Temp (°C)	[°C]	38.2
	Power loss	[W]	24.52
	K²S²	[A2s]	45929

Protection checks

Overload: protected by -QF5.8 DS201 C16/0,03-AC IB (9.62[A]) <= Ith (16.00[A]) <= Iz (26.00[A]) and If (23.20[A]) <= 1.45*Iz (37.70[A]); Uref=400V		Passed
Short circuit at terminal 1 (current flowing downstream): protected by -QF5.8 DS201 C16/0,03-AC Protection guaranteed up to Ik LN (5.99[kA]), Ik L-PE (5.99[kA]); Uref=400V	1 2	Passed
Indirect touch at terminal 2 (current flowing downstream): protected by -QF5.8 DS201 C16/0,03-AC Id (0.03[A]) <= Ikmin L-PE (0.43[kA]) and Td (0.04[s]) <= Max tripping time (0.40[s]); Uref=400V		Passed
Short circuit at terminal 2 (current flowing upstream): protected by	1 2	
Indirect touch at terminal 1 (current flowing upstream): protected by		

Protection of Lv Cables

-WC5.9 REZERVE

Load data	Phases - Distribution System		LN / TN-S (L3-N)
	Voltage	[V]	230.94
	IB (A)	[A]	9.6
	Cosphi		0.90
Cable	Cable cross-sections		3G1.5
	Conductor - Insulator		Cu / EPR/XLPE
	Length (m)	[m]	10
	Iz (A)	[A]	26.0
	dU (%)		1.00
	Work Temp (°C)	[°C]	38.2
	Power loss	[W]	24.52
	K²S²	[A2s]	45929

Protection checks

Overload: protected by **-QF5.9 DS201 C16/0,03-AC** — **Passed**

IB (9.62[A]) <= Ith (16.00[A]) <= Iz (26.00[A]) and If (23.20[A]) <= 1.45*Iz (37.70[A]); Uref=400V

1 2

Short circuit at terminal 1 (current flowing downstream): protected by **-QF5.9 DS201 C16/0,03-AC** — **Passed**

Protection guaranteed up to Ik LN (5.99[kA]), Ik L-PE (5.99[kA]); Uref=400V

Indirect touch at terminal 2 (current flowing downstream): protected by **-QF5.9 DS201 C16/0,03-AC** — **Passed**

Id (0.03[A]) <= Ikmin L-PE (0.43[kA]) and Td (0.04[s]) <= Max tripping time (0.40[s]); Uref=400V

1 2

Short circuit at terminal 2 (current flowing upstream): protected by

Indirect touch at terminal 1 (current flowing upstream): protected by

Load data	Phases - Distribution System		
	Voltage	[V]	
	IB (A)	[A]	
	Cosphi		
Cable	Cable cross-sections		
	Conductor - Insulator		
	Length (m)	[m]	
	Iz (A)	[A]	
	dU (%)		
	Work Temp (°C)	[°C]	
	Power loss	[W]	
	K²S²	[A2s]	

Protection checks

Overload: protected by

1 2

Short circuit at terminal 1 (current flowing downstream): protected by

Indirect touch at terminal 2 (current flowing downstream): protected by

1 2

Short circuit at terminal 2 (current flowing upstream): protected by

Indirect touch at terminal 1 (current flowing upstream): protected by

Load data	Phases - Distribution System		
	Voltage	[V]	
	IB (A)	[A]	
	Cosphi		
Cable	Cable cross-sections		
	Conductor - Insulator		
	Length (m)	[m]	
	Iz (A)	[A]	
	dU (%)		
	Work Temp (°C)	[°C]	
	Power loss	[W]	
	K²S²	[A2s]	

Protection checks

Overload: protected by

1 2

Short circuit at terminal 1 (current flowing downstream): protected by

Indirect touch at terminal 2 (current flowing downstream): protected by

1 2

Short circuit at terminal 2 (current flowing upstream): protected by

Indirect touch at terminal 1 (current flowing upstream): protected by

List of LV devices

Sign	Part code	Type	RCD code	RCD type	User description 1	User description 2
-QF1.3	2CDS274001R0634	S204M-C63			KRYESORI	RRJET-GJENERATOR
-QF1.4	2CSR255040R1164	DS201 C16/0,03-AC			L1PRR.K02	
-QF1.5	2CSR255040R1164	DS201 C16/0,03-AC			L2PRR.K02	
-QF1.6	2CSR255040R1164	DS201 C16/0,03-AC			L3PRR.K02	
-QF1.7	2CSR255040R1164	DS201 C16/0,03-AC			L4PRR.K02	
-QF1.8	2CSR255040R1164	DS201 C16/0,03-AC			L5PRR.K02	
-QF1.9	2CSR255040R1164	DS201 C16/0,03-AC			L6PRR.K02	
-QF2.1	2CSR255040R1164	DS201 C16/0,03-AC			L7PRR.K02	
-QF2.2	2CSR255040R1164	DS201 C16/0,03-AC			L8PRR.K02	
-QF2.3	2CSR255040R1164	DS201 C16/0,03-AC			L9PRR.K02	
-QF2.4	2CSR255040R1104	DS201 C10/0,03-AC			L1NRR.K02	
-QF2.5	2CSR255040R1104	DS201 C10/0,03-AC			L2NRR.K02	
-QF2.6	2CSR255040R1104	DS201 C10/0,03-AC			L3NRR.K02	
-QF2.7	2CSR255040R1104	DS201 C10/0,03-AC			L4NRR.K02	
-QF2.8	2CSR255040R1104	DS201 C10/0,03-AC			L5NRR.K02	
-QF2.9	2CSR255040R1104	DS201 C10/0,03-AC			L6NRR.K02	
-QF3.2	2CSR255040R1164	DS201 C16/0,03-AC			REZERVE	
-QF3.3	2CSR255040R1164	DS201 C16/0,03-AC			REZERVE	
-QF3.4	2CSR255040R1164	DS201 C16/0,03-AC			REZERVE	
-QF3.5	2CSR255040R1104	DS201 C10/0,03-AC			REZERVE	
-QF4.3	2CDS284001R0404	S204P-C40			KRYESORI	UPS
-QF4.4	2CSR255040R1164	DS201 C16/0,03-AC			L1PU.K02	
-QF4.5	2CSR255040R1164	DS201 C16/0,03-AC			L2PU.K02	
-QF4.6	2CSR255040R1164	DS201 C16/0,03-AC			L3PU.K02	
-QF4.7	2CSR255040R1164	DS201 C16/0,03-AC			L4PU.K02	
-QF4.8	2CSR255040R1164	DS201 C16/0,03-AC			L5PU.K02	
-QF4.9	2CSR255040R1164	DS201 C16/0,03-AC			L6PU.K02	
-QF5.1	2CSR255040R1164	DS201 C16/0,03-AC			L7PU.K02	
-QF5.2	2CSR255040R1164	DS201 C16/0,03-AC			L8PU.K02	
-QF5.3	2CSR255040R1164	DS201 C16/0,03-AC			L9PU.K02	
-QF5.4	2CSR255040R1164	DS201 C16/0,03-AC			L10PU.K02	
-QF5.5	2CSR255040R1204	DS201 C20/0,03-AC			RACK	
-QF5.6	2CSR255040R1164	DS201 C16/0,03-AC			REZERVE	
-QF5.7	2CSR255040R1164	DS201 C16/0,03-AC			REZERVE	
-QF5.8	2CSR255040R1164	DS201 C16/0,03-AC			REZERVE	
-QF5.9	2CSR255040R1164	DS201 C16/0,03-AC			REZERVE	

Report of LV circuit breakers

Circuit Breaker						Thermomagnetic	Electronic												RCB device	
Sign	Enclosure	Poles	In (A)	Icu-Icn (kA)	Ics (kA)	Thermal (A)	L	I1	S	I2	S2	I2-2	I	G	I4	R	I5	InN/In (%)	Id (A)	Td (s)
Type			User description 1			Magnetic (A)	Curve L	t1	Curve S	t2	Curve S2	t2-2	I3	Curve G	t4		t5		RCB type	
-QF1.3	Switchboard1	4P	63	15.0	11.2	63.0														
S204M-C63			KRYESORI			630.0														
-QF1.4	Switchboard1	1P+N	16	10.0	6.0	16.0													0.030	0.040
DS201 C16/0,03-AC			L1PRR.K02			160.0														
-QF1.5	Switchboard1	1P+N	16	10.0	6.0	16.0													0.030	0.040
DS201 C16/0,03-AC			L2PRR.K02			160.0														
-QF1.6	Switchboard1	1P+N	16	10.0	6.0	16.0													0.030	0.040
DS201 C16/0,03-AC			L3PRR.K02			160.0														
-QF1.7	Switchboard1	1P+N	16	10.0	0.0	16.0													0.030	0.040
DS201 C16/0,03-AC			L4PRR.K02			160.0														
-QF1.8	Switchboard1	1P+N	16	10.0	0.0	16.0													0.030	0.040
DS201 C16/0,03-AC			L5PRR.K02			160.0														
-QF1.9	Switchboard1	1P+N	16	10.0	0.0	16.0													0.030	0.040
DS201 C16/0,03-AC			L6PRR.K02			160.0														
-QF2.1	Switchboard1	1P+N	16	10.0	0.0	16.0													0.030	0.040
DS201 C16/0,03-AC			L7PRR.K02			160.0														
-QF2.2	Switchboard1	1P+N	16	10.0	0.0	16.0													0.030	0.040
DS201 C16/0,03-AC			L8PRR.K02			160.0														
-QF2.3	Switchboard1	1P+N	16	10.0	0.0	16.0													0.030	0.040
DS201 C16/0,03-AC			L9PRR.K02			160.0														

Rev. n°1			Date:		Description	Customer:			Drawing number:	
Rev. n°2			Drafter:			Project:	PANELI K02 SH			
Rev. n°3			Design.:			File:		Sheet: 1	Next sheet: 2	Sheets: 4
REVISIONS	Date:	Signatures	Approval:			Serial:				

Report of LV circuit breakers

Circuit Breaker						Thermomagnetic	Electronic												RCB device	
Sign	Enclosure	Poles	In (A)	Icu-Icn (kA)	Ics (kA)	Thermal (A)	L	I1	S	I2	S2	I2-2	I	G	I4	R	I5	InN/In (%)	Id (A)	Td (s)
Type			User description 1			Magnetic (A)	Curve L	t1	Curve S	t2	Curve S2	t2-2	I3	Curve G	t4		t5		RCB type	
-QF2.4	Switchboard1	1P+N	10	10.0	6.0	10.0													0.030	0.040
DS201 C10/0,03-AC			L1NRR.K02			100.0														
-QF2.5	Switchboard1	1P+N	10	10.0	6.0	10.0													0.030	0.040
DS201 C10/0,03-AC			L2NRR.K02			100.0														
-QF2.6	Switchboard1	1P+N	10	10.0	6.0	10.0													0.030	0.040
DS201 C10/0,03-AC			L3NRR.K02			100.0														
-QF2.7	Switchboard1	1P+N	10	10.0	6.0	10.0													0.030	0.040
DS201 C10/0,03-AC			L4NRR.K02			100.0														
-QF2.8	Switchboard1	1P+N	10	10.0	6.0	10.0													0.030	0.040
DS201 C10/0,03-AC			L5NRR.K02			100.0														
-QF2.9	Switchboard1	1P+N	10	10.0	6.0	10.0													0.030	0.040
DS201 C10/0,03-AC			L6NRR.K02			100.0														
-QF3.2	Switchboard1	1P+N	16	10.0	0.0	16.0													0.030	0.040
DS201 C16/0,03-AC			REZERVE			160.0														
-QF3.3	Switchboard1	1P+N	16	10.0	0.0	16.0													0.030	0.040
DS201 C16/0,03-AC			REZERVE			160.0														
-QF3.4	Switchboard1	1P+N	16	10.0	0.0	16.0													0.030	0.040
DS201 C16/0,03-AC			REZERVE			160.0														
-QF3.5	Switchboard1	1P+N	10	10.0	6.0	10.0													0.030	0.040
DS201 C10/0,03-AC			REZERVE			100.0														

Rev. n°1			Date:		Description	Customer:			Drawing number:	
Rev. n°2			Drafter:			Project:	PANELI K02 SH			
Rev. n°3			Design.:			File:		Sheet: 2	Next sheet: 3	Sheets: 4
REVISIONS	Date:	Signatures	Approval:			Serial:				

Report of LV circuit breakers

Circuit Breaker						Thermomagnetic	Electronic												RCB device	
Sign	Enclosure	Poles	In (A)	Icu-Icn (kA)	Ics (kA)	Thermal (A)	L	I1	S	I2	S2	I2-2	I	G	I4	R	I5	InN/In (%)	Id (A)	Td (s)
Type			User description 1			Magnetic (A)	Curve L	t1	Curve S	t2	Curve S2	t2-2	I3	Curve G	t4		t5		RCB type	
-QF4.3	Switchboard1	4P	40	15.0	10.0	40.0														
S204P-C40			KRYESORI			400.0														
-QF4.4	Switchboard1	1P+N	16	10.0	0.0	16.0													0.030	0.040
DS201 C16/0,03-AC			L1PU.K02			160.0														
-QF4.5	Switchboard1	1P+N	16	10.0	0.0	16.0													0.030	0.040
DS201 C16/0,03-AC			L2PU.K02			160.0														
-QF4.6	Switchboard1	1P+N	16	10.0	0.0	16.0													0.030	0.040
DS201 C16/0,03-AC			L3PU.K02			160.0														
-QF4.7	Switchboard1	1P+N	16	10.0	0.0	16.0													0.030	0.040
DS201 C16/0,03-AC			L4PU.K02			160.0														
-QF4.8	Switchboard1	1P+N	16	10.0	0.0	16.0													0.030	0.040
DS201 C16/0,03-AC			L5PU.K02			160.0														
-QF4.9	Switchboard1	1P+N	16	10.0	0.0	16.0													0.030	0.040
DS201 C16/0,03-AC			L6PU.K02			160.0														
-QF5.1	Switchboard1	1P+N	16	10.0	0.0	16.0													0.030	0.040
DS201 C16/0,03-AC			L7PU.K02			160.0														
-QF5.2	Switchboard1	1P+N	16	10.0	0.0	16.0													0.030	0.040
DS201 C16/0,03-AC			L8PU.K02			160.0														
-QF5.3	Switchboard1	1P+N	16	10.0	0.0	16.0													0.030	0.040
DS201 C16/0,03-AC			L9PU.K02			160.0														

Rev. n°1			Date:		Description	Customer:			Drawing number:
Rev. n°2			Drafter:			Project:	PANELI K02 SH		
Rev. n°3			Design.:			File:		Sheet: 3	Next sheet: 4 / Sheets: 4
REVISIONS	Date:	Signatures	Approval:			Serial:			

Report of LV circuit breakers

Circuit Breaker						Thermomagnetic	Electronic												RCB device	
Sign	Enclosure	Poles	In (A)	Icu-Icn (kA)	Ics (kA)	Thermal (A)	L	I1	S	I2	S2	I2-2	I	G	I4	R	I5	InN/In (%)	Id (A)	Td (s)
Type			User description 1			Magnetic (A)	Curve L	t1	Curve S	t2	Curve S2	t2-2	I3	Curve G	t4		t5		RCB type	
-QF5.4	Switchboard1	1P+N	16	10.0	0.0	16.0													0.030	0.040
DS201 C16/0,03-AC			L10PU.K02			160.0														
-QF5.5	Switchboard1	1P+N	20	10.0	6.0	20.0													0.030	0.040
DS201 C20/0,03-AC			RACK			200.0														
-QF5.6	Switchboard1	1P+N	16	10.0	0.0	16.0													0.030	0.040
DS201 C16/0,03-AC			REZERVE			160.0														
-QF5.7	Switchboard1	1P+N	16	10.0	0.0	16.0													0.030	0.040
DS201 C16/0,03-AC			REZERVE			160.0														
-QF5.8	Switchboard1	1P+N	16	10.0	0.0	16.0													0.030	0.040
DS201 C16/0,03-AC			REZERVE			160.0														
-QF5.9	Switchboard1	1P+N	16	10.0	0.0	16.0													0.030	0.040
DS201 C16/0,03-AC			REZERVE			160.0														

Rev. n°1			Date:			Description	Customer:			Drawing number:
Rev. n°2			Drafter:				Project:	PANELI K02 SH		
Rev. n°3			Design.:				File:		Sheet: 4	Next sheet: / Sheets: 4
REVISIONS	Date:	Signatures	Approval:				Serial:			

List of Lv Cables

-WC1.4 L1PRR.K02

Phases - Distribution System		LN / TN-S (L1-N)	IB L1	[A]	9.6	R Ph 20°C	[mOhm]	123.40
Voltage	[V]	230.94	IB L2	[A]		R Ph 160-250°C	[mOhm]	236.93
Cable cross-sections		3G1.5	IB L3	[A]		X Ph	[mOhm]	1.08
Conductor - Insulator		Cu / EPR/XLPE	IB N	[A]	9.6	R N 20°C	[mOhm]	123.40
Method		13	Cosphi		0.90	R N 160-250°C	[mOhm]	236.93
K factor		1.00	Iz (A)	[A]	26.0	X N	[mOhm]	1.08
Length (m)	[m]	10	dU (%)	[%]	1.00	R PE 20°C	[mOhm]	123.40
Ib max (kA)	[kA]	6.00	Power Loss (W)	[W]	24.5	R PE 160-250°C	[mOhm]	236.93
Ib min (kA)	[kA]	0.43	Work Temp (°C)	[°C]	38.2	X PE	[mOhm]	1.08

-WC1.5 L2PRR.K02

Phases - Distribution System		LN / TN-S (L2-N)	IB L1	[A]		R Ph 20°C	[mOhm]	123.40
Voltage	[V]	230.94	IB L2	[A]	9.6	R Ph 160-250°C	[mOhm]	236.93
Cable cross-sections		3G1.5	IB L3	[A]		X Ph	[mOhm]	1.08
Conductor - Insulator		Cu / EPR/XLPE	IB N	[A]	9.6	R N 20°C	[mOhm]	123.40
Method		13	Cosphi		0.90	R N 160-250°C	[mOhm]	236.93
K factor		1.00	Iz (A)	[A]	26.0	X N	[mOhm]	1.08
Length (m)	[m]	10	dU (%)	[%]	1.00	R PE 20°C	[mOhm]	123.40
Ib max (kA)	[kA]	6.00	Power Loss (W)	[W]	24.5	R PE 160-250°C	[mOhm]	236.93
Ib min (kA)	[kA]	0.43	Work Temp (°C)	[°C]	38.2	X PE	[mOhm]	1.08

-WC1.6 L3PRR.K02

Phases - Distribution System		LN / TN-S (L3-N)	IB L1	[A]		R Ph 20°C	[mOhm]	123.40
Voltage	[V]	230.94	IB L2	[A]		R Ph 160-250°C	[mOhm]	236.93
Cable cross-sections		3G1.5	IB L3	[A]	9.6	X Ph	[mOhm]	1.08
Conductor - Insulator		Cu / EPR/XLPE	IB N	[A]	9.6	R N 20°C	[mOhm]	123.40
Method		13	Cosphi		0.90	R N 160-250°C	[mOhm]	236.93
K factor		1.00	Iz (A)	[A]	26.0	X N	[mOhm]	1.08
Length (m)	[m]	10	dU (%)	[%]	1.00	R PE 20°C	[mOhm]	123.40
Ib max (kA)	[kA]	6.00	Power Loss (W)	[W]	24.5	R PE 160-250°C	[mOhm]	236.93
Ib min (kA)	[kA]	0.43	Work Temp (°C)	[°C]	38.2	X PE	[mOhm]	1.08

-WC1.7 L4PRR.K02

Phases - Distribution System		LN / TN-S (L1-N)	IB L1	[A]	9.6	R Ph 20°C	[mOhm]	123.40
Voltage	[V]	230.94	IB L2	[A]		R Ph 160-250°C	[mOhm]	236.93
Cable cross-sections		3G1.5	IB L3	[A]		X Ph	[mOhm]	1.08
Conductor - Insulator		Cu / EPR/XLPE	IB N	[A]	9.6	R N 20°C	[mOhm]	123.40
Method		13	Cosphi		0.90	R N 160-250°C	[mOhm]	236.93
K factor		1.00	Iz (A)	[A]	26.0	X N	[mOhm]	1.08
Length (m)	[m]	10	dU (%)	[%]	1.00	R PE 20°C	[mOhm]	123.40
Ib max (kA)	[kA]	6.00	Power Loss (W)	[W]	24.5	R PE 160-250°C	[mOhm]	236.93
Ib min (kA)	[kA]	0.43	Work Temp (°C)	[°C]	38.2	X PE	[mOhm]	1.08

List of Lv Cables

-WC1.8 L5PRR.K02

Phases - Distribution System		LN / TN-S (L2-N)	IB L1	[A]		R Ph 20°C	[mOhm]	123.40
Voltage	[V]	230.94	IB L2	[A]	9.6	R Ph 160-250°C	[mOhm]	236.93
Cable cross-sections		3G1.5	IB L3	[A]		X Ph	[mOhm]	1.08
Conductor - Insulator		Cu / EPR/XLPE	IB N	[A]	9.6	R N 20°C	[mOhm]	123.40
Method		13	Cosphi		0.90	R N 160-250°C	[mOhm]	236.93
K factor		1.00	Iz (A)	[A]	26.0	X N	[mOhm]	1.08
Length (m)	[m]	10	dU (%)	[%]	1.00	R PE 20°C	[mOhm]	123.40
Ib max (kA)	[kA]	6.00	Power Loss (W)	[W]	24.5	R PE 160-250°C	[mOhm]	236.93
Ib min (kA)	[kA]	0.43	Work Temp (°C)	[°C]	38.2	X PE	[mOhm]	1.08

-WC1.9 L6PRR.K02

Phases - Distribution System		LN / TN-S (L3-N)	IB L1	[A]		R Ph 20°C	[mOhm]	123.40
Voltage	[V]	230.94	IB L2	[A]		R Ph 160-250°C	[mOhm]	236.93
Cable cross-sections		3G1.5	IB L3	[A]	9.6	X Ph	[mOhm]	1.08
Conductor - Insulator		Cu / EPR/XLPE	IB N	[A]	9.6	R N 20°C	[mOhm]	123.40
Method		13	Cosphi		0.90	R N 160-250°C	[mOhm]	236.93
K factor		1.00	Iz (A)	[A]	26.0	X N	[mOhm]	1.08
Length (m)	[m]	10	dU (%)	[%]	1.00	R PE 20°C	[mOhm]	123.40
Ib max (kA)	[kA]	6.00	Power Loss (W)	[W]	24.5	R PE 160-250°C	[mOhm]	236.93
Ib min (kA)	[kA]	0.43	Work Temp (°C)	[°C]	38.2	X PE	[mOhm]	1.08

-WC2.1 L7PRR.K02

Phases - Distribution System		LN / TN-S (L1-N)	IB L1	[A]	9.6	R Ph 20°C	[mOhm]	123.40
Voltage	[V]	230.94	IB L2	[A]		R Ph 160-250°C	[mOhm]	236.93
Cable cross-sections		3G1.5	IB L3	[A]		X Ph	[mOhm]	1.08
Conductor - Insulator		Cu / EPR/XLPE	IB N	[A]	9.6	R N 20°C	[mOhm]	123.40
Method		13	Cosphi		0.90	R N 160-250°C	[mOhm]	236.93
K factor		1.00	Iz (A)	[A]	26.0	X N	[mOhm]	1.08
Length (m)	[m]	10	dU (%)	[%]	1.00	R PE 20°C	[mOhm]	123.40
Ib max (kA)	[kA]	6.00	Power Loss (W)	[W]	24.5	R PE 160-250°C	[mOhm]	236.93
Ib min (kA)	[kA]	0.43	Work Temp (°C)	[°C]	38.2	X PE	[mOhm]	1.08

-WC2.2 L8PRR.K02

Phases - Distribution System		LN / TN-S (L2-N)	IB L1	[A]		R Ph 20°C	[mOhm]	123.40
Voltage	[V]	230.94	IB L2	[A]	9.6	R Ph 160-250°C	[mOhm]	236.93
Cable cross-sections		3G1.5	IB L3	[A]		X Ph	[mOhm]	1.08
Conductor - Insulator		Cu / EPR/XLPE	IB N	[A]	9.6	R N 20°C	[mOhm]	123.40
Method		13	Cosphi		0.90	R N 160-250°C	[mOhm]	236.93
K factor		1.00	Iz (A)	[A]	26.0	X N	[mOhm]	1.08
Length (m)	[m]	10	dU (%)	[%]	1.00	R PE 20°C	[mOhm]	123.40
Ib max (kA)	[kA]	6.00	Power Loss (W)	[W]	24.5	R PE 160-250°C	[mOhm]	236.93
Ib min (kA)	[kA]	0.43	Work Temp (°C)	[°C]	38.2	X PE	[mOhm]	1.08

List of Lv Cables

-WC2.3 L9PRR.K02

Phases - Distribution System		LN / TN-S (L3-N)	IB L1	[A]		R Ph 20°C	[mOhm]	123.40
Voltage	[V]	230.94	IB L2	[A]		R Ph 160-250°C	[mOhm]	236.93
Cable cross-sections		3G1.5	IB L3	[A]	9.6	X Ph	[mOhm]	1.08
Conductor - Insulator		Cu / EPR/XLPE	IB N	[A]	9.6	R N 20°C	[mOhm]	123.40
Method		13	Cosphi		0.90	R N 160-250°C	[mOhm]	236.93
K factor		1.00	Iz (A)	[A]	26.0	X N	[mOhm]	1.08
Length (m)	[m]	10	dU (%)	[%]	1.00	R PE 20°C	[mOhm]	123.40
Ib max (kA)	[kA]	6.00	Power Loss (W)	[W]	24.5	R PE 160-250°C	[mOhm]	236.93
Ib min (kA)	[kA]	0.43	Work Temp (°C)	[°C]	38.2	X PE	[mOhm]	1.08

-WC2.4 L1NRR.K02

Phases - Distribution System		LN / TN-S (L1-N)	IB L1	[A]	4.8	R Ph 20°C	[mOhm]	123.40
Voltage	[V]	230.94	IB L2	[A]		R Ph 160-250°C	[mOhm]	236.93
Cable cross-sections		3G1.5	IB L3	[A]		X Ph	[mOhm]	1.08
Conductor - Insulator		Cu / EPR/XLPE	IB N	[A]	4.8	R N 20°C	[mOhm]	123.40
Method		13	Cosphi		0.90	R N 160-250°C	[mOhm]	236.93
K factor		1.00	Iz (A)	[A]	26.0	X N	[mOhm]	1.08
Length (m)	[m]	10	dU (%)	[%]	0.49	R PE 20°C	[mOhm]	123.40
Ib max (kA)	[kA]	6.00	Power Loss (W)	[W]	6.0	R PE 160-250°C	[mOhm]	236.93
Ib min (kA)	[kA]	0.43	Work Temp (°C)	[°C]	32.1	X PE	[mOhm]	1.08

-WC2.5 L2NRR.K02

Phases - Distribution System		LN / TN-S (L2-N)	IB L1	[A]		R Ph 20°C	[mOhm]	123.40
Voltage	[V]	230.94	IB L2	[A]	4.8	R Ph 160-250°C	[mOhm]	236.93
Cable cross-sections		3G1.5	IB L3	[A]		X Ph	[mOhm]	1.08
Conductor - Insulator		Cu / EPR/XLPE	IB N	[A]	4.8	R N 20°C	[mOhm]	123.40
Method		13	Cosphi		0.90	R N 160-250°C	[mOhm]	236.93
K factor		1.00	Iz (A)	[A]	26.0	X N	[mOhm]	1.08
Length (m)	[m]	10	dU (%)	[%]	0.49	R PE 20°C	[mOhm]	123.40
Ib max (kA)	[kA]	6.00	Power Loss (W)	[W]	6.0	R PE 160-250°C	[mOhm]	236.93
Ib min (kA)	[kA]	0.43	Work Temp (°C)	[°C]	32.1	X PE	[mOhm]	1.08

-WC2.6 L3NRR.K02

Phases - Distribution System		LN / TN-S (L3-N)	IB L1	[A]		R Ph 20°C	[mOhm]	123.40
Voltage	[V]	230.94	IB L2	[A]		R Ph 160-250°C	[mOhm]	236.93
Cable cross-sections		3G1.5	IB L3	[A]	4.8	X Ph	[mOhm]	1.08
Conductor - Insulator		Cu / EPR/XLPE	IB N	[A]	4.8	R N 20°C	[mOhm]	123.40
Method		13	Cosphi		0.90	R N 160-250°C	[mOhm]	236.93
K factor		1.00	Iz (A)	[A]	26.0	X N	[mOhm]	1.08
Length (m)	[m]	10	dU (%)	[%]	0.49	R PE 20°C	[mOhm]	123.40
Ib max (kA)	[kA]	6.00	Power Loss (W)	[W]	6.0	R PE 160-250°C	[mOhm]	236.93
Ib min (kA)	[kA]	0.43	Work Temp (°C)	[°C]	32.1	X PE	[mOhm]	1.08

List of Lv Cables

-WC2.7 L4NRR.K02

Phases - Distribution System		LN / TN-S (L1-N)	IB L1	[A]	4.8	R Ph 20°C	[mOhm]	123.40
Voltage	[V]	230.94	IB L2	[A]		R Ph 160-250°C	[mOhm]	236.93
Cable cross-sections		3G1.5	IB L3	[A]		X Ph	[mOhm]	1.08
Conductor - Insulator		Cu / EPR/XLPE	IB N	[A]	4.8	R N 20°C	[mOhm]	123.40
Method		13	Cosphi		0.90	R N 160-250°C	[mOhm]	236.93
K factor		1.00	Iz (A)	[A]	26.0	X N	[mOhm]	1.08
Length (m)	[m]	10	dU (%)	[%]	0.49	R PE 20°C	[mOhm]	123.40
Ib max (kA)	[kA]	6.00	Power Loss (W)	[W]	6.0	R PE 160-250°C	[mOhm]	236.93
Ib min (kA)	[kA]	0.43	Work Temp (°C)	[°C]	32.1	X PE	[mOhm]	1.08

-WC2.8 L5NRR.K02

Phases - Distribution System		LN / TN-S (L2-N)	IB L1	[A]		R Ph 20°C	[mOhm]	123.40
Voltage	[V]	230.94	IB L2	[A]	4.8	R Ph 160-250°C	[mOhm]	236.93
Cable cross-sections		3G1.5	IB L3	[A]		X Ph	[mOhm]	1.08
Conductor - Insulator		Cu / EPR/XLPE	IB N	[A]	4.8	R N 20°C	[mOhm]	123.40
Method		13	Cosphi		0.90	R N 160-250°C	[mOhm]	236.93
K factor		1.00	Iz (A)	[A]	26.0	X N	[mOhm]	1.08
Length (m)	[m]	10	dU (%)	[%]	0.49	R PE 20°C	[mOhm]	123.40
Ib max (kA)	[kA]	5.99	Power Loss (W)	[W]	6.0	R PE 160-250°C	[mOhm]	236.93
Ib min (kA)	[kA]	0.43	Work Temp (°C)	[°C]	32.1	X PE	[mOhm]	1.08

-WC2.9 L6NRR.K02

Phases - Distribution System		LN / TN-S (L3-N)	IB L1	[A]		R Ph 20°C	[mOhm]	123.40
Voltage	[V]	230.94	IB L2	[A]		R Ph 160-250°C	[mOhm]	236.93
Cable cross-sections		3G1.5	IB L3	[A]	4.8	X Ph	[mOhm]	1.08
Conductor - Insulator		Cu / EPR/XLPE	IB N	[A]	4.8	R N 20°C	[mOhm]	123.40
Method		13	Cosphi		0.90	R N 160-250°C	[mOhm]	236.93
K factor		1.00	Iz (A)	[A]	26.0	X N	[mOhm]	1.08
Length (m)	[m]	10	dU (%)	[%]	0.49	R PE 20°C	[mOhm]	123.40
Ib max (kA)	[kA]	5.99	Power Loss (W)	[W]	6.0	R PE 160-250°C	[mOhm]	236.93
Ib min (kA)	[kA]	0.43	Work Temp (°C)	[°C]	32.1	X PE	[mOhm]	1.08

-WC3.2 REZERVE

Phases - Distribution System		LN / TN-S (L1-N)	IB L1	[A]	9.6	R Ph 20°C	[mOhm]	123.40
Voltage	[V]	230.94	IB L2	[A]		R Ph 160-250°C	[mOhm]	236.93
Cable cross-sections		3G1.5	IB L3	[A]		X Ph	[mOhm]	1.08
Conductor - Insulator		Cu / EPR/XLPE	IB N	[A]	9.6	R N 20°C	[mOhm]	123.40
Method		13	Cosphi		0.90	R N 160-250°C	[mOhm]	236.93
K factor		1.00	Iz (A)	[A]	26.0	X N	[mOhm]	1.08
Length (m)	[m]	10	dU (%)	[%]	1.00	R PE 20°C	[mOhm]	123.40
Ib max (kA)	[kA]	6.00	Power Loss (W)	[W]	24.5	R PE 160-250°C	[mOhm]	236.93
Ib min (kA)	[kA]	0.43	Work Temp (°C)	[°C]	38.2	X PE	[mOhm]	1.08

List of Lv Cables

-WC3.3 REZERVE

Phases - Distribution System		LN / TN-S (L2-N)	IB L1	[A]		R Ph 20°C	[mOhm]	123.40
Voltage	[V]	230.94	IB L2	[A]	9.6	R Ph 160-250°C	[mOhm]	236.93
Cable cross-sections		3G1.5	IB L3	[A]		X Ph	[mOhm]	1.08
Conductor - Insulator		Cu / EPR/XLPE	IB N	[A]	9.6	R N 20°C	[mOhm]	123.40
Method		13	Cosphi		0.90	R N 160-250°C	[mOhm]	236.93
K factor		1.00	Iz (A)	[A]	26.0	X N	[mOhm]	1.08
Length (m)	[m]	10	dU (%)	[%]	1.00	R PE 20°C	[mOhm]	123.40
Ib max (kA)	[kA]	6.00	Power Loss (W)	[W]	24.5	R PE 160-250°C	[mOhm]	236.93
Ib min (kA)	[kA]	0.43	Work Temp (°C)	[°C]	38.2	X PE	[mOhm]	1.08

-WC3.4 REZERVE

Phases - Distribution System		LN / TN-S (L3-N)	IB L1	[A]		R Ph 20°C	[mOhm]	123.40
Voltage	[V]	230.94	IB L2	[A]		R Ph 160-250°C	[mOhm]	236.93
Cable cross-sections		3G1.5	IB L3	[A]	9.6	X Ph	[mOhm]	1.08
Conductor - Insulator		Cu / EPR/XLPE	IB N	[A]	9.6	R N 20°C	[mOhm]	123.40
Method		13	Cosphi		0.90	R N 160-250°C	[mOhm]	236.93
K factor		1.00	Iz (A)	[A]	26.0	X N	[mOhm]	1.08
Length (m)	[m]	10	dU (%)	[%]	1.00	R PE 20°C	[mOhm]	123.40
Ib max (kA)	[kA]	6.00	Power Loss (W)	[W]	24.5	R PE 160-250°C	[mOhm]	236.93
Ib min (kA)	[kA]	0.43	Work Temp (°C)	[°C]	38.2	X PE	[mOhm]	1.08

-WC3.5 REZERVE

Phases - Distribution System		LN / TN-S (L1-N)	IB L1	[A]	4.8	R Ph 20°C	[mOhm]	123.40
Voltage	[V]	230.94	IB L2	[A]		R Ph 160-250°C	[mOhm]	236.93
Cable cross-sections		3G1.5	IB L3	[A]		X Ph	[mOhm]	1.08
Conductor - Insulator		Cu / EPR/XLPE	IB N	[A]	4.8	R N 20°C	[mOhm]	123.40
Method		13	Cosphi		0.90	R N 160-250°C	[mOhm]	236.93
K factor		1.00	Iz (A)	[A]	26.0	X N	[mOhm]	1.08
Length (m)	[m]	10	dU (%)	[%]	0.49	R PE 20°C	[mOhm]	123.40
Ib max (kA)	[kA]	6.00	Power Loss (W)	[W]	6.0	R PE 160-250°C	[mOhm]	236.93
Ib min (kA)	[kA]	0.43	Work Temp (°C)	[°C]	32.1	X PE	[mOhm]	1.08

-WC4.4 L1PU.K02

Phases - Distribution System		LN / TN-S (L1-N)	IB L1	[A]	9.6	R Ph 20°C	[mOhm]	123.40
Voltage	[V]	230.94	IB L2	[A]		R Ph 160-250°C	[mOhm]	236.93
Cable cross-sections		3G1.5	IB L3	[A]		X Ph	[mOhm]	1.08
Conductor - Insulator		Cu / EPR/XLPE	IB N	[A]	9.6	R N 20°C	[mOhm]	123.40
Method		13	Cosphi		0.90	R N 160-250°C	[mOhm]	236.93
K factor		1.00	Iz (A)	[A]	26.0	X N	[mOhm]	1.08
Length (m)	[m]	10	dU (%)	[%]	1.00	R PE 20°C	[mOhm]	123.40
Ib max (kA)	[kA]	5.99	Power Loss (W)	[W]	24.5	R PE 160-250°C	[mOhm]	236.93
Ib min (kA)	[kA]	0.43	Work Temp (°C)	[°C]	38.2	X PE	[mOhm]	1.08

List of Lv Cables

-WC4.5 L2PU.K02

Phases - Distribution System		LN / TN-S (L2-N)	IB L1	[A]		R Ph 20°C	[mOhm]	123.40
Voltage	[V]	230.94	IB L2	[A]	9.6	R Ph 160-250°C	[mOhm]	236.93
Cable cross-sections		3G1.5	IB L3	[A]		X Ph	[mOhm]	1.08
Conductor - Insulator		Cu / EPR/XLPE	IB N	[A]	9.6	R N 20°C	[mOhm]	123.40
Method		13	Cosphi		0.90	R N 160-250°C	[mOhm]	236.93
K factor		1.00	Iz (A)	[A]	26.0	X N	[mOhm]	1.08
Length (m)	[m]	10	dU (%)	[%]	1.00	R PE 20°C	[mOhm]	123.40
Ib max (kA)	[kA]	5.99	Power Loss (W)	[W]	24.5	R PE 160-250°C	[mOhm]	236.93
Ib min (kA)	[kA]	0.43	Work Temp (°C)	[°C]	38.2	X PE	[mOhm]	1.08

-WC4.6 L3PU.K02

Phases - Distribution System		LN / TN-S (L3-N)	IB L1	[A]		R Ph 20°C	[mOhm]	123.40
Voltage	[V]	230.94	IB L2	[A]		R Ph 160-250°C	[mOhm]	236.93
Cable cross-sections		3G1.5	IB L3	[A]	9.6	X Ph	[mOhm]	1.08
Conductor - Insulator		Cu / EPR/XLPE	IB N	[A]	9.6	R N 20°C	[mOhm]	123.40
Method		13	Cosphi		0.90	R N 160-250°C	[mOhm]	236.93
K factor		1.00	Iz (A)	[A]	26.0	X N	[mOhm]	1.08
Length (m)	[m]	10	dU (%)	[%]	1.00	R PE 20°C	[mOhm]	123.40
Ib max (kA)	[kA]	5.99	Power Loss (W)	[W]	24.5	R PE 160-250°C	[mOhm]	236.93
Ib min (kA)	[kA]	0.43	Work Temp (°C)	[°C]	38.2	X PE	[mOhm]	1.08

-WC4.7 L4PU.K02

Phases - Distribution System		LN / TN-S (L1-N)	IB L1	[A]	9.6	R Ph 20°C	[mOhm]	123.40
Voltage	[V]	230.94	IB L2	[A]		R Ph 160-250°C	[mOhm]	236.93
Cable cross-sections		3G1.5	IB L3	[A]		X Ph	[mOhm]	1.08
Conductor - Insulator		Cu / EPR/XLPE	IB N	[A]	9.6	R N 20°C	[mOhm]	123.40
Method		13	Cosphi		0.90	R N 160-250°C	[mOhm]	236.93
K factor		1.00	Iz (A)	[A]	26.0	X N	[mOhm]	1.08
Length (m)	[m]	10	dU (%)	[%]	1.00	R PE 20°C	[mOhm]	123.40
Ib max (kA)	[kA]	5.99	Power Loss (W)	[W]	24.5	R PE 160-250°C	[mOhm]	236.93
Ib min (kA)	[kA]	0.43	Work Temp (°C)	[°C]	38.2	X PE	[mOhm]	1.08

-WC4.8 L5PU.K02

Phases - Distribution System		LN / TN-S (L2-N)	IB L1	[A]		R Ph 20°C	[mOhm]	123.40
Voltage	[V]	230.94	IB L2	[A]	9.6	R Ph 160-250°C	[mOhm]	236.93
Cable cross-sections		3G1.5	IB L3	[A]		X Ph	[mOhm]	1.08
Conductor - Insulator		Cu / EPR/XLPE	IB N	[A]	9.6	R N 20°C	[mOhm]	123.40
Method		13	Cosphi		0.90	R N 160-250°C	[mOhm]	236.93
K factor		1.00	Iz (A)	[A]	26.0	X N	[mOhm]	1.08
Length (m)	[m]	10	dU (%)	[%]	1.00	R PE 20°C	[mOhm]	123.40
Ib max (kA)	[kA]	5.99	Power Loss (W)	[W]	24.5	R PE 160-250°C	[mOhm]	236.93
Ib min (kA)	[kA]	0.43	Work Temp (°C)	[°C]	38.2	X PE	[mOhm]	1.08

List of Lv Cables

-WC4.9 L6PU.K02

Phases - Distribution System		LN / TN-S (L3-N)	IB L1	[A]		R Ph 20°C	[mOhm]	123.40
Voltage	[V]	230.94	IB L2	[A]		R Ph 160-250°C	[mOhm]	236.93
Cable cross-sections		3G1.5	IB L3	[A]	9.6	X Ph	[mOhm]	1.08
Conductor - Insulator		Cu / EPR/XLPE	IB N	[A]	9.6	R N 20°C	[mOhm]	123.40
Method		13	Cosphi		0.90	R N 160-250°C	[mOhm]	236.93
K factor		1.00	Iz (A)	[A]	26.0	X N	[mOhm]	1.08
Length (m)	[m]	10	dU (%)	[%]	1.00	R PE 20°C	[mOhm]	123.40
Ib max (kA)	[kA]	5.99	Power Loss (W)	[W]	24.5	R PE 160-250°C	[mOhm]	236.93
Ib min (kA)	[kA]	0.43	Work Temp (°C)	[°C]	38.2	X PE	[mOhm]	1.08

-WC5.1 L7PU.K02

Phases - Distribution System		LN / TN-S (L1-N)	IB L1	[A]	9.6	R Ph 20°C	[mOhm]	123.40
Voltage	[V]	230.94	IB L2	[A]		R Ph 160-250°C	[mOhm]	236.93
Cable cross-sections		3G1.5	IB L3	[A]		X Ph	[mOhm]	1.08
Conductor - Insulator		Cu / EPR/XLPE	IB N	[A]	9.6	R N 20°C	[mOhm]	123.40
Method		13	Cosphi		0.90	R N 160-250°C	[mOhm]	236.93
K factor		1.00	Iz (A)	[A]	26.0	X N	[mOhm]	1.08
Length (m)	[m]	10	dU (%)	[%]	1.00	R PE 20°C	[mOhm]	123.40
Ib max (kA)	[kA]	5.99	Power Loss (W)	[W]	24.5	R PE 160-250°C	[mOhm]	236.93
Ib min (kA)	[kA]	0.43	Work Temp (°C)	[°C]	38.2	X PE	[mOhm]	1.08

-WC5.2 L8PU.K02

Phases - Distribution System		LN / TN-S (L2-N)	IB L1	[A]		R Ph 20°C	[mOhm]	123.40
Voltage	[V]	230.94	IB L2	[A]	9.6	R Ph 160-250°C	[mOhm]	236.93
Cable cross-sections		3G1.5	IB L3	[A]		X Ph	[mOhm]	1.08
Conductor - Insulator		Cu / EPR/XLPE	IB N	[A]	9.6	R N 20°C	[mOhm]	123.40
Method		13	Cosphi		0.90	R N 160-250°C	[mOhm]	236.93
K factor		1.00	Iz (A)	[A]	26.0	X N	[mOhm]	1.08
Length (m)	[m]	10	dU (%)	[%]	1.00	R PE 20°C	[mOhm]	123.40
Ib max (kA)	[kA]	5.99	Power Loss (W)	[W]	24.5	R PE 160-250°C	[mOhm]	236.93
Ib min (kA)	[kA]	0.43	Work Temp (°C)	[°C]	38.2	X PE	[mOhm]	1.08

-WC5.3 L9PU.K02

Phases - Distribution System		LN / TN-S (L3-N)	IB L1	[A]		R Ph 20°C	[mOhm]	123.40
Voltage	[V]	230.94	IB L2	[A]		R Ph 160-250°C	[mOhm]	236.93
Cable cross-sections		3G1.5	IB L3	[A]	9.6	X Ph	[mOhm]	1.08
Conductor - Insulator		Cu / EPR/XLPE	IB N	[A]	9.6	R N 20°C	[mOhm]	123.40
Method		13	Cosphi		0.90	R N 160-250°C	[mOhm]	236.93
K factor		1.00	Iz (A)	[A]	26.0	X N	[mOhm]	1.08
Length (m)	[m]	10	dU (%)	[%]	1.00	R PE 20°C	[mOhm]	123.40
Ib max (kA)	[kA]	5.99	Power Loss (W)	[W]	24.5	R PE 160-250°C	[mOhm]	236.93
Ib min (kA)	[kA]	0.43	Work Temp (°C)	[°C]	38.2	X PE	[mOhm]	1.08

List of Lv Cables

-WC5.4 L10PU.K02

Phases - Distribution System		LN / TN-S (L1-N)	IB L1	[A]	9.6	R Ph 20°C	[mOhm]	123.40
Voltage	[V]	230.94	IB L2	[A]		R Ph 160-250°C	[mOhm]	236.93
Cable cross-sections		3G1.5	IB L3	[A]		X Ph	[mOhm]	1.08
Conductor - Insulator		Cu / EPR/XLPE	IB N	[A]	9.6	R N 20°C	[mOhm]	123.40
Method		13	Cosphi		0.90	R N 160-250°C	[mOhm]	236.93
K factor		1.00	Iz (A)	[A]	26.0	X N	[mOhm]	1.08
Length (m)	[m]	10	dU (%)	[%]	1.00	R PE 20°C	[mOhm]	123.40
Ib max (kA)	[kA]	5.99	Power Loss (W)	[W]	24.5	R PE 160-250°C	[mOhm]	236.93
Ib min (kA)	[kA]	0.43	Work Temp (°C)	[°C]	38.2	X PE	[mOhm]	1.08

-WC5.5 RACK

Phases - Distribution System		LN / TN-S (L2-N)	IB L1	[A]		R Ph 20°C	[mOhm]	123.40
Voltage	[V]	230.94	IB L2	[A]	9.6	R Ph 160-250°C	[mOhm]	236.93
Cable cross-sections		3G1.5	IB L3	[A]		X Ph	[mOhm]	1.08
Conductor - Insulator		Cu / EPR/XLPE	IB N	[A]	9.6	R N 20°C	[mOhm]	123.40
Method		13	Cosphi		0.90	R N 160-250°C	[mOhm]	236.93
K factor		1.00	Iz (A)	[A]	26.0	X N	[mOhm]	1.08
Length (m)	[m]	10	dU (%)	[%]	1.00	R PE 20°C	[mOhm]	123.40
Ib max (kA)	[kA]	5.99	Power Loss (W)	[W]	24.5	R PE 160-250°C	[mOhm]	236.93
Ib min (kA)	[kA]	0.43	Work Temp (°C)	[°C]	38.2	X PE	[mOhm]	1.08

-WC5.6 REZERVE

Phases - Distribution System		LN / TN-S (L3-N)	IB L1	[A]		R Ph 20°C	[mOhm]	123.40
Voltage	[V]	230.94	IB L2	[A]		R Ph 160-250°C	[mOhm]	236.93
Cable cross-sections		3G1.5	IB L3	[A]	9.6	X Ph	[mOhm]	1.08
Conductor - Insulator		Cu / EPR/XLPE	IB N	[A]	9.6	R N 20°C	[mOhm]	123.40
Method		13	Cosphi		0.90	R N 160-250°C	[mOhm]	236.93
K factor		1.00	Iz (A)	[A]	26.0	X N	[mOhm]	1.08
Length (m)	[m]	10	dU (%)	[%]	1.00	R PE 20°C	[mOhm]	123.40
Ib max (kA)	[kA]	5.99	Power Loss (W)	[W]	24.5	R PE 160-250°C	[mOhm]	236.93
Ib min (kA)	[kA]	0.43	Work Temp (°C)	[°C]	38.2	X PE	[mOhm]	1.08

-WC5.7 REZERVE

Phases - Distribution System		LN / TN-S (L1-N)	IB L1	[A]	9.6	R Ph 20°C	[mOhm]	123.40
Voltage	[V]	230.94	IB L2	[A]		R Ph 160-250°C	[mOhm]	236.93
Cable cross-sections		3G1.5	IB L3	[A]		X Ph	[mOhm]	1.08
Conductor - Insulator		Cu / EPR/XLPE	IB N	[A]	9.6	R N 20°C	[mOhm]	123.40
Method		13	Cosphi		0.90	R N 160-250°C	[mOhm]	236.93
K factor		1.00	Iz (A)	[A]	26.0	X N	[mOhm]	1.08
Length (m)	[m]	10	dU (%)	[%]	1.00	R PE 20°C	[mOhm]	123.40
Ib max (kA)	[kA]	5.99	Power Loss (W)	[W]	24.5	R PE 160-250°C	[mOhm]	236.93
Ib min (kA)	[kA]	0.43	Work Temp (°C)	[°C]	38.2	X PE	[mOhm]	1.08

List of Lv Cables

-WC5.8 REZERVE

Phases - Distribution System		LN / TN-S (L2-N)	IB L1	[A]		R Ph 20°C	[mOhm]	123.40
Voltage	[V]	230.94	IB L2	[A]	9.6	R Ph 160-250°C	[mOhm]	236.93
Cable cross-sections		3G1.5	IB L3	[A]		X Ph	[mOhm]	1.08
Conductor - Insulator		Cu / EPR/XLPE	IB N	[A]	9.6	R N 20°C	[mOhm]	123.40
Method		13	Cosphi		0.90	R N 160-250°C	[mOhm]	236.93
K factor		1.00	Iz (A)	[A]	26.0	X N	[mOhm]	1.08
Length (m)	[m]	10	dU (%)	[%]	1.00	R PE 20°C	[mOhm]	123.40
Ib max (kA)	[kA]	5.99	Power Loss (W)	[W]	24.5	R PE 160-250°C	[mOhm]	236.93
Ib min (kA)	[kA]	0.43	Work Temp (°C)	[°C]	38.2	X PE	[mOhm]	1.08

-WC5.9 REZERVE

Phases - Distribution System		LN / TN-S (L3-N)	IB L1	[A]		R Ph 20°C	[mOhm]	123.40
Voltage	[V]	230.94	IB L2	[A]		R Ph 160-250°C	[mOhm]	236.93
Cable cross-sections		3G1.5	IB L3	[A]	9.6	X Ph	[mOhm]	1.08
Conductor - Insulator		Cu / EPR/XLPE	IB N	[A]	9.6	R N 20°C	[mOhm]	123.40
Method		13	Cosphi		0.90	R N 160-250°C	[mOhm]	236.93
K factor		1.00	Iz (A)	[A]	26.0	X N	[mOhm]	1.08
Length (m)	[m]	10	dU (%)	[%]	1.00	R PE 20°C	[mOhm]	123.40
Ib max (kA)	[kA]	5.99	Power Loss (W)	[W]	24.5	R PE 160-250°C	[mOhm]	236.93
Ib min (kA)	[kA]	0.43	Work Temp (°C)	[°C]	38.2	X PE	[mOhm]	1.08

Phases - Distribution System			IB L1	[A]		R Ph 20°C	[mOhm]	
Voltage	[V]		IB L2	[A]		R Ph 160-250°C	[mOhm]	
Cable cross-sections			IB L3	[A]		X Ph	[mOhm]	
Conductor - Insulator			IB N	[A]		R N 20°C	[mOhm]	
Method			Cosphi			R N 160-250°C	[mOhm]	
K factor			Iz (A)	[A]		X N	[mOhm]	
Length (m)	[m]		dU (%)	[%]		R PE 20°C	[mOhm]	
Ib max (kA)	[kA]		Power Loss (W)	[W]		R PE 160-250°C	[mOhm]	
Ib min (kA)	[kA]		Work Temp (°C)	[°C]		X PE	[mOhm]	

Phases - Distribution System			IB L1	[A]		R Ph 20°C	[mOhm]	
Voltage	[V]		IB L2	[A]		R Ph 160-250°C	[mOhm]	
Cable cross-sections			IB L3	[A]		X Ph	[mOhm]	
Conductor - Insulator			IB N	[A]		R N 20°C	[mOhm]	
Method			Cosphi			R N 160-250°C	[mOhm]	
K factor			Iz (A)	[A]		X N	[mOhm]	
Length (m)	[m]		dU (%)	[%]		R PE 20°C	[mOhm]	
Ib max (kA)	[kA]		Power Loss (W)	[W]		R PE 160-250°C	[mOhm]	
Ib min (kA)	[kA]		Work Temp (°C)	[°C]		X PE	[mOhm]	

Customer:

Project: **Paneli K2.1**

Notes:

Designer:

Rev. n°1			Date:	
Rev. n°2			Drafter:	
Rev. n°3			Design.:	
REVISIONS	Date:	Signatures	Approval:	

Calculated by:	DOC
File name:	
Record #:	

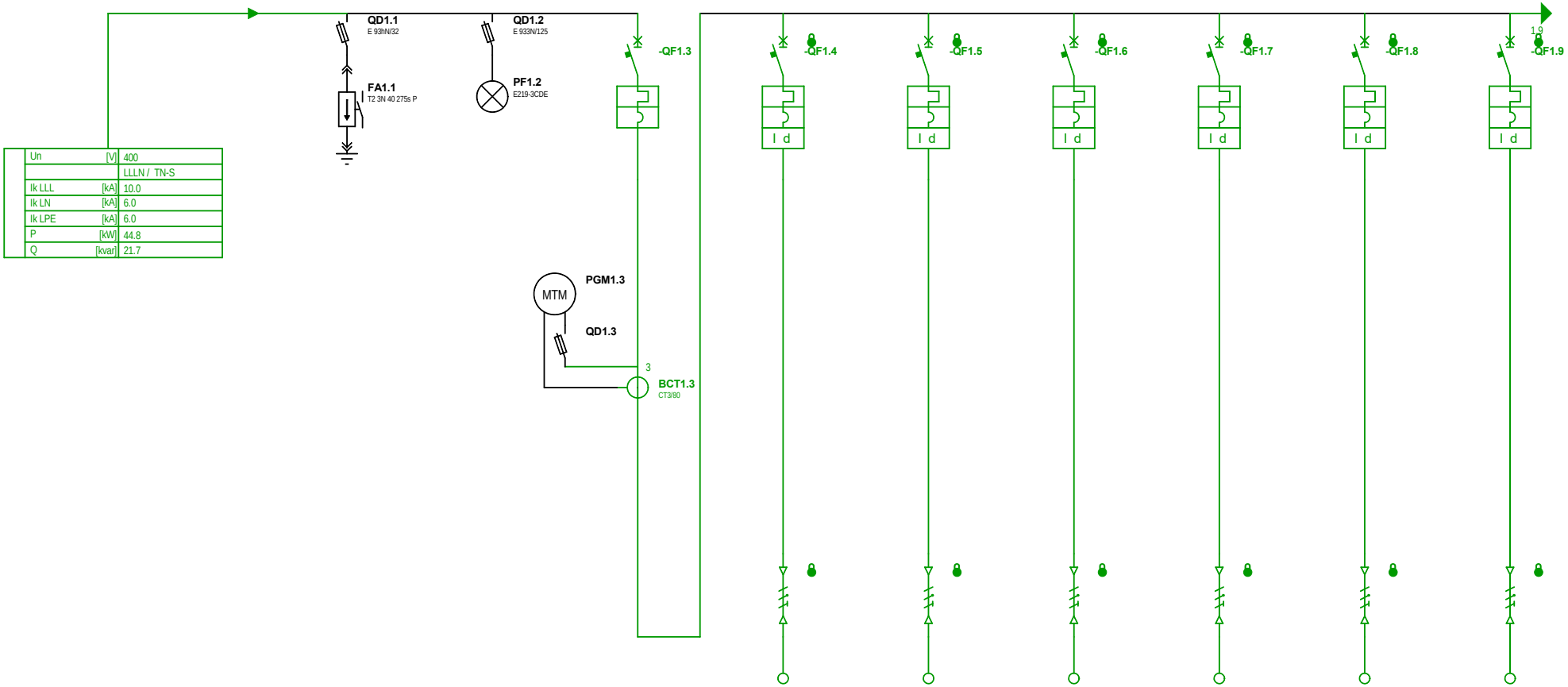

Un	[V]	400
		LLLN / TN-S
Ik LLL	[kA]	10.0
Ik LN	[kA]	6.0
Ik LPE	[kA]	6.0
P	[kW]	44.8
Q	[kvar]	21.7

Load	Description						Kryesori		L1R.K2.1		L2R.K2.1		L3R.K2.1		L4R.K2.1		L5R.K2.1		L6R.K2.1	
	Voltage	[V]	dU	%					231	0.59	231	0.59	231	0.59	231	0.59	231	0.59	231	0.59
	Active power	[kW]	UF	%					2.00	100	2.00	100	2.00	100	2.00	100	2.00	100	2.00	100
	In	[A]	Cosphi						9.6	0.90	9.6	0.90	9.6	0.90	9.6	0.90	9.6	0.90	9.6	0.90
Command / protection	Producer						ABB		ABB		ABB		ABB		ABB		ABB		ABB	
	Circuit breaker/Disconnector						XT1B 160 TMD 80-800		DS201 C16/0,03-AC		DS201 C16/0,03-AC		DS201 C16/0,03-AC		DS201 C16/0,03-AC		DS201 C16/0,03-AC		DS201 C16/0,03-AC	
	Poles		In	[A]			4P	80	1P+N	16	1P+N	16	1P+N	16	1P+N	16	1P+N	16	1P+N	16
	Ith	[A]	Idn	[A]			76.0		16.0	0.030	16.0	0.030	16.0	0.030	16.0	0.030	16.0	0.030	16.0	0.030
	Im	[A]	Icu/Icn	[kA]			800.0	18.0	160.0	10.0	160.0	10.0	160.0	10.0	160.0	10.0	160.0	10.0	160.0	10.0
	Fuse		Size	[A]																
	Contactor		In	[A]																
	Contactor		In	[A]																
	Overload Relay		Setting	[A]																
Distribution line	Cable type								Cu-EPR/XLPE		Cu-EPR/XLPE		Cu-EPR/XLPE		Cu-EPR/XLPE		Cu-EPR/XLPE		Cu-EPR/XLPE	
	Sections								3G2.5		3G2.5		3G2.5		3G2.5		3G2.5		3G2.5	
	Length	[m]	Iz	[A]					10	36.0	10	36.0	10	36.0	10	36.0	10	36.0	10	36.0
	IB L1	[A]	Installation num.				76.0		9.6	13		13		13	9.6	13		13		13
	IB L2	[A]	dU	%			72.2			0.59	9.6	0.59		0.59		0.59	9.6	0.59		0.59
	IB L3	[A]	Ib min	[kA]			67.4			0.71		0.71	9.6	0.71		0.71		0.71	9.6	0.71
	IB N	[A]	Ib max	[kA]			7.5		9.6	6.00	9.6	6.00	9.6	6.00	9.6	6.00	9.6	6.00	9.6	6.00

(*) The circuit-breaker is in discrimination relations with other circuit-breakers
(**) The circuit-breaker is in back-up relations with other circuit-breakers
(!) Important notice about coordination to be verified in Discrimination report

Rev. n°1			Date:		Description	Customer:			Drawing number:		
Rev. n°2			Drafter:			Project:	Paneli K2.1				
Rev. n°3			Design.:			File:		Sheet: 1	Next sheet: 2	Sheets: 11	
REVISIONS	Date:	Signatures	Approval:			Serial:					

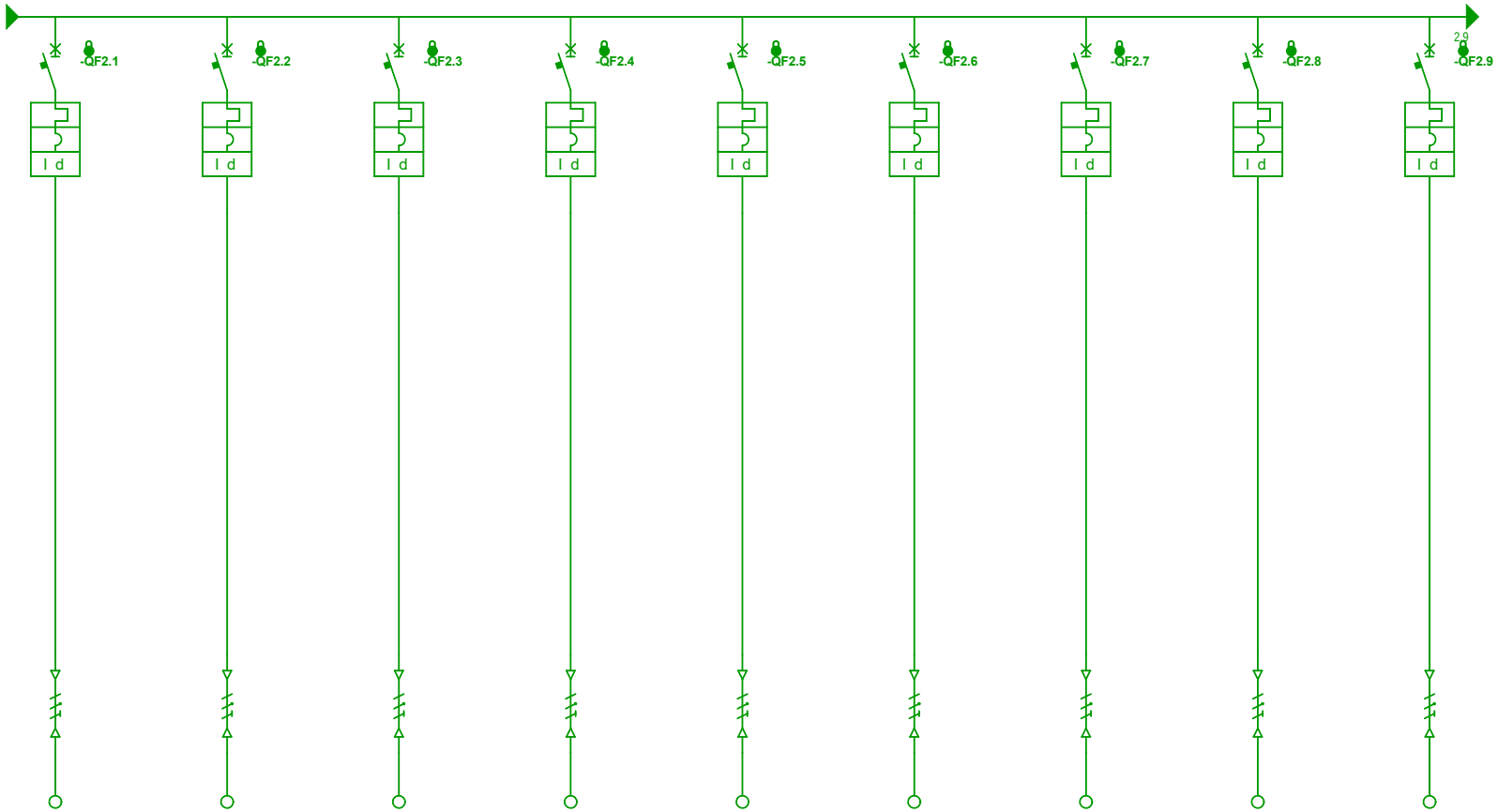

	Description																					
Load	Voltage [V]	dU %	L7R.K2.1		L8R.K2.1		L9R.K2.1		L10R.K2.1		L11R.K2.1		L12R.K2.1		L13R.K2.1		L14R.K2.1		L15R.K2.1	
	Active power [kW]	UF %	231	1.00	231	1.00	231	1.00	231	1.00	231	1.00	231	1.00	231	1.00	231	1.00	231	1.00
	In [A]	Cosphi	2.00	100	2.00	100	2.00	100	2.00	100	2.00	100	2.00	100	2.00	100	2.00	100	2.00	100
			9.6	0.90	9.6	0.90	9.6	0.90	9.6	0.90	9.6	0.90	9.6	0.90	9.6	0.90	9.6	0.90	9.6	0.90
Command / protection	Producer		ABB		ABB		ABB		ABB		ABB		ABB		ABB		ABB		ABB	
	Circuit breaker/Disconnector		DS201 C16/0,03-AC		DS201 C16/0,03-AC		DS201 C16/0,03-AC		DS201 C16/0,03-AC		DS201 C16/0,03-AC		DS201 C16/0,03-AC		DS201 C16/0,03-AC		DS201 C16/0,03-AC		DS201 C16/0,03-AC	
	Poles	In [A]	1P+N	16	1P+N	16	1P+N	16	1P+N	16	1P+N	16	1P+N	16	1P+N	16	1P+N	16	1P+N	16
	Ith [A]	Idn [A]	16.0	0.030	16.0	0.030	16.0	0.030	16.0	0.030	16.0	0.030	16.0	0.030	16.0	0.030	16.0	0.030	16.0	0.030
	Im [A]	Icu/Icn [kA]	160.0	10.0	160.0	10.0	160.0	10.0	160.0	10.0	160.0	10.0	160.0	10.0	160.0	10.0	160.0	10.0	160.0	10.0
	Fuse	Size [A]																		
	Contactor	In [A]																		
	Contactor	In [A]																		
	Overload Relay	Setting [A]																		
Distribution line	Cable type		Cu-EPR/XLPE		Cu-EPR/XLPE		Cu-EPR/XLPE		Cu-EPR/XLPE		Cu-EPR/XLPE		Cu-EPR/XLPE		Cu-EPR/XLPE		Cu-EPR/XLPE		Cu-EPR/XLPE	
	Sections		3G1.5		3G1.5		3G1.5		3G1.5		3G1.5		3G1.5		3G1.5		3G1.5		3G1.5	
	Length [m]	Iz [A]	10	26.0	10	26.0	10	26.0	10	26.0	10	26.0	10	26.0	10	26.0	10	26.0	10	26.0
	IB L1 [A]	Installation num.	9.6	13		13		13	9.6	13		13		13	9.6	13		13		13
	IB L2 [A]	dU %		1.00	9.6	1.00		1.00		1.00	9.6	1.00		1.00		1.00	9.6	1.00		1.00
	IB L3 [A]	Ib min [kA]		0.43		0.43	9.6	0.43		0.43		0.43	9.6	0.43		0.43		0.43	9.6	0.43
	IB N [A]	Ib max [kA]	9.6	6.00	9.6	6.00	9.6	6.00	9.6	6.00	9.6	6.00	9.6	6.00	9.6	6.00	9.6	6.00	9.6	6.00

(*) The circuit-breaker is in discrimination relations with other circuit-breakers
(**) The circuit-breaker is in back-up relations with other circuit-breakers
(!) Important notice about coordination to be verified in Discrimination report

Rev. n°1			Date:		Description	Customer:			Drawing number:		
Rev. n°2			Drafter:			Project:	Paneli K2.1				
Rev. n°3			Design.:			File:		Sheet: 2	Next sheet: 3	Sheets: 11	
REVISIONS	Date:	Signatures	Approval:			Serial:					

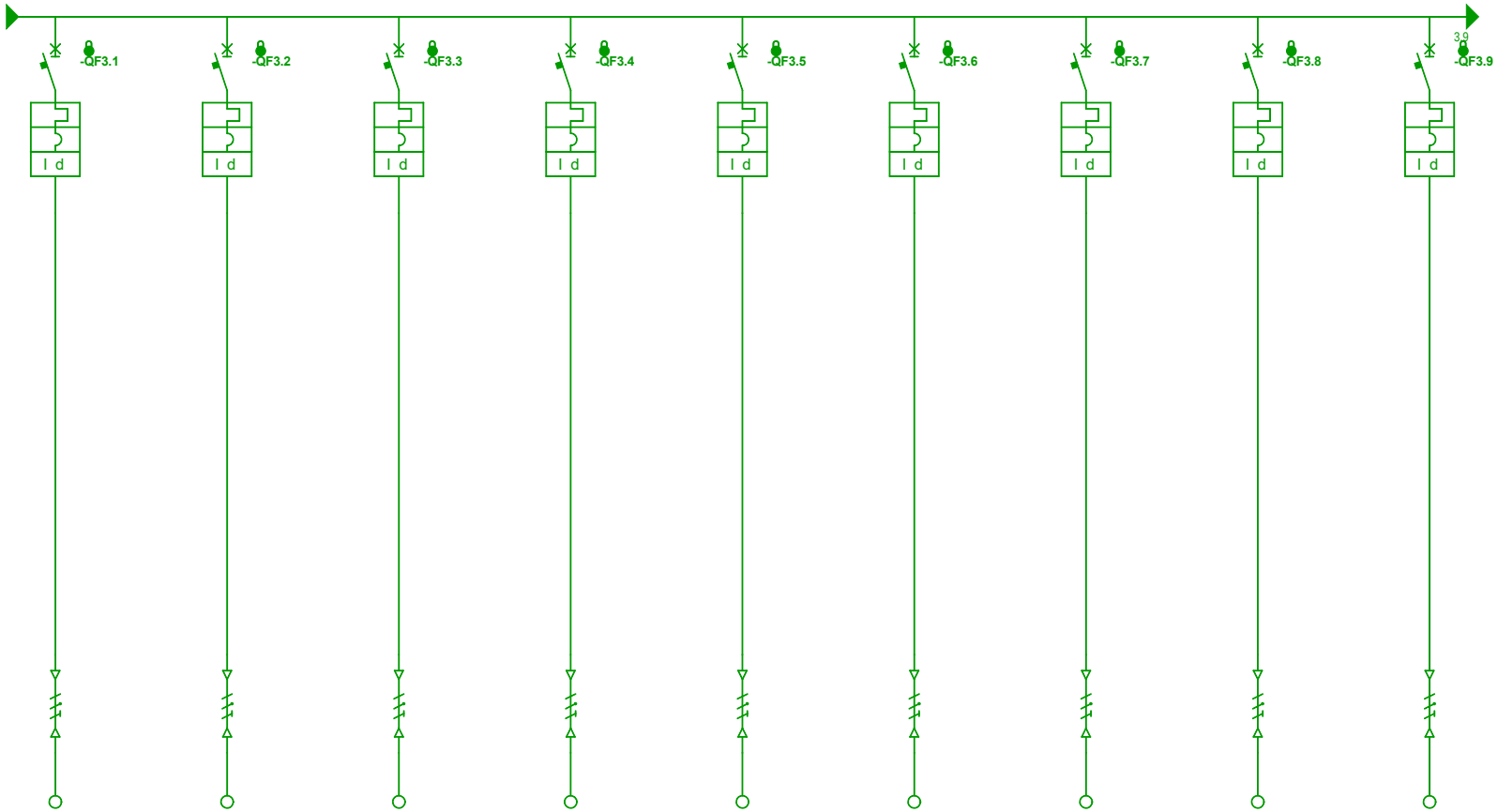

	Description				L16R.K2.1		L17R.K2.1		L18R.K2.1		L19R.K2.1		L20R.K2.1		L21R.K2.1		L22R.K2.1		L23R.K2.1		L24R.K2.1	
Load	Voltage	[V]	dU	%	231	1.00	231	1.00	231	1.00	231	1.00	231	1.00	231	1.00	231	1.00	231	1.00	231	1.00
	Active power	[kW]	UF	%	2.00	100	2.00	100	2.00	100	2.00	100	2.00	100	2.00	100	2.00	100	2.00	100	2.00	100
	In	[A]	Cosphi		9.6	0.90	9.6	0.90	9.6	0.90	9.6	0.90	9.6	0.90	9.6	0.90	9.6	0.90	9.6	0.90	9.6	0.90
Command / protection	Producer				ABB		ABB		ABB		ABB		ABB		ABB		ABB		ABB		ABB	
	Circuit breaker/Disconnector				DS201 C16/0,03-AC		DS201 C16/0,03-AC		DS201 C16/0,03-AC		DS201 C16/0,03-AC		DS201 C16/0,03-AC		DS201 C16/0,03-AC		DS201 C16/0,03-AC		DS201 C16/0,03-AC		DS201 C16/0,03-AC	
	Poles		In	[A]	1P+N	16	1P+N	16	1P+N	16	1P+N	16	1P+N	16	1P+N	16	1P+N	16	1P+N	16	1P+N	16
	Ith	[A]	Idn	[A]	16.0	0.030	16.0	0.030	16.0	0.030	16.0	0.030	16.0	0.030	16.0	0.030	16.0	0.030	16.0	0.030	16.0	0.030
	Im	[A]	Icu/Icn	[kA]	160.0	10.0	160.0	10.0	160.0	10.0	160.0	10.0	160.0	10.0	160.0	10.0	160.0	10.0	160.0	10.0	160.0	10.0
	Fuse		Size	[A]																		
	Contactor		In	[A]																		
	Contactor		In	[A]																		
	Overload Relay		Setting	[A]																		
Distribution line	Cable type				Cu-EPR/XLPE		Cu-EPR/XLPE		Cu-EPR/XLPE		Cu-EPR/XLPE		Cu-EPR/XLPE		Cu-EPR/XLPE		Cu-EPR/XLPE		Cu-EPR/XLPE		Cu-EPR/XLPE	
	Sections				3G1.5		3G1.5		3G1.5		3G1.5		3G1.5		3G1.5		3G1.5		3G1.5		3G1.5	
	Length	[m]	Iz	[A]	10	26.0	10	26.0	10	26.0	10	26.0	10	26.0	10	26.0	10	26.0	10	26.0	10	26.0
	IB L1	[A]	Installation num.		9.6	13		13		13	9.6	13		13		13	9.6	13		13		13
	IB L2	[A]	dU	%		1.00	9.6	1.00		1.00		1.00	9.6	1.00		1.00		1.00	9.6	1.00		1.00
	IB L3	[A]	Ib min	[kA]		0.43		0.43	9.6	0.43		0.43		0.43	9.6	0.43		0.43		0.43	9.6	0.43
	IB N	[A]	Ib max	[kA]	9.6	6.00	9.6	6.00	9.6	6.00	9.6	6.00	9.6	6.00	9.6	6.00	9.6	6.00	9.6	6.00	9.6	6.00

(*) The circuit-breaker is in discrimination relations with other circuit-breakers
(**) The circuit-breaker is in back-up relations with other circuit-breakers
(!) Important notice about coordination to be verified in Discrimination report

Rev. n°1			Date:		Description	Customer:			Drawing number:		
Rev. n°2			Drafter:			Project:	Paneli K2.1				
Rev. n°3			Design.:			File:		Sheet: 3	Next sheet: 4	Sheets: 11	
REVISIONS	Date:	Signatures	Approval:			Serial:					

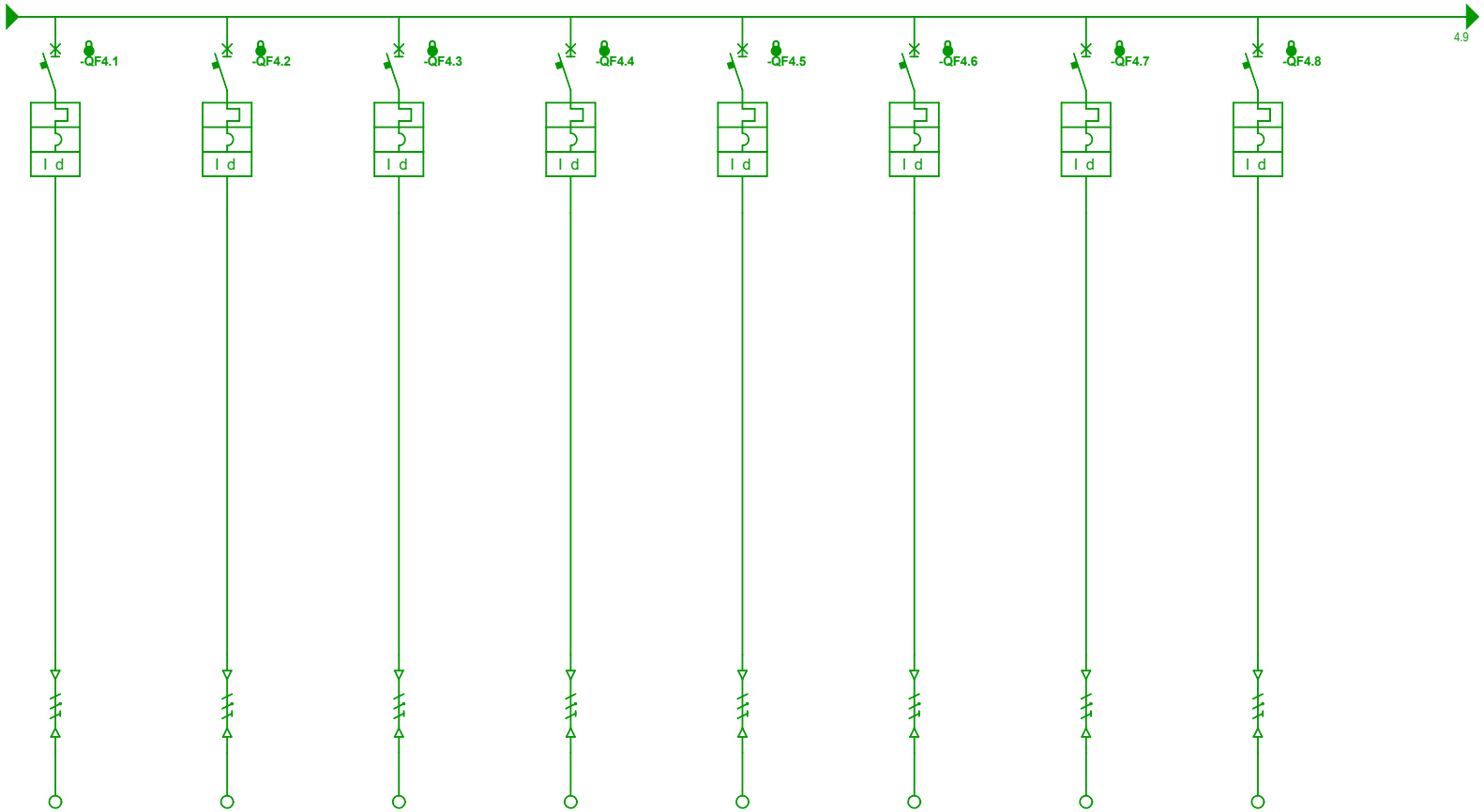

	Description			L22R.K2.1		L23R.K2.1		L24R.K2.1		L25R.K2.1		L26R.K2.1		L27R.K2.1		L28R.K2.1		L29R.K2.1			
Load	Voltage [V]	dU %		231	1.00	231	1.00	231	1.00	231	1.00	231	1.00	231	1.00	231	1.00	231	1.00		
	Active power [kW]	UF %		2.00	100	2.00	100	2.00	100	2.00	100	2.00	100	2.00	100	2.00	100	2.00	100		
	In [A]	Cosphi		9.6	0.90	9.6	0.90	9.6	0.90	9.6	0.90	9.6	0.90	9.6	0.90	9.6	0.90	9.6	0.90		
Command / protection	Producer			ABB		ABB		ABB		ABB		ABB		ABB		ABB		ABB			
	Circuit breaker/Disconnector			DS201 C16/0,03-AC		DS201 C16/0,03-AC		DS201 C16/0,03-AC		DS201 C16/0,03-AC		DS201 C16/0,03-AC		DS201 C16/0,03-AC		DS201 C16/0,03-AC		DS201 C16/0,03-AC			
	Poles	In [A]		1P+N	16	1P+N	16	1P+N	16	1P+N	16	1P+N	16	1P+N	16	1P+N	16	1P+N	16		
	Ith [A]	Idn [A]		16.0	0.030	16.0	0.030	16.0	0.030	16.0	0.030	16.0	0.030	16.0	0.030	16.0	0.030	16.0	0.030		
	Im [A]	Icu/Icn [kA]		160.0	10.0	160.0	10.0	160.0	10.0	160.0	10.0	160.0	10.0	160.0	10.0	160.0	10.0	160.0	10.0		
	Fuse	Size [A]																			
	Contactor	In [A]																			
	Contactor	In [A]																			
	Overload Relay	Setting [A]																			
Distribution line	Cable type			Cu-EPR/XLPE		Cu-EPR/XLPE		Cu-EPR/XLPE		Cu-EPR/XLPE		Cu-EPR/XLPE		Cu-EPR/XLPE		Cu-EPR/XLPE		Cu-EPR/XLPE			
	Sections			3G1.5		3G1.5		3G1.5		3G1.5		3G1.5		3G1.5		3G1.5		3G1.5			
	Length [m]	Iz [A]		10	26.0	10	26.0	10	26.0	10	26.0	10	26.0	10	26.0	10	26.0	10	26.0		
	IB L1 [A]	Installation num.		9.6	13		13		13	9.6	13		13		13	9.6	13		13		
	IB L2 [A]	dU %			1.00	9.6	1.00		1.00		1.00	9.6	1.00		1.00		1.00	9.6	1.00		
	IB L3 [A]	Ib min [kA]			0.43		0.43	9.6	0.43		0.43		0.43	9.6	0.43		0.43		0.43		
	IB N [A]	Ib max [kA]		9.6	6.00	9.6	6.00	9.6	6.00	9.6	6.00	9.6	6.00	9.6	6.00	9.6	6.00	9.6	6.00		

(*) The circuit-breaker is in discrimination relations with other circuit-breakers
(**) The circuit-breaker is in back-up relations with other circuit-breakers
(!) Important notice about coordination to be verified in Discrimination report

Rev. n°1			Date:		Description	Customer:			Drawing number:		
Rev. n°2			Drafter:			Project:	Paneli K2.1				
Rev. n°3			Design.:			File:		Sheet: 4	Next sheet: 5	Sheets: 11	
REVISIONS	Date:	Signatures	Approval:			Serial:					

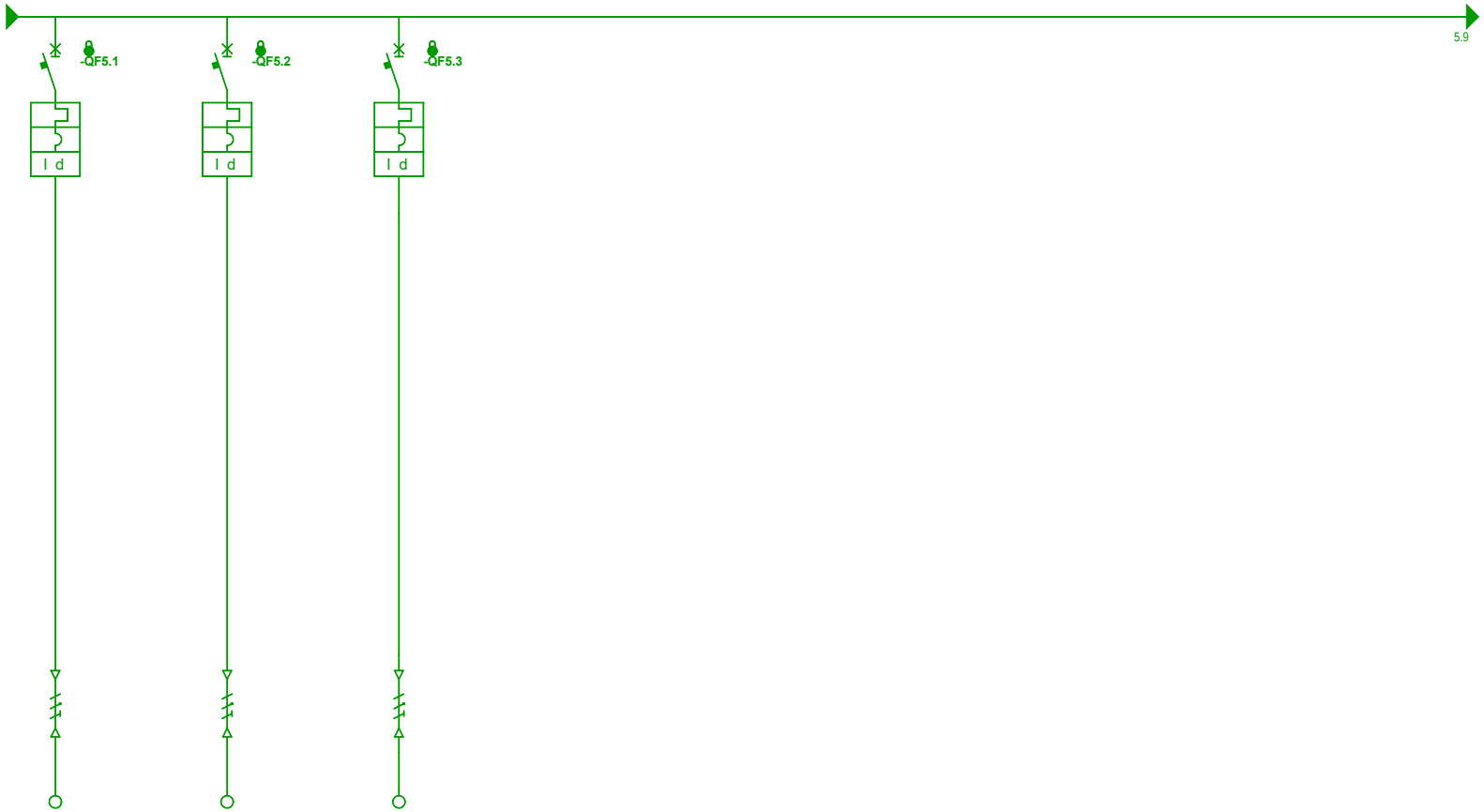

	Description																					
Load					REZERVE		REZERVE		REZERVE													
	Voltage	[V]	dU	%	231	1.00	231	1.00	231	1.00												
	Active power	[kW]	UF	%	2.00	100	2.00	100	2.00	100												
	In	[A]	Cosphi		9.6	0.90	9.6	0.90	9.6	0.90												
Command / protection	Producer				ABB		ABB		ABB													
	Circuit breaker/Disconnector				DS201 C16/0,03-AC		DS201 C16/0,03-AC		DS201 C16/0,03-AC													
	Poles		In	[A]	1P+N	16	1P+N	16	1P+N	16												
	Ith	[A]	Idn	[A]	16.0	0.030	16.0	0.030	16.0	0.030												
	Im	[A]	Icu/Icn	[kA]	160.0	10.0	160.0	10.0	160.0	10.0												
	Fuse		Size	[A]																		
	Contactor		In	[A]																		
	Contactor		In	[A]																		
	Overload Relay		Setting	[A]																		
Distribution line	Cable type				Cu-EPR/XLPE		Cu-EPR/XLPE		Cu-EPR/XLPE													
	Sections				3G1.5		3G1.5		3G1.5													
	Length	[m]	Iz	[A]	10	26.0	10	26.0	10	26.0												
	IB L1	[A]	Installation num.		9.6	13		13		13												
	IB L2	[A]	dU	%		1.00	9.6	1.00		1.00												
	IB L3	[A]	Ib min	[kA]		0.43		0.43	9.6	0.43												
	IB N	[A]	Ib max	[kA]	9.6	6.00	9.6	6.00	9.6	6.00												

(*) The circuit-breaker is in discrimination relations with other circuit-breakers
(**) The circuit-breaker is in back-up relations with other circuit-breakers
(!) Important notice about coordination to be verified in Discrimination report

Rev. n°1			Date:			Description	Customer:			Drawing number:		
Rev. n°2			Drafter:				Project:	Paneli K2.1				
Rev. n°3			Design.:				File:		Sheet: 5	Next sheet: 6	Sheets: 11	
REVISIONS	Date:	Signatures	Approval:				Serial:					

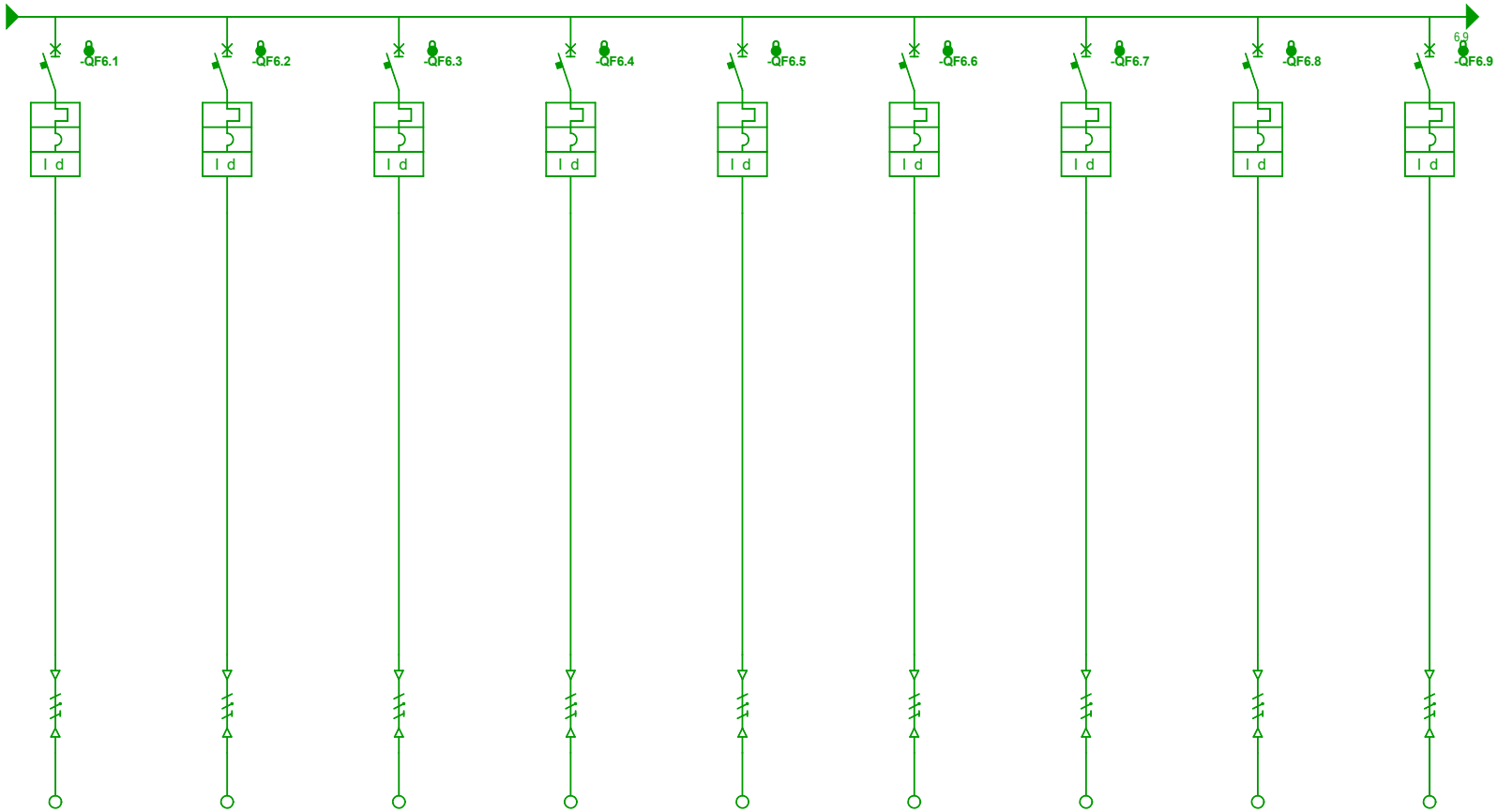

	Description			L1N.K2.1 NDRICIM		L2N.K2.1 NDRICIM		L3N.K2.1 NDRICIM		L4N.K2.1 NDRICIM		L5N.K2.1 NDRICIM		L6N.K2.1 NDRICIM		L7N.K2.1 NDRICIM		L8N.K2.1 NDRICIM		L9N.K2.1 NDRICIM	
Load	Voltage [V]	dU %		231	0.49	231	0.49	231	0.49	231	0.49	231	0.49	231	0.49	231	0.49	231	0.49	231	0.49
	Active power [kW]	UF %		1.00	100	1.00	100	1.00	100	1.00	100	1.00	100	1.00	100	1.00	100	1.00	100	1.00	100
	In [A]	Cosphi		4.8	0.90	4.8	0.90	4.8	0.90	4.8	0.90	4.8	0.90	4.8	0.90	4.8	0.90	4.8	0.90	4.8	0.90
Command / protection	Producer			ABB		ABB		ABB		ABB		ABB		ABB		ABB		ABB		ABB	
	Circuit breaker/Disconnector			DS201 C10/0,03-AC		DS201 C10/0,03-AC		DS201 C10/0,03-AC		DS201 C10/0,03-AC		DS201 C10/0,03-AC		DS201 C10/0,03-AC		DS201 C10/0,03-AC		DS201 C10/0,03-AC		DS201 C10/0,03-AC	
	Poles	In [A]		1P+N	10	1P+N	10	1P+N	10	1P+N	10	1P+N	10	1P+N	10	1P+N	10	1P+N	10	1P+N	10
	Ith [A]	Idn [A]		10.0	0.030	10.0	0.030	10.0	0.030	10.0	0.030	10.0	0.030	10.0	0.030	10.0	0.030	10.0	0.030	10.0	0.030
	Im [A]	Icu/Icn [kA]		100.0	10.0	100.0	10.0	100.0	10.0	100.0	10.0	100.0	10.0	100.0	10.0	100.0	10.0	100.0	10.0	100.0	10.0
	Fuse	Size [A]																			
	Contactor	In [A]																			
	Contactor	In [A]																			
	Overload Relay	Setting [A]																			
Distribution line	Cable type			Cu-EPR/XLPE		Cu-EPR/XLPE		Cu-EPR/XLPE		Cu-EPR/XLPE		Cu-EPR/XLPE		Cu-EPR/XLPE		Cu-EPR/XLPE		Cu-EPR/XLPE		Cu-EPR/XLPE	
	Sections			3G1.5		3G1.5		3G1.5		3G1.5		3G1.5		3G1.5		3G1.5		3G1.5		3G1.5	
	Length [m]	Iz [A]		10	26.0	10	26.0	10	26.0	10	26.0	10	26.0	10	26.0	10	26.0	10	26.0	10	26.0
	IB L1 [A]	Installation num.		4.8	13		13		13	4.8	13		13		13	4.8	13		13		13
	IB L2 [A]	dU %			0.49	4.8	0.49		0.49		0.49	4.8	0.49		0.49		0.49	4.8	0.49		0.49
	IB L3 [A]	Ib min [kA]			0.43		0.43	4.8	0.43		0.43		0.43	4.8	0.43		0.43		0.43	4.8	0.43
	IB N [A]	Ib max [kA]		4.8	6.00	4.8	6.00	4.8	6.00	4.8	6.00	4.8	6.00	4.8	6.00	4.8	6.00	4.8	6.00	4.8	6.00

(*) The circuit-breaker is in discrimination relations with other circuit-breakers
(**) The circuit-breaker is in back-up relations with other circuit-breakers
(!) Important notice about coordination to be verified in Discrimination report

Rev. n°1			Date:		Description	Customer:			Drawing number:		
Rev. n°2			Drafter:			Project:	Paneli K2.1				
Rev. n°3			Design.:			File:		Sheet: 6	Next sheet: 7	Sheets: 11	
REVISIONS	Date:	Signatures	Approval:			Serial:					

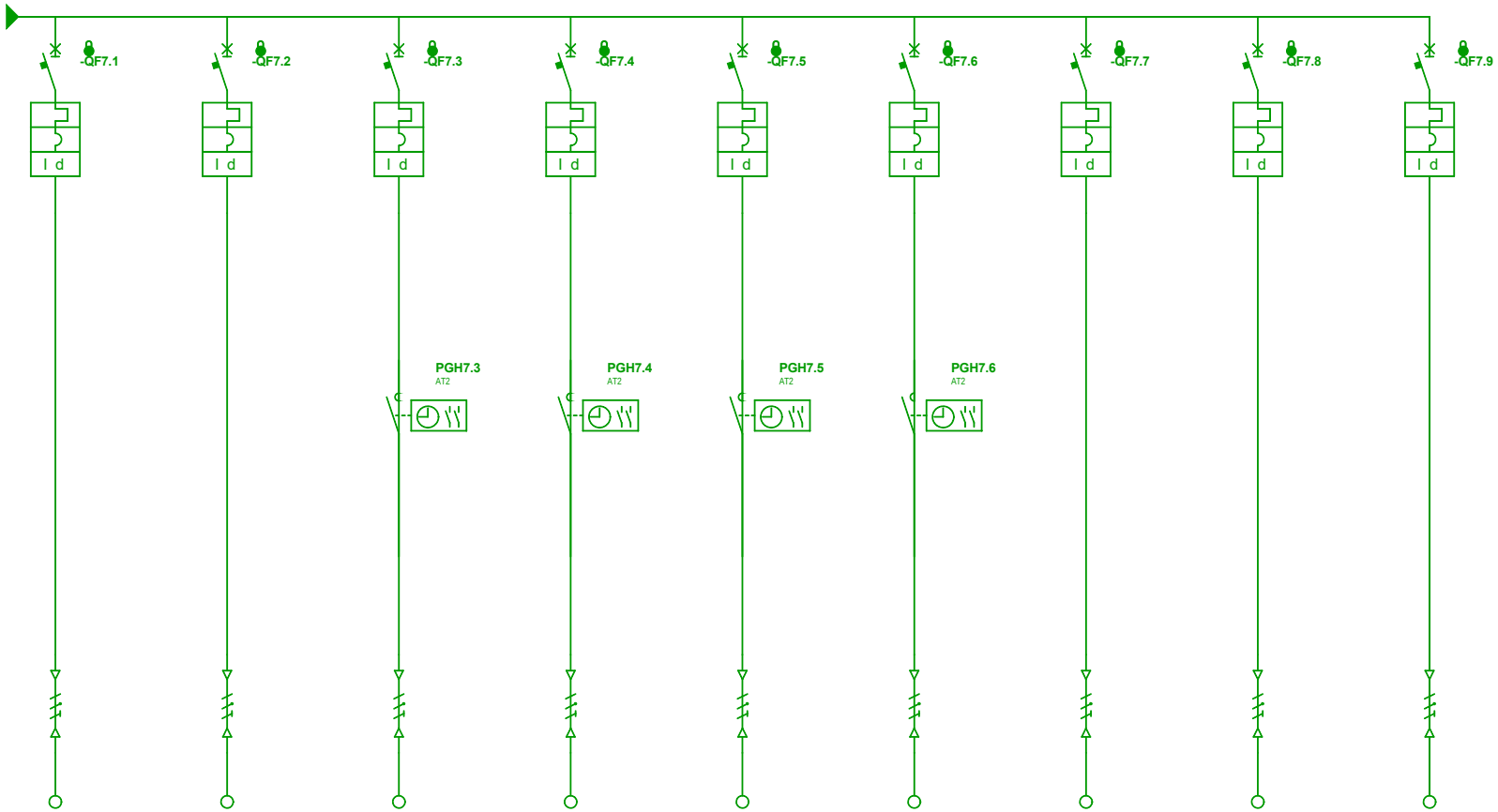

	Description																			
Load			L10N.K2.1 NDRICIM		L11N.K2.1 NDRICIM		L12N.K2.1 NDRICIM		L13N.K2.1 NDRICIM		L14N.K2.1 NDRICIM		L15N.K2.1 NDRICIM		REZERVE		REZERVE		REZERVE	
	Voltage [V]	dU %	231	0.49	231	0.49	231	0.49	231	0.49	231	0.49	231	0.49	231	0.49	231	0.49	231	0.49
	Active power [kW]	UF %	1.00	100	1.00	100	1.00	100	1.00	100	1.00	100	1.00	100	1.00	100	1.00	100	1.00	100
	In [A]	Cosphi	4.8	0.90	4.8	0.90	4.8	0.90	4.8	0.90	4.8	0.90	4.8	0.90	4.8	0.90	4.8	0.90	4.8	0.90
Command / protection	Producer		ABB		ABB		ABB		ABB		ABB		ABB		ABB		ABB		ABB	
	Circuit breaker/Disconnector		DS201 C10/0,03-AC		DS201 C10/0,03-AC		DS201 C10/0,03-AC		DS201 C10/0,03-AC		DS201 C10/0,03-AC		DS201 C10/0,03-AC		DS201 C10/0,03-AC		DS201 C10/0,03-AC		DS201 C10/0,03-AC	
	Poles	In [A]	1P+N	10	1P+N	10	1P+N	10	1P+N	10	1P+N	10	1P+N	10	1P+N	10	1P+N	10	1P+N	10
	Ith [A]	Idn [A]	10.0	0.030	10.0	0.030	10.0	0.030	10.0	0.030	10.0	0.030	10.0	0.030	10.0	0.030	10.0	0.030	10.0	0.030
	Im [A]	Icu/Icn [kA]	100.0	10.0	100.0	10.0	100.0	10.0	100.0	10.0	100.0	10.0	100.0	10.0	100.0	10.0	100.0	10.0	100.0	10.0
	Fuse	Size [A]																		
	Contactor	In [A]																		
	Contactor	In [A]																		
	Overload Relay	Setting [A]																		
Distribution line	Cable type		Cu-EPR/XLPE		Cu-EPR/XLPE		Cu-EPR/XLPE		Cu-EPR/XLPE		Cu-EPR/XLPE		Cu-EPR/XLPE		Cu-EPR/XLPE		Cu-EPR/XLPE		Cu-EPR/XLPE	
	Sections		3G1.5		3G1.5		3G1.5		3G1.5		3G1.5		3G1.5		3G1.5		3G1.5		3G1.5	
	Length [m]	Iz [A]	10	26.0	10	26.0	10	26.0	10	26.0	10	26.0	10	26.0	10	26.0	10	26.0	10	26.0
	IB L1 [A]	Installation num.	4.8	13		13		13	4.8	13		13		13	4.8	13		13		13
	IB L2 [A]	dU %		0.49	4.8	0.49		0.49		0.49	4.8	0.49		0.49		0.49	4.8	0.49		0.49
	IB L3 [A]	Ib min [kA]		0.43		0.43	4.8	0.43		0.43		0.43	4.8	0.43		0.43		0.43	4.8	0.43
	IB N [A]	Ib max [kA]	4.8	6.00	4.8	6.00	4.8	5.99	4.8	5.99	4.8	5.99	4.8	5.99	4.8	6.00	4.8	6.00	4.8	6.00

(*) The circuit-breaker is in discrimination relations with other circuit-breakers
(**) The circuit-breaker is in back-up relations with other circuit-breakers
(!) Important notice about coordination to be verified in Discrimination report

Rev. n°1			Date:		Description	Customer:			Drawing number:		
Rev. n°2			Drafter:			Project:	Paneli K2.1				
Rev. n°3			Design.:			File:		Sheet: 7	Next sheet: 8	Sheets: 11	
REVISIONS	Date:	Signatures	Approval:			Serial:					

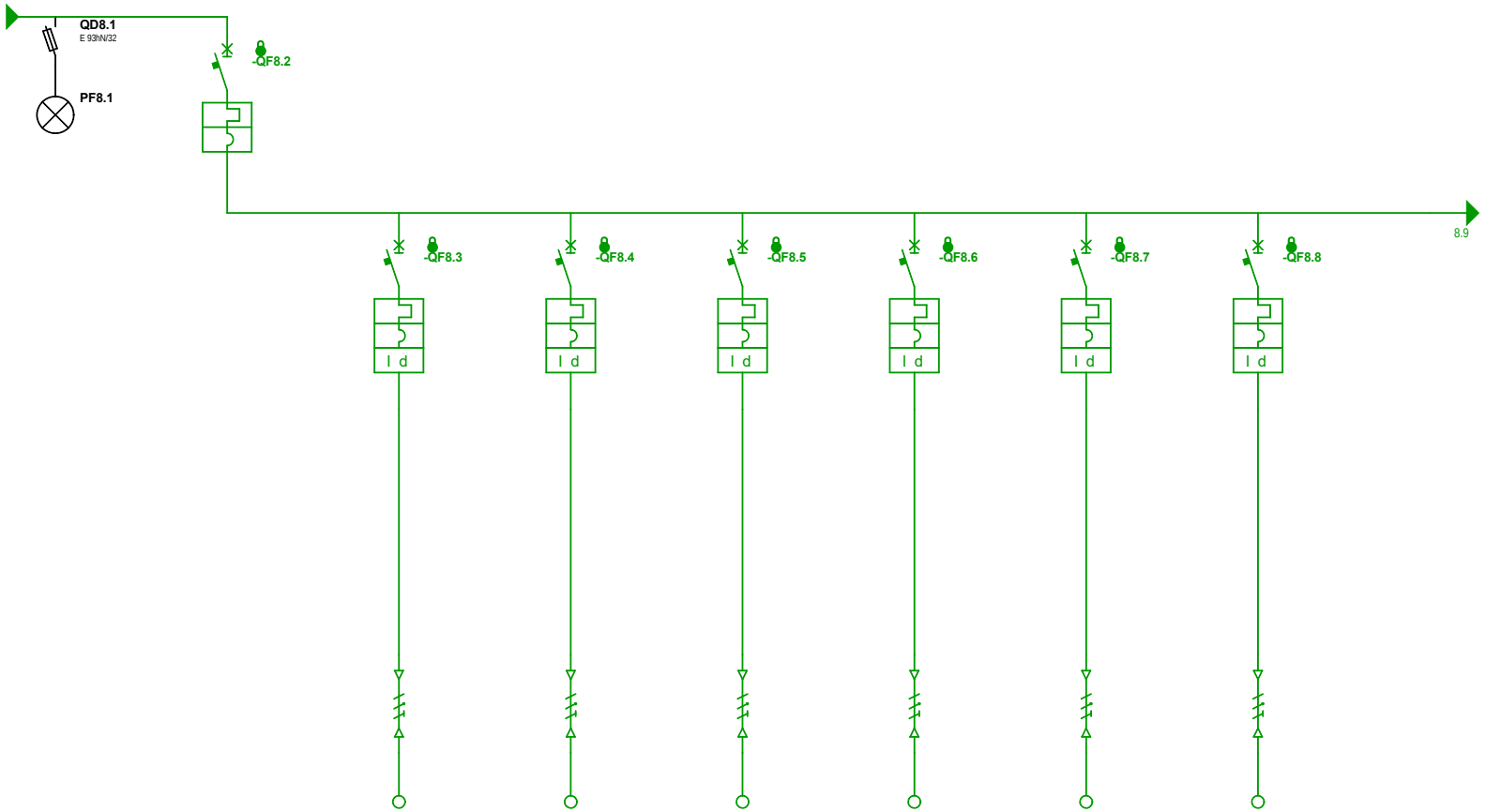

				KRYESORI UPS		L1U.K2.1 PRIZA		L2U.K2.1 PRIZA		L3U.K2.1 PRIZA		L4U.K2.1 PRIZA		L5U.K2.1 PRIZA		L6U.K2.1 PRIZA			
Load	Description																				
	Voltage	[V]	dU	%			231	1.00	231	1.00	231	1.00	231	1.00	231	1.00	231	1.00		
	Active power	[kW]	UF	%			2.00	100	2.00	100	2.00	100	2.00	100	2.00	100	2.00	100		
	In	[A]	Cosphi				9.6	0.90	9.6	0.90	9.6	0.90	9.6	0.90	9.6	0.90	9.6	0.90		
Command / protection	Producer				ABB		ABB		ABB		ABB		ABB		ABB		ABB			
	Circuit breaker/Disconnector				S204M-C50		DS201 C16/0,03-AC		DS201 C16/0,03-AC		DS201 C16/0,03-AC		DS201 C16/0,03-AC		DS201 C16/0,03-AC		DS201 C16/0,03-AC			
	Poles		In	[A]	4P	50	1P+N	16	1P+N	16	1P+N	16	1P+N	16	1P+N	16	1P+N	16		
	Ith	[A]	Idn	[A]	50.0		16.0	0.030	16.0	0.030	16.0	0.030	16.0	0.030	16.0	0.030	16.0	0.030		
	Im	[A]	Icu/Icn	[kA]	500.0	15.0	160.0	10.0	160.0	10.0	160.0	10.0	160.0	10.0	160.0	10.0	160.0	10.0		
	Fuse		Size	[A]																
	Contactor		In	[A]																
	Contactor		In	[A]																
	Overload Relay		Setting	[A]																
Distribution line	Cable type						Cu-EPR/XLPE		Cu-EPR/XLPE		Cu-EPR/XLPE		Cu-EPR/XLPE		Cu-EPR/XLPE		Cu-EPR/XLPE			
	Sections						3G1.5		3G1.5		3G1.5		3G1.5		3G1.5		3G1.5			
	Length	[m]	Iz	[A]			10	26.0	10	26.0	10	26.0	10	26.0	10	26.0	10	26.0		
	IB L1	[A]	Installation num.		45.7		9.6	13		13		13	9.6	13		13		13		
	IB L2	[A]	dU	%	36.1			1.00	9.6	1.00		1.00		1.00	9.6	1.00		1.00		
	IB L3	[A]	Ib min	[kA]	33.7			0.43		0.43	9.6	0.43		0.43		0.43	9.6	0.43		
	IB N	[A]	Ib max	[kA]	11.0		9.6	5.99	9.6	5.99	9.6	5.99	9.6	5.99	9.6	5.99	9.6	5.99		

(*) The circuit-breaker is in discrimination relations with other circuit-breakers
(**) The circuit-breaker is in back-up relations with other circuit-breakers
(!) Important notice about coordination to be verified in Discrimination report

Rev. n°1			Date:		Description	Customer:			Drawing number:		
Rev. n°2			Drafter:			Project:	Paneli K2.1				
Rev. n°3			Design.:			File:		Sheet: 8	Next sheet: 9	Sheets: 11	
REVISIONS	Date:	Signatures	Approval:			Serial:					

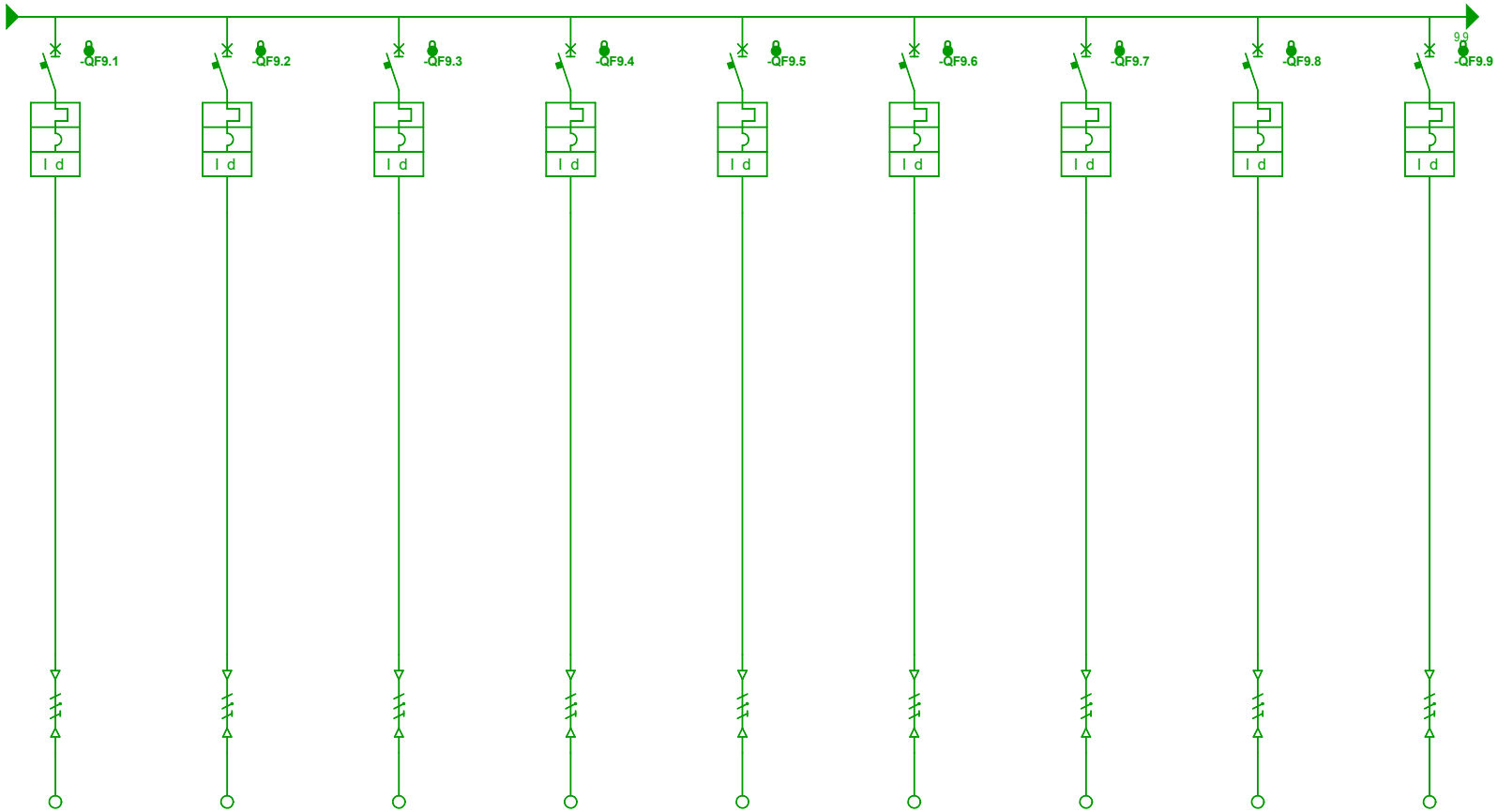

	Description																					
				L7U.K2.1 PRIZA		L8U.K2.1 PRIZA		L9U.K2.1 PRIZA		L10U.K2.1 PRIZA		L11U.K2.1 PRIZA		L12U.K2.1 PRIZA		L13U.K2.1 PRIZA		L14U.K2.1 PRIZA		L15U.K2.1 PRIZA	
Load	Voltage	[V]	dU	%	231	1.00	231	1.00	231	1.00	231	1.00	231	1.00	231	1.00	231	1.00	231	1.00	231	1.00
Load	Active power	[kW]	UF	%	2.00	100	2.00	100	2.00	100	2.00	100	2.00	100	2.00	100	2.00	100	2.00	100	2.00	100
Load	In	[A]	Cosphi		9.6	0.90	9.6	0.90	9.6	0.90	9.6	0.90	9.6	0.90	9.6	0.90	9.6	0.90	9.6	0.90	9.6	0.90
Command / protection	Producer				ABB		ABB		ABB		ABB		ABB		ABB		ABB		ABB		ABB	
Command / protection	Circuit breaker/Disconnector				DS201 C16/0,03-AC		DS201 C16/0,03-AC		DS201 C16/0,03-AC		DS201 C16/0,03-AC		DS201 C16/0,03-AC		DS201 C16/0,03-AC		DS201 C16/0,03-AC		DS201 C16/0,03-AC		DS201 C16/0,03-AC	
Command / protection	Poles		In	[A]	1P+N	16	1P+N	16	1P+N	16	1P+N	16	1P+N	16	1P+N	16	1P+N	16	1P+N	16	1P+N	16
Command / protection	Ith	[A]	Idn	[A]	16.0	0.030	16.0	0.030	16.0	0.030	16.0	0.030	16.0	0.030	16.0	0.030	16.0	0.030	16.0	0.030	16.0	0.030
Command / protection	Im	[A]	Icu/Icn	[kA]	160.0	10.0	160.0	10.0	160.0	10.0	160.0	10.0	160.0	10.0	160.0	10.0	160.0	10.0	160.0	10.0	160.0	10.0
Command / protection	Fuse		Size	[A]																		
Command / protection	Contactor		In	[A]																		
Command / protection	Contactor		In	[A]																		
Command / protection	Overload Relay		Setting	[A]																		
Distribution line	Cable type				Cu-EPR/XLPE		Cu-EPR/XLPE		Cu-EPR/XLPE		Cu-EPR/XLPE		Cu-EPR/XLPE		Cu-EPR/XLPE		Cu-EPR/XLPE		Cu-EPR/XLPE		Cu-EPR/XLPE	
Distribution line	Sections				3G1.5		3G1.5		3G1.5		3G1.5		3G1.5		3G1.5		3G1.5		3G1.5		3G1.5	
Distribution line	Length	[m]	Iz	[A]	10	26.0	10	26.0	10	26.0	10	26.0	10	26.0	10	26.0	10	26.0	10	26.0	10	26.0
Distribution line	IB L1	[A]	Installation num.		9.6	13		13		13	9.6	13		13		13	9.6	13		13		13
Distribution line	IB L2	[A]	dU	%		1.00	9.6	1.00		1.00		1.00	9.6	1.00		1.00		1.00	9.6	1.00		1.00
Distribution line	IB L3	[A]	Ib min	[kA]		0.43		0.43	9.6	0.43		0.43		0.43	9.6	0.43		0.43		0.43	9.6	0.43
Distribution line	IB N	[A]	Ib max	[kA]	9.6	5.99	9.6	5.99	9.6	5.99	9.6	5.99	9.6	5.99	9.6	5.99	9.6	5.99	9.6	5.99	9.6	5.99

(*) The circuit-breaker is in discrimination relations with other circuit-breakers
(**) The circuit-breaker is in back-up relations with other circuit-breakers
(!) Important notice about coordination to be verified in Discrimination report

Rev. n°1			Date:		Description	Customer:			Drawing number:		
Rev. n°2			Drafter:			Project:	Paneli K2.1				
Rev. n°3			Design.:			File:		Sheet: 9	Next sheet: 10	Sheets: 11	
REVISIONS	Date:	Signatures	Approval:			Serial:					

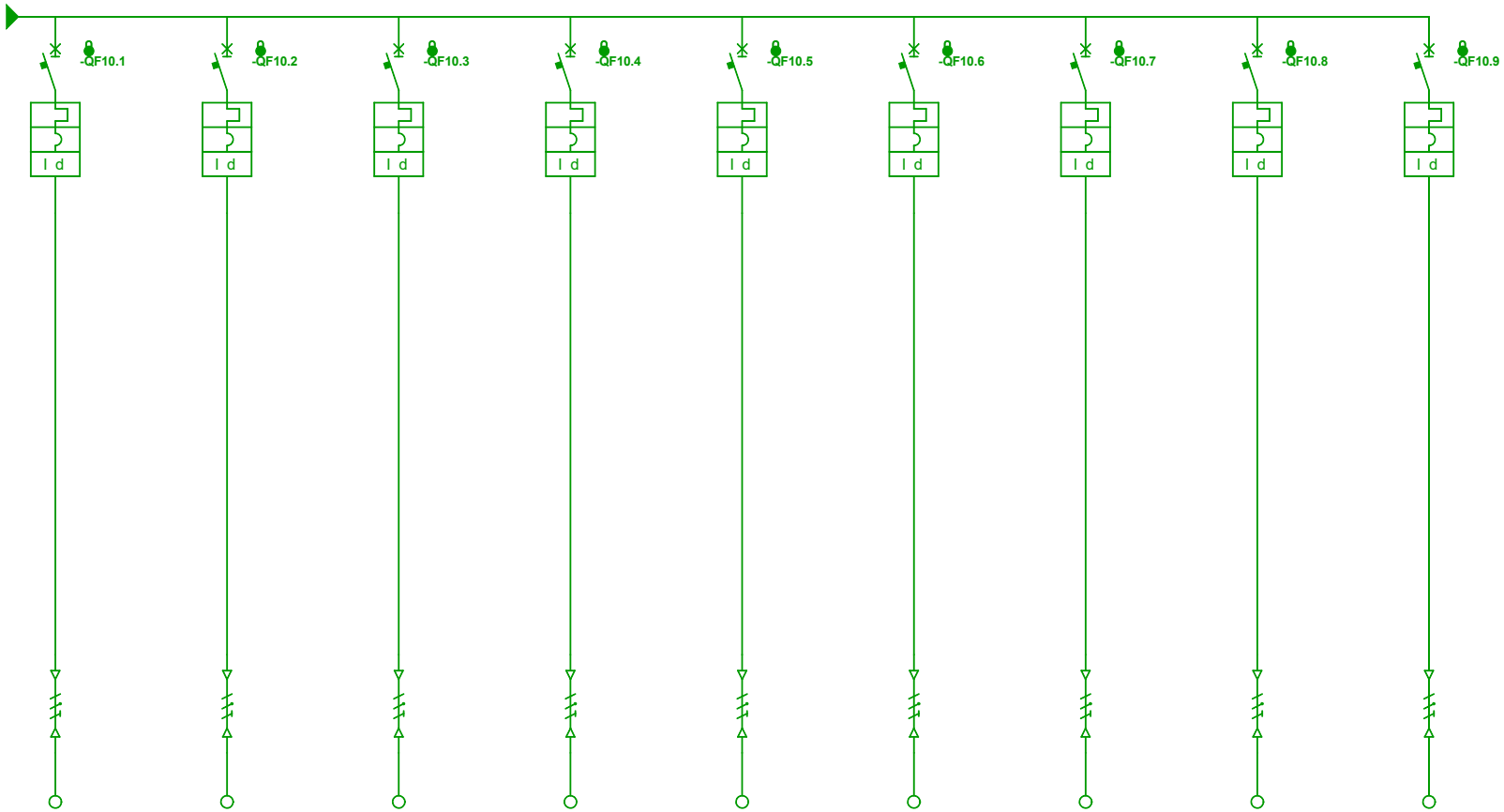

	Description																			
Load	Voltage [V]	dU %	231	1.00	231	1.00	231	1.00	231	2.18	231	0.49	231	1.00	231	1.00	231	1.00	231	0.49
	Active power [kW]	UF %	2.00	100	2.00	100	2.00	100	4.00	100	1.00	100	2.00	100	2.00	100	2.00	100	1.00	100
	In [A]	Cosphi	9.6	0.90	9.6	0.90	9.6	0.90	19.2	0.90	4.8	0.90	9.6	0.90	9.6	0.90	9.6	0.90	4.8	0.90
Command / protection	Producer		ABB		ABB		ABB		ABB		ABB		ABB		ABB		ABB		ABB	
	Circuit breaker/Disconnector		DS201 C16/0,03-AC		DS201 C16/0,03-AC		DS201 C16/0,03-AC		DS201 C20/0,03-AC		DS201 C10/0,03-AC		DS201 C16/0,03-AC		DS201 C16/0,03-AC		DS201 C10/0,03-AC		DS201 C10/0,03-AC	
	Poles	In [A]	1P+N	16	1P+N	16	1P+N	16	1P+N	20	1P+N	10	1P+N	16	1P+N	16	1P+N	10	1P+N	10
	Ith [A]	Idn [A]	16.0	0.030	16.0	0.030	16.0	0.030	20.0	0.030	10.0	0.030	16.0	0.030	16.0	0.030	10.0	0.030	10.0	0.030
	Im [A]	Icu/Icn [kA]	160.0	10.0	160.0	10.0	160.0	10.0	200.0	10.0	100.0	10.0	160.0	10.0	160.0	10.0	100.0	10.0	100.0	10.0
	Fuse	Size [A]																		
	Contactor	In [A]																		
	Contactor	In [A]																		
	Overload Relay	Setting [A]																		
Distribution line	Cable type		Cu-EPR/XLPE		Cu-EPR/XLPE		Cu-EPR/XLPE		Cu-EPR/XLPE		Cu-EPR/XLPE		Cu-EPR/XLPE		Cu-EPR/XLPE		Cu-EPR/XLPE		Cu-EPR/XLPE	
	Sections		3G1.5		3G1.5		3G1.5		3G1.5		3G1.5		3G1.5		3G1.5		3G1.5		3G1.5	
	Length [m]	Iz [A]	10	26.0	10	26.0	10	26.0	10	26.0	10	26.0	10	26.0	10	26.0	10	26.0	10	26.0
	IB L1 [A]	Installation num.	9.6	13		13		13	19.2	13		13	9.6	13		13		13	4.8	13
	IB L2 [A]	dU %		1.00	9.6	1.00		1.00		2.19	4.8	0.49		1.00	9.6	1.00		1.00		0.49
	IB L3 [A]	Ib min [kA]		0.43		0.43	9.6	0.43		0.43		0.43		0.43		0.43	9.6	0.43		0.43
	IB N [A]	Ib max [kA]	9.6	5.99	9.6	5.99	9.6	5.99	19.2	5.99	4.8	5.99	9.6	5.99	9.6	5.99	9.6	5.99	4.8	5.99

(*) The circuit-breaker is in discrimination relations with other circuit-breakers
(**) The circuit-breaker is in back-up relations with other circuit-breakers
(!) Important notice about coordination to be verified in Discrimination report

Rev. n°1			Date:		Description	Customer:			Drawing number:		
Rev. n°2			Drafter:			Project:	Paneli K2.1				
Rev. n°3			Design.:			File:		Sheet: 10	Next sheet: 11	Sheets: 11	
REVISIONS	Date:	Signatures	Approval:			Serial:					

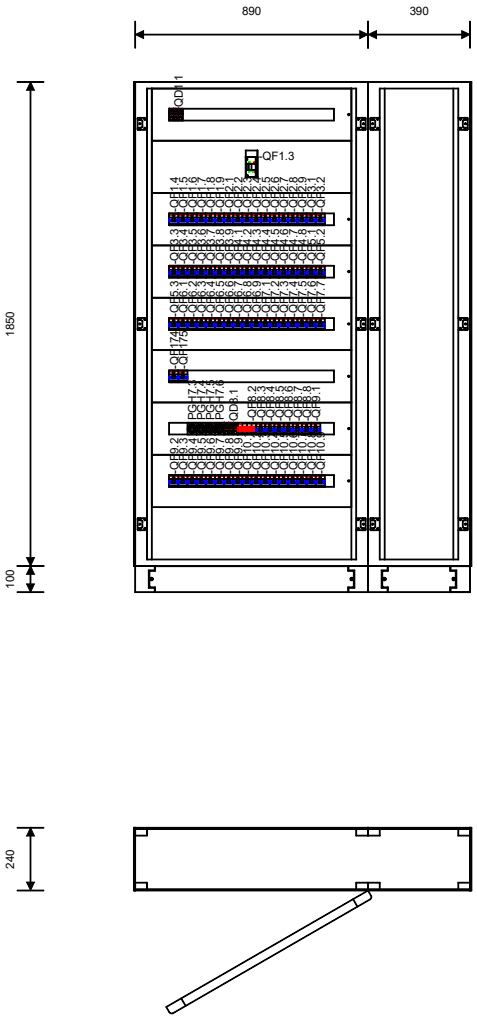

(*) The circuit-breaker is in discrimination relations with other circuit-breakers
(**) The circuit-breaker is in back-up relations with other circuit-breakers
(!) Important notice about coordination to be verified in Discrimination report

Rev. n°1			Date:			Description	Customer:			Drawing number:	
Rev. n°2			Drafter:				Project:				
Rev. n°3			Design.:				File:		Sheet: 11	Next sheet:	Sheets: 11
REVISIONS	Date:	Signatures	Approval:				Serial:				

Short circuit calculation

Switchboard	Ib LLL (kA)	Ip LLL (kA)	Ib LL (kA)	Ip LL (kA)	Ib LN (kA)	Ip LN (kA)	Ib LPE (kA)	Ip LPE (kA)
Switchboard1	10.00	24.68	8.66	21.37	6.00	14.81	6.00	14.81

Rev. n°1			Date:			Description	Customer:			Drawing number:	
Rev. n°2			Drafter:				Project:	Paneli K2.1			
Rev. n°3			Design.:				File:		Sheet: 1	Next sheet:	Sheets: 1
REVISIONS	Date:	Signatures	Approval:				Serial:				

Protection of Lv Cables

-WC1.4 L1R.K2.1

Load data	Phases - Distribution System		LN / TN-S (L1-N)
	Voltage	[V]	230.94
	IB (A)	[A]	9.6
	Cosphi		0.90
Cable	Cable cross-sections		3G2.5
	Conductor - Insulator		Cu / EPR/XLPE
	Length (m)	[m]	10
	Iz (A)	[A]	36.0
	dU (%)		0.59
	Work Temp (°C)	[°C]	34.3
	Power loss	[W]	14.49
	K²S²	[A2s]	127581

Protection checks

Overload: protected by **-QF1.4 DS201 C16/0,03-AC** — **Passed**
IB (9.62[A]) <= Ith (16.00[A]) <= Iz (36.00[A]) and If (23.20[A]) <= 1.45*Iz (52.20[A]); Uref=400V

1 2 — **Short circuit at terminal 1 (current flowing downstream): protected by** **-QF1.4 DS201 C16/0,03-AC** — **Passed**
Protection guaranteed up to Ik LN (6.00[kA]), Ik L-PE (6.00[kA]); Uref=400V

Indirect touch at terminal 2 (current flowing downstream): protected by **-QF1.4 DS201 C16/0,03-AC** — **Passed**
Id (0.03[A]) <= Ikmin L-PE (0.71[kA]) and Td (0.04[s]) <= Max tripping time (0.40[s]); Uref=400V

1 2 — **Short circuit at terminal 2 (current flowing upstream): protected by**

Indirect touch at terminal 1 (current flowing upstream): protected by

-WC1.5 L2R.K2.1

Load data	Phases - Distribution System		LN / TN-S (L2-N)
	Voltage	[V]	230.94
	IB (A)	[A]	9.6
	Cosphi		0.90
Cable	Cable cross-sections		3G2.5
	Conductor - Insulator		Cu / EPR/XLPE
	Length (m)	[m]	10
	Iz (A)	[A]	36.0
	dU (%)		0.59
	Work Temp (°C)	[°C]	34.3
	Power loss	[W]	14.49
	K²S²	[A2s]	127581

Protection checks

Overload: protected by **-QF1.5 DS201 C16/0,03-AC** — **Passed**
IB (9.62[A]) <= Ith (16.00[A]) <= Iz (36.00[A]) and If (23.20[A]) <= 1.45*Iz (52.20[A]); Uref=400V

1 2 — **Short circuit at terminal 1 (current flowing downstream): protected by** **-QF1.5 DS201 C16/0,03-AC** — **Passed**
Protection guaranteed up to Ik LN (6.00[kA]), Ik L-PE (6.00[kA]); Uref=400V

Indirect touch at terminal 2 (current flowing downstream): protected by **-QF1.5 DS201 C16/0,03-AC** — **Passed**
Id (0.03[A]) <= Ikmin L-PE (0.71[kA]) and Td (0.04[s]) <= Max tripping time (0.40[s]); Uref=400V

1 2 — **Short circuit at terminal 2 (current flowing upstream): protected by**

Indirect touch at terminal 1 (current flowing upstream): protected by

-WC1.6 L3R.K2.1

Load data	Phases - Distribution System		LN / TN-S (L3-N)
	Voltage	[V]	230.94
	IB (A)	[A]	9.6
	Cosphi		0.90
Cable	Cable cross-sections		3G2.5
	Conductor - Insulator		Cu / EPR/XLPE
	Length (m)	[m]	10
	Iz (A)	[A]	36.0
	dU (%)		0.59
	Work Temp (°C)	[°C]	34.3
	Power loss	[W]	14.49
	K²S²	[A2s]	127581

Protection checks

Overload: protected by **-QF1.6 DS201 C16/0,03-AC** — **Passed**
IB (9.62[A]) <= Ith (16.00[A]) <= Iz (36.00[A]) and If (23.20[A]) <= 1.45*Iz (52.20[A]); Uref=400V

1 2 — **Short circuit at terminal 1 (current flowing downstream): protected by** **-QF1.6 DS201 C16/0,03-AC** — **Passed**
Protection guaranteed up to Ik LN (6.00[kA]), Ik L-PE (6.00[kA]); Uref=400V

Indirect touch at terminal 2 (current flowing downstream): protected by **-QF1.6 DS201 C16/0,03-AC** — **Passed**
Id (0.03[A]) <= Ikmin L-PE (0.71[kA]) and Td (0.04[s]) <= Max tripping time (0.40[s]); Uref=400V

1 2 — **Short circuit at terminal 2 (current flowing upstream): protected by**

Indirect touch at terminal 1 (current flowing upstream): protected by

Protection of Lv Cables

-WC1.7 L4R.K2.1

Load data	Phases - Distribution System		LN / TN-S (L1-N)
	Voltage	[V]	230.94
	IB (A)	[A]	9.6
	Cosphi		0.90
Cable	Cable cross-sections		3G2.5
	Conductor - Insulator		Cu / EPR/XLPE
	Length (m)	[m]	10
	Iz (A)	[A]	36.0
	dU (%)		0.59
	Work Temp (°C)	[°C]	34.3
	Power loss	[W]	14.49
	K²S²	[A2s]	127581

Protection checks

Overload: protected by **-QF1.7 DS201 C16/0,03-AC** — **Passed**
IB (9.62[A]) <= Ith (16.00[A]) <= Iz (36.00[A]) and If (23.20[A]) <= 1.45*Iz (52.20[A]); Uref=400V

Short circuit at terminal 1 (current flowing downstream): protected by **-QF1.7 DS201 C16/0,03-AC** — **Passed**
Protection guaranteed up to Ik LN (6.00[kA]), Ik L-PE (6.00[kA]); Uref=400V

Indirect touch at terminal 2 (current flowing downstream): protected by **-QF1.7 DS201 C16/0,03-AC** — **Passed**
Id (0.03[A]) <= Ikmin L-PE (0.71[kA]) and Td (0.04[s]) <= Max tripping time (0.40[s]); Uref=400V

Short circuit at terminal 2 (current flowing upstream): protected by

Indirect touch at terminal 1 (current flowing upstream): protected by

-WC1.8 L5R.K2.1

Load data	Phases - Distribution System		LN / TN-S (L2-N)
	Voltage	[V]	230.94
	IB (A)	[A]	9.6
	Cosphi		0.90
Cable	Cable cross-sections		3G2.5
	Conductor - Insulator		Cu / EPR/XLPE
	Length (m)	[m]	10
	Iz (A)	[A]	36.0
	dU (%)		0.59
	Work Temp (°C)	[°C]	34.3
	Power loss	[W]	14.49
	K²S²	[A2s]	127581

Protection checks

Overload: protected by **-QF1.8 DS201 C16/0,03-AC** — **Passed**
IB (9.62[A]) <= Ith (16.00[A]) <= Iz (36.00[A]) and If (23.20[A]) <= 1.45*Iz (52.20[A]); Uref=400V

Short circuit at terminal 1 (current flowing downstream): protected by **-QF1.8 DS201 C16/0,03-AC** — **Passed**
Protection guaranteed up to Ik LN (6.00[kA]), Ik L-PE (6.00[kA]); Uref=400V

Indirect touch at terminal 2 (current flowing downstream): protected by **-QF1.8 DS201 C16/0,03-AC** — **Passed**
Id (0.03[A]) <= Ikmin L-PE (0.71[kA]) and Td (0.04[s]) <= Max tripping time (0.40[s]); Uref=400V

Short circuit at terminal 2 (current flowing upstream): protected by

Indirect touch at terminal 1 (current flowing upstream): protected by

-WC1.9 L6R.K2.1

Load data	Phases - Distribution System		LN / TN-S (L3-N)
	Voltage	[V]	230.94
	IB (A)	[A]	9.6
	Cosphi		0.90
Cable	Cable cross-sections		3G2.5
	Conductor - Insulator		Cu / EPR/XLPE
	Length (m)	[m]	10
	Iz (A)	[A]	36.0
	dU (%)		0.59
	Work Temp (°C)	[°C]	34.3
	Power loss	[W]	14.49
	K²S²	[A2s]	127581

Protection checks

Overload: protected by **-QF1.9 DS201 C16/0,03-AC** — **Passed**
IB (9.62[A]) <= Ith (16.00[A]) <= Iz (36.00[A]) and If (23.20[A]) <= 1.45*Iz (52.20[A]); Uref=400V

Short circuit at terminal 1 (current flowing downstream): protected by **-QF1.9 DS201 C16/0,03-AC** — **Passed**
Protection guaranteed up to Ik LN (6.00[kA]), Ik L-PE (6.00[kA]); Uref=400V

Indirect touch at terminal 2 (current flowing downstream): protected by **-QF1.9 DS201 C16/0,03-AC** — **Passed**
Id (0.03[A]) <= Ikmin L-PE (0.71[kA]) and Td (0.04[s]) <= Max tripping time (0.40[s]); Uref=400V

Short circuit at terminal 2 (current flowing upstream): protected by

Indirect touch at terminal 1 (current flowing upstream): protected by

Protection of Lv Cables

-WC2.1 L7R.K2.1

Load data	Phases - Distribution System		LN / TN-S (L1-N)
	Voltage	[V]	230.94
	IB (A)	[A]	9.6
	Cosphi		0.90
Cable	Cable cross-sections		3G1.5
	Conductor - Insulator		Cu / EPR/XLPE
	Length (m)	[m]	10
	Iz (A)	[A]	26.0
	dU (%)		1.00
	Work Temp (°C)	[°C]	38.2
	Power loss	[W]	24.52
	K²S²	[A2s]	45929

Protection checks

Overload: protected by **-QF2.1 DS201 C16/0,03-AC** — **Passed**
IB (9.62[A]) <= Ith (16.00[A]) <= Iz (26.00[A]) and If (23.20[A]) <= 1.45*Iz (37.70[A]); Uref=400V

1 2

Short circuit at terminal 1 (current flowing downstream): protected by **-QF2.1 DS201 C16/0,03-AC** — **Passed**
Protection guaranteed up to Ik LN (6.00[kA]), Ik L-PE (6.00[kA]); Uref=400V

Indirect touch at terminal 2 (current flowing downstream): protected by **-QF2.1 DS201 C16/0,03-AC** — **Passed**
Id (0.03[A]) <= Ikmin L-PE (0.43[kA]) and Td (0.04[s]) <= Max tripping time (0.40[s]); Uref=400V

1 2

Short circuit at terminal 2 (current flowing upstream): protected by

Indirect touch at terminal 1 (current flowing upstream): protected by

-WC2.2 L8R.K2.1

Load data	Phases - Distribution System		LN / TN-S (L2-N)
	Voltage	[V]	230.94
	IB (A)	[A]	9.6
	Cosphi		0.90
Cable	Cable cross-sections		3G1.5
	Conductor - Insulator		Cu / EPR/XLPE
	Length (m)	[m]	10
	Iz (A)	[A]	26.0
	dU (%)		1.00
	Work Temp (°C)	[°C]	38.2
	Power loss	[W]	24.52
	K²S²	[A2s]	45929

Protection checks

Overload: protected by **-QF2.2 DS201 C16/0,03-AC** — **Passed**
IB (9.62[A]) <= Ith (16.00[A]) <= Iz (26.00[A]) and If (23.20[A]) <= 1.45*Iz (37.70[A]); Uref=400V

1 2

Short circuit at terminal 1 (current flowing downstream): protected by **-QF2.2 DS201 C16/0,03-AC** — **Passed**
Protection guaranteed up to Ik LN (6.00[kA]), Ik L-PE (6.00[kA]); Uref=400V

Indirect touch at terminal 2 (current flowing downstream): protected by **-QF2.2 DS201 C16/0,03-AC** — **Passed**
Id (0.03[A]) <= Ikmin L-PE (0.43[kA]) and Td (0.04[s]) <= Max tripping time (0.40[s]); Uref=400V

1 2

Short circuit at terminal 2 (current flowing upstream): protected by

Indirect touch at terminal 1 (current flowing upstream): protected by

-WC2.3 L9R.K2.1

Load data	Phases - Distribution System		LN / TN-S (L3-N)
	Voltage	[V]	230.94
	IB (A)	[A]	9.6
	Cosphi		0.90
Cable	Cable cross-sections		3G1.5
	Conductor - Insulator		Cu / EPR/XLPE
	Length (m)	[m]	10
	Iz (A)	[A]	26.0
	dU (%)		1.00
	Work Temp (°C)	[°C]	38.2
	Power loss	[W]	24.52
	K²S²	[A2s]	45929

Protection checks

Overload: protected by **-QF2.3 DS201 C16/0,03-AC** — **Passed**
IB (9.62[A]) <= Ith (16.00[A]) <= Iz (26.00[A]) and If (23.20[A]) <= 1.45*Iz (37.70[A]); Uref=400V

1 2

Short circuit at terminal 1 (current flowing downstream): protected by **-QF2.3 DS201 C16/0,03-AC** — **Passed**
Protection guaranteed up to Ik LN (6.00[kA]), Ik L-PE (6.00[kA]); Uref=400V

Indirect touch at terminal 2 (current flowing downstream): protected by **-QF2.3 DS201 C16/0,03-AC** — **Passed**
Id (0.03[A]) <= Ikmin L-PE (0.43[kA]) and Td (0.04[s]) <= Max tripping time (0.40[s]); Uref=400V

1 2

Short circuit at terminal 2 (current flowing upstream): protected by

Indirect touch at terminal 1 (current flowing upstream): protected by

Protection of Lv Cables

-WC2.4 L10R.K2.1

Load data	Phases - Distribution System		LN / TN-S (L1-N)
	Voltage	[V]	230.94
	IB (A)	[A]	9.6
	Cosphi		0.90
Cable	Cable cross-sections		3G1.5
	Conductor - Insulator		Cu / EPR/XLPE
	Length (m)	[m]	10
	Iz (A)	[A]	26.0
	dU (%)		1.00
	Work Temp (°C)	[°C]	38.2
	Power loss	[W]	24.52
	K²S²	[A2s]	45929

Protection checks

Overload: protected by **-QF2.4 DS201 C16/0,03-AC** — **Passed**
IB (9.62[A]) <= Ith (16.00[A]) <= Iz (26.00[A]) and If (23.20[A]) <= 1.45*Iz (37.70[A]); Uref=400V

1 2

Short circuit at terminal 1 (current flowing downstream): protected by **-QF2.4 DS201 C16/0,03-AC** — **Passed**
Protection guaranteed up to Ik LN (6.00[kA]), Ik L-PE (6.00[kA]); Uref=400V

Indirect touch at terminal 2 (current flowing downstream): protected by **-QF2.4 DS201 C16/0,03-AC** — **Passed**
Id (0.03[A]) <= Ikmin L-PE (0.43[kA]) and Td (0.04[s]) <= Max tripping time (0.40[s]); Uref=400V

1 2

Short circuit at terminal 2 (current flowing upstream): protected by

Indirect touch at terminal 1 (current flowing upstream): protected by

-WC2.5 L11R.K2.1

Load data	Phases - Distribution System		LN / TN-S (L2-N)
	Voltage	[V]	230.94
	IB (A)	[A]	9.6
	Cosphi		0.90
Cable	Cable cross-sections		3G1.5
	Conductor - Insulator		Cu / EPR/XLPE
	Length (m)	[m]	10
	Iz (A)	[A]	26.0
	dU (%)		1.00
	Work Temp (°C)	[°C]	38.2
	Power loss	[W]	24.52
	K²S²	[A2s]	45929

Protection checks

Overload: protected by **-QF2.5 DS201 C16/0,03-AC** — **Passed**
IB (9.62[A]) <= Ith (16.00[A]) <= Iz (26.00[A]) and If (23.20[A]) <= 1.45*Iz (37.70[A]); Uref=400V

1 2

Short circuit at terminal 1 (current flowing downstream): protected by **-QF2.5 DS201 C16/0,03-AC** — **Passed**
Protection guaranteed up to Ik LN (6.00[kA]), Ik L-PE (6.00[kA]); Uref=400V

Indirect touch at terminal 2 (current flowing downstream): protected by **-QF2.5 DS201 C16/0,03-AC** — **Passed**
Id (0.03[A]) <= Ikmin L-PE (0.43[kA]) and Td (0.04[s]) <= Max tripping time (0.40[s]); Uref=400V

1 2

Short circuit at terminal 2 (current flowing upstream): protected by

Indirect touch at terminal 1 (current flowing upstream): protected by

-WC2.6 L12R.K2.1

Load data	Phases - Distribution System		LN / TN-S (L3-N)
	Voltage	[V]	230.94
	IB (A)	[A]	9.6
	Cosphi		0.90
Cable	Cable cross-sections		3G1.5
	Conductor - Insulator		Cu / EPR/XLPE
	Length (m)	[m]	10
	Iz (A)	[A]	26.0
	dU (%)		1.00
	Work Temp (°C)	[°C]	38.2
	Power loss	[W]	24.52
	K²S²	[A2s]	45929

Protection checks

Overload: protected by **-QF2.6 DS201 C16/0,03-AC** — **Passed**
IB (9.62[A]) <= Ith (16.00[A]) <= Iz (26.00[A]) and If (23.20[A]) <= 1.45*Iz (37.70[A]); Uref=400V

1 2

Short circuit at terminal 1 (current flowing downstream): protected by **-QF2.6 DS201 C16/0,03-AC** — **Passed**
Protection guaranteed up to Ik LN (6.00[kA]), Ik L-PE (6.00[kA]); Uref=400V

Indirect touch at terminal 2 (current flowing downstream): protected by **-QF2.6 DS201 C16/0,03-AC** — **Passed**
Id (0.03[A]) <= Ikmin L-PE (0.43[kA]) and Td (0.04[s]) <= Max tripping time (0.40[s]); Uref=400V

1 2

Short circuit at terminal 2 (current flowing upstream): protected by

Indirect touch at terminal 1 (current flowing upstream): protected by

Protection of Lv Cables

-WC2.7 L13R.K2.1

Load data	Phases - Distribution System		LN / TN-S (L1-N)
	Voltage	[V]	230.94
	IB (A)	[A]	9.6
	Cosphi		0.90
Cable	Cable cross-sections		3G1.5
	Conductor - Insulator		Cu / EPR/XLPE
	Length (m)	[m]	10
	Iz (A)	[A]	26.0
	dU (%)		1.00
	Work Temp (°C)	[°C]	38.2
	Power loss	[W]	24.52
	K²S²	[A2s]	45929

Protection checks

Overload: protected by **-QF2.7 DS201 C16/0,03-AC** — **Passed**
IB (9.62[A]) <= Ith (16.00[A]) <= Iz (26.00[A]) and If (23.20[A]) <= 1.45*Iz (37.70[A]); Uref=400V

1 2

Short circuit at terminal 1 (current flowing downstream): protected by **-QF2.7 DS201 C16/0,03-AC** — **Passed**
Protection guaranteed up to Ik LN (6.00[kA]), Ik L-PE (6.00[kA]); Uref=400V

Indirect touch at terminal 2 (current flowing downstream): protected by **-QF2.7 DS201 C16/0,03-AC** — **Passed**
Id (0.03[A]) <= Ikmin L-PE (0.43[kA]) and Td (0.04[s]) <= Max tripping time (0.40[s]); Uref=400V

1 2

Short circuit at terminal 2 (current flowing upstream): protected by

Indirect touch at terminal 1 (current flowing upstream): protected by

-WC2.8 L14R.K2.1

Load data	Phases - Distribution System		LN / TN-S (L2-N)
	Voltage	[V]	230.94
	IB (A)	[A]	9.6
	Cosphi		0.90
Cable	Cable cross-sections		3G1.5
	Conductor - Insulator		Cu / EPR/XLPE
	Length (m)	[m]	10
	Iz (A)	[A]	26.0
	dU (%)		1.00
	Work Temp (°C)	[°C]	38.2
	Power loss	[W]	24.52
	K²S²	[A2s]	45929

Protection checks

Overload: protected by **-QF2.8 DS201 C16/0,03-AC** — **Passed**
IB (9.62[A]) <= Ith (16.00[A]) <= Iz (26.00[A]) and If (23.20[A]) <= 1.45*Iz (37.70[A]); Uref=400V

1 2

Short circuit at terminal 1 (current flowing downstream): protected by **-QF2.8 DS201 C16/0,03-AC** — **Passed**
Protection guaranteed up to Ik LN (6.00[kA]), Ik L-PE (6.00[kA]); Uref=400V

Indirect touch at terminal 2 (current flowing downstream): protected by **-QF2.8 DS201 C16/0,03-AC** — **Passed**
Id (0.03[A]) <= Ikmin L-PE (0.43[kA]) and Td (0.04[s]) <= Max tripping time (0.40[s]); Uref=400V

1 2

Short circuit at terminal 2 (current flowing upstream): protected by

Indirect touch at terminal 1 (current flowing upstream): protected by

-WC2.9 L15R.K2.1

Load data	Phases - Distribution System		LN / TN-S (L3-N)
	Voltage	[V]	230.94
	IB (A)	[A]	9.6
	Cosphi		0.90
Cable	Cable cross-sections		3G1.5
	Conductor - Insulator		Cu / EPR/XLPE
	Length (m)	[m]	10
	Iz (A)	[A]	26.0
	dU (%)		1.00
	Work Temp (°C)	[°C]	38.2
	Power loss	[W]	24.52
	K²S²	[A2s]	45929

Protection checks

Overload: protected by **-QF2.9 DS201 C16/0,03-AC** — **Passed**
IB (9.62[A]) <= Ith (16.00[A]) <= Iz (26.00[A]) and If (23.20[A]) <= 1.45*Iz (37.70[A]); Uref=400V

1 2

Short circuit at terminal 1 (current flowing downstream): protected by **-QF2.9 DS201 C16/0,03-AC** — **Passed**
Protection guaranteed up to Ik LN (6.00[kA]), Ik L-PE (6.00[kA]); Uref=400V

Indirect touch at terminal 2 (current flowing downstream): protected by **-QF2.9 DS201 C16/0,03-AC** — **Passed**
Id (0.03[A]) <= Ikmin L-PE (0.43[kA]) and Td (0.04[s]) <= Max tripping time (0.40[s]); Uref=400V

1 2

Short circuit at terminal 2 (current flowing upstream): protected by

Indirect touch at terminal 1 (current flowing upstream): protected by

Protection of Lv Cables

-WC3.1 L16R.K2.1

Load data	Phases - Distribution System		LN / TN-S (L1-N)
	Voltage	[V]	230.94
	IB (A)	[A]	9.6
	Cosphi		0.90
Cable	Cable cross-sections		3G1.5
	Conductor - Insulator		Cu / EPR/XLPE
	Length (m)	[m]	10
	Iz (A)	[A]	26.0
	dU (%)		1.00
	Work Temp (°C)	[°C]	38.2
	Power loss	[W]	24.52
	K²S²	[A2s]	45929

Protection checks

Overload: protected by **-QF3.1 DS201 C16/0,03-AC** — **Passed**
IB (9.62[A]) <= Ith (16.00[A]) <= Iz (26.00[A]) and If (23.20[A]) <= 1.45*Iz (37.70[A]); Uref=400V

1 2 — **Short circuit at terminal 1 (current flowing downstream): protected by** **-QF3.1 DS201 C16/0,03-AC** — **Passed**
Protection guaranteed up to Ik LN (6.00[kA]), Ik L-PE (6.00[kA]); Uref=400V

Indirect touch at terminal 2 (current flowing downstream): protected by **-QF3.1 DS201 C16/0,03-AC** — **Passed**
Id (0.03[A]) <= Ikmin L-PE (0.43[kA]) and Td (0.04[s]) <= Max tripping time (0.40[s]); Uref=400V

1 2 — **Short circuit at terminal 2 (current flowing upstream): protected by**

Indirect touch at terminal 1 (current flowing upstream): protected by

-WC3.2 L17R.K2.1

Load data	Phases - Distribution System		LN / TN-S (L2-N)
	Voltage	[V]	230.94
	IB (A)	[A]	9.6
	Cosphi		0.90
Cable	Cable cross-sections		3G1.5
	Conductor - Insulator		Cu / EPR/XLPE
	Length (m)	[m]	10
	Iz (A)	[A]	26.0
	dU (%)		1.00
	Work Temp (°C)	[°C]	38.2
	Power loss	[W]	24.52
	K²S²	[A2s]	45929

Protection checks

Overload: protected by **-QF3.2 DS201 C16/0,03-AC** — **Passed**
IB (9.62[A]) <= Ith (16.00[A]) <= Iz (26.00[A]) and If (23.20[A]) <= 1.45*Iz (37.70[A]); Uref=400V

1 2 — **Short circuit at terminal 1 (current flowing downstream): protected by** **-QF3.2 DS201 C16/0,03-AC** — **Passed**
Protection guaranteed up to Ik LN (6.00[kA]), Ik L-PE (6.00[kA]); Uref=400V

Indirect touch at terminal 2 (current flowing downstream): protected by **-QF3.2 DS201 C16/0,03-AC** — **Passed**
Id (0.03[A]) <= Ikmin L-PE (0.43[kA]) and Td (0.04[s]) <= Max tripping time (0.40[s]); Uref=400V

1 2 — **Short circuit at terminal 2 (current flowing upstream): protected by**

Indirect touch at terminal 1 (current flowing upstream): protected by

-WC3.3 L18R.K2.1

Load data	Phases - Distribution System		LN / TN-S (L3-N)
	Voltage	[V]	230.94
	IB (A)	[A]	9.6
	Cosphi		0.90
Cable	Cable cross-sections		3G1.5
	Conductor - Insulator		Cu / EPR/XLPE
	Length (m)	[m]	10
	Iz (A)	[A]	26.0
	dU (%)		1.00
	Work Temp (°C)	[°C]	38.2
	Power loss	[W]	24.52
	K²S²	[A2s]	45929

Protection checks

Overload: protected by **-QF3.3 DS201 C16/0,03-AC** — **Passed**
IB (9.62[A]) <= Ith (16.00[A]) <= Iz (26.00[A]) and If (23.20[A]) <= 1.45*Iz (37.70[A]); Uref=400V

1 2 — **Short circuit at terminal 1 (current flowing downstream): protected by** **-QF3.3 DS201 C16/0,03-AC** — **Passed**
Protection guaranteed up to Ik LN (6.00[kA]), Ik L-PE (6.00[kA]); Uref=400V

Indirect touch at terminal 2 (current flowing downstream): protected by **-QF3.3 DS201 C16/0,03-AC** — **Passed**
Id (0.03[A]) <= Ikmin L-PE (0.43[kA]) and Td (0.04[s]) <= Max tripping time (0.40[s]); Uref=400V

1 2 — **Short circuit at terminal 2 (current flowing upstream): protected by**

Indirect touch at terminal 1 (current flowing upstream): protected by

Protection of Lv Cables

-WC3.4 L19R.K2.1

Load data	Phases - Distribution System		LN / TN-S (L1-N)
	Voltage	[V]	230.94
	IB (A)	[A]	9.6
	Cosphi		0.90
Cable	Cable cross-sections		3G1.5
	Conductor - Insulator		Cu / EPR/XLPE
	Length (m)	[m]	10
	Iz (A)	[A]	26.0
	dU (%)		1.00
	Work Temp (°C)	[°C]	38.2
	Power loss	[W]	24.52
	K²S²	[A2s]	45929

Protection checks

Overload: protected by **-QF3.4 DS201 C16/0,03-AC** — **Passed**
IB (9.62[A]) <= Ith (16.00[A]) <= Iz (26.00[A]) and If (23.20[A]) <= 1.45*Iz (37.70[A]); Uref=400V

1 2

Short circuit at terminal 1 (current flowing downstream): protected by **-QF3.4 DS201 C16/0,03-AC** — **Passed**
Protection guaranteed up to Ik LN (6.00[kA]), Ik L-PE (6.00[kA]); Uref=400V

Indirect touch at terminal 2 (current flowing downstream): protected by **-QF3.4 DS201 C16/0,03-AC** — **Passed**
Id (0.03[A]) <= Ikmin L-PE (0.43[kA]) and Td (0.04[s]) <= Max tripping time (0.40[s]); Uref=400V

1 2

Short circuit at terminal 2 (current flowing upstream): protected by

Indirect touch at terminal 1 (current flowing upstream): protected by

-WC3.5 L20R.K2.1

Load data	Phases - Distribution System		LN / TN-S (L2-N)
	Voltage	[V]	230.94
	IB (A)	[A]	9.6
	Cosphi		0.90
Cable	Cable cross-sections		3G1.5
	Conductor - Insulator		Cu / EPR/XLPE
	Length (m)	[m]	10
	Iz (A)	[A]	26.0
	dU (%)		1.00
	Work Temp (°C)	[°C]	38.2
	Power loss	[W]	24.52
	K²S²	[A2s]	45929

Protection checks

Overload: protected by **-QF3.5 DS201 C16/0,03-AC** — **Passed**
IB (9.62[A]) <= Ith (16.00[A]) <= Iz (26.00[A]) and If (23.20[A]) <= 1.45*Iz (37.70[A]); Uref=400V

1 2

Short circuit at terminal 1 (current flowing downstream): protected by **-QF3.5 DS201 C16/0,03-AC** — **Passed**
Protection guaranteed up to Ik LN (6.00[kA]), Ik L-PE (6.00[kA]); Uref=400V

Indirect touch at terminal 2 (current flowing downstream): protected by **-QF3.5 DS201 C16/0,03-AC** — **Passed**
Id (0.03[A]) <= Ikmin L-PE (0.43[kA]) and Td (0.04[s]) <= Max tripping time (0.40[s]); Uref=400V

1 2

Short circuit at terminal 2 (current flowing upstream): protected by

Indirect touch at terminal 1 (current flowing upstream): protected by

-WC3.6 L21R.K2.1

Load data	Phases - Distribution System		LN / TN-S (L3-N)
	Voltage	[V]	230.94
	IB (A)	[A]	9.6
	Cosphi		0.90
Cable	Cable cross-sections		3G1.5
	Conductor - Insulator		Cu / EPR/XLPE
	Length (m)	[m]	10
	Iz (A)	[A]	26.0
	dU (%)		1.00
	Work Temp (°C)	[°C]	38.2
	Power loss	[W]	24.52
	K²S²	[A2s]	45929

Protection checks

Overload: protected by **-QF3.6 DS201 C16/0,03-AC** — **Passed**
IB (9.62[A]) <= Ith (16.00[A]) <= Iz (26.00[A]) and If (23.20[A]) <= 1.45*Iz (37.70[A]); Uref=400V

1 2

Short circuit at terminal 1 (current flowing downstream): protected by **-QF3.6 DS201 C16/0,03-AC** — **Passed**
Protection guaranteed up to Ik LN (6.00[kA]), Ik L-PE (6.00[kA]); Uref=400V

Indirect touch at terminal 2 (current flowing downstream): protected by **-QF3.6 DS201 C16/0,03-AC** — **Passed**
Id (0.03[A]) <= Ikmin L-PE (0.43[kA]) and Td (0.04[s]) <= Max tripping time (0.40[s]); Uref=400V

1 2

Short circuit at terminal 2 (current flowing upstream): protected by

Indirect touch at terminal 1 (current flowing upstream): protected by

Protection of Lv Cables

-WC3.7 L22R.K2.1

Load data	Phases - Distribution System		LN / TN-S (L1-N)
	Voltage	[V]	230.94
	IB (A)	[A]	9.6
	Cosphi		0.90
Cable	Cable cross-sections		3G1.5
	Conductor - Insulator		Cu / EPR/XLPE
	Length (m)	[m]	10
	Iz (A)	[A]	26.0
	dU (%)		1.00
	Work Temp (°C)	[°C]	38.2
	Power loss	[W]	24.52
	K²S²	[A2s]	45929

Protection checks

Overload: protected by **-QF3.7 DS201 C16/0,03-AC** — **Passed**
IB (9.62[A]) <= Ith (16.00[A]) <= Iz (26.00[A]) and If (23.20[A]) <= 1.45*Iz (37.70[A]); Uref=400V

1 2

Short circuit at terminal 1 (current flowing downstream): protected by **-QF3.7 DS201 C16/0,03-AC** — **Passed**
Protection guaranteed up to Ik LN (6.00[kA]), Ik L-PE (6.00[kA]); Uref=400V

Indirect touch at terminal 2 (current flowing downstream): protected by **-QF3.7 DS201 C16/0,03-AC** — **Passed**
Id (0.03[A]) <= Ikmin L-PE (0.43[kA]) and Td (0.04[s]) <= Max tripping time (0.40[s]); Uref=400V

1 2

Short circuit at terminal 2 (current flowing upstream): protected by

Indirect touch at terminal 1 (current flowing upstream): protected by

-WC3.8 L23R.K2.1

Load data	Phases - Distribution System		LN / TN-S (L2-N)
	Voltage	[V]	230.94
	IB (A)	[A]	9.6
	Cosphi		0.90
Cable	Cable cross-sections		3G1.5
	Conductor - Insulator		Cu / EPR/XLPE
	Length (m)	[m]	10
	Iz (A)	[A]	26.0
	dU (%)		1.00
	Work Temp (°C)	[°C]	38.2
	Power loss	[W]	24.52
	K²S²	[A2s]	45929

Protection checks

Overload: protected by **-QF3.8 DS201 C16/0,03-AC** — **Passed**
IB (9.62[A]) <= Ith (16.00[A]) <= Iz (26.00[A]) and If (23.20[A]) <= 1.45*Iz (37.70[A]); Uref=400V

1 2

Short circuit at terminal 1 (current flowing downstream): protected by **-QF3.8 DS201 C16/0,03-AC** — **Passed**
Protection guaranteed up to Ik LN (6.00[kA]), Ik L-PE (6.00[kA]); Uref=400V

Indirect touch at terminal 2 (current flowing downstream): protected by **-QF3.8 DS201 C16/0,03-AC** — **Passed**
Id (0.03[A]) <= Ikmin L-PE (0.43[kA]) and Td (0.04[s]) <= Max tripping time (0.40[s]); Uref=400V

1 2

Short circuit at terminal 2 (current flowing upstream): protected by

Indirect touch at terminal 1 (current flowing upstream): protected by

-WC3.9 L24R.K2.1

Load data	Phases - Distribution System		LN / TN-S (L3-N)
	Voltage	[V]	230.94
	IB (A)	[A]	9.6
	Cosphi		0.90
Cable	Cable cross-sections		3G1.5
	Conductor - Insulator		Cu / EPR/XLPE
	Length (m)	[m]	10
	Iz (A)	[A]	26.0
	dU (%)		1.00
	Work Temp (°C)	[°C]	38.2
	Power loss	[W]	24.52
	K²S²	[A2s]	45929

Protection checks

Overload: protected by **-QF3.9 DS201 C16/0,03-AC** — **Passed**
IB (9.62[A]) <= Ith (16.00[A]) <= Iz (26.00[A]) and If (23.20[A]) <= 1.45*Iz (37.70[A]); Uref=400V

1 2

Short circuit at terminal 1 (current flowing downstream): protected by **-QF3.9 DS201 C16/0,03-AC** — **Passed**
Protection guaranteed up to Ik LN (6.00[kA]), Ik L-PE (6.00[kA]); Uref=400V

Indirect touch at terminal 2 (current flowing downstream): protected by **-QF3.9 DS201 C16/0,03-AC** — **Passed**
Id (0.03[A]) <= Ikmin L-PE (0.43[kA]) and Td (0.04[s]) <= Max tripping time (0.40[s]); Uref=400V

1 2

Short circuit at terminal 2 (current flowing upstream): protected by

Indirect touch at terminal 1 (current flowing upstream): protected by

Protection of Lv Cables

-WC4.1 L22R.K2.1

Load data	Phases - Distribution System		LN / TN-S (L1-N)
	Voltage	[V]	230.94
	IB (A)	[A]	9.6
	Cosphi		0.90
Cable	Cable cross-sections		3G1.5
	Conductor - Insulator		Cu / EPR/XLPE
	Length (m)	[m]	10
	Iz (A)	[A]	26.0
	dU (%)		1.00
	Work Temp (°C)	[°C]	38.2
	Power loss	[W]	24.52
	K²S²	[A2s]	45929

Protection checks

Overload: protected by **-QF4.1 DS201 C16/0,03-AC** — **Passed**
IB (9.62[A]) <= Ith (16.00[A]) <= Iz (26.00[A]) and If (23.20[A]) <= 1.45*Iz (37.70[A]); Uref=400V

Short circuit at terminal 1 (current flowing downstream): protected by **-QF4.1 DS201 C16/0,03-AC** — **Passed**
Protection guaranteed up to Ik LN (6.00[kA]), Ik L-PE (6.00[kA]); Uref=400V

Indirect touch at terminal 2 (current flowing downstream): protected by **-QF4.1 DS201 C16/0,03-AC** — **Passed**
Id (0.03[A]) <= Ikmin L-PE (0.43[kA]) and Td (0.04[s]) <= Max tripping time (0.40[s]); Uref=400V

Short circuit at terminal 2 (current flowing upstream): protected by

Indirect touch at terminal 1 (current flowing upstream): protected by

-WC4.2 L23R.K2.1

Load data	Phases - Distribution System		LN / TN-S (L2-N)
	Voltage	[V]	230.94
	IB (A)	[A]	9.6
	Cosphi		0.90
Cable	Cable cross-sections		3G1.5
	Conductor - Insulator		Cu / EPR/XLPE
	Length (m)	[m]	10
	Iz (A)	[A]	26.0
	dU (%)		1.00
	Work Temp (°C)	[°C]	38.2
	Power loss	[W]	24.52
	K²S²	[A2s]	45929

Protection checks

Overload: protected by **-QF4.2 DS201 C16/0,03-AC** — **Passed**
IB (9.62[A]) <= Ith (16.00[A]) <= Iz (26.00[A]) and If (23.20[A]) <= 1.45*Iz (37.70[A]); Uref=400V

Short circuit at terminal 1 (current flowing downstream): protected by **-QF4.2 DS201 C16/0,03-AC** — **Passed**
Protection guaranteed up to Ik LN (6.00[kA]), Ik L-PE (6.00[kA]); Uref=400V

Indirect touch at terminal 2 (current flowing downstream): protected by **-QF4.2 DS201 C16/0,03-AC** — **Passed**
Id (0.03[A]) <= Ikmin L-PE (0.43[kA]) and Td (0.04[s]) <= Max tripping time (0.40[s]); Uref=400V

Short circuit at terminal 2 (current flowing upstream): protected by

Indirect touch at terminal 1 (current flowing upstream): protected by

-WC4.3 L24R.K2.1

Load data	Phases - Distribution System		LN / TN-S (L3-N)
	Voltage	[V]	230.94
	IB (A)	[A]	9.6
	Cosphi		0.90
Cable	Cable cross-sections		3G1.5
	Conductor - Insulator		Cu / EPR/XLPE
	Length (m)	[m]	10
	Iz (A)	[A]	26.0
	dU (%)		1.00
	Work Temp (°C)	[°C]	38.2
	Power loss	[W]	24.52
	K²S²	[A2s]	45929

Protection checks

Overload: protected by **-QF4.3 DS201 C16/0,03-AC** — **Passed**
IB (9.62[A]) <= Ith (16.00[A]) <= Iz (26.00[A]) and If (23.20[A]) <= 1.45*Iz (37.70[A]); Uref=400V

Short circuit at terminal 1 (current flowing downstream): protected by **-QF4.3 DS201 C16/0,03-AC** — **Passed**
Protection guaranteed up to Ik LN (6.00[kA]), Ik L-PE (6.00[kA]); Uref=400V

Indirect touch at terminal 2 (current flowing downstream): protected by **-QF4.3 DS201 C16/0,03-AC** — **Passed**
Id (0.03[A]) <= Ikmin L-PE (0.43[kA]) and Td (0.04[s]) <= Max tripping time (0.40[s]); Uref=400V

Short circuit at terminal 2 (current flowing upstream): protected by

Indirect touch at terminal 1 (current flowing upstream): protected by

Protection of Lv Cables

-WC4.4 L25R.K2.1

Load data	Phases - Distribution System		LN / TN-S (L1-N)
	Voltage	[V]	230.94
	IB (A)	[A]	9.6
	Cosphi		0.90
Cable	Cable cross-sections		3G1.5
	Conductor - Insulator		Cu / EPR/XLPE
	Length (m)	[m]	10
	Iz (A)	[A]	26.0
	dU (%)		1.00
	Work Temp (°C)	[°C]	38.2
	Power loss	[W]	24.52
	K²S²	[A2s]	45929

Protection checks

Overload: protected by **-QF4.4 DS201 C16/0,03-AC** — **Passed**
IB (9.62[A]) <= Ith (16.00[A]) <= Iz (26.00[A]) and If (23.20[A]) <= 1.45*Iz (37.70[A]); Uref=400V

1 2

Short circuit at terminal 1 (current flowing downstream): protected by **-QF4.4 DS201 C16/0,03-AC** — **Passed**
Protection guaranteed up to Ik LN (6.00[kA]), Ik L-PE (6.00[kA]); Uref=400V

Indirect touch at terminal 2 (current flowing downstream): protected by **-QF4.4 DS201 C16/0,03-AC** — **Passed**
Id (0.03[A]) <= Ikmin L-PE (0.43[kA]) and Td (0.04[s]) <= Max tripping time (0.40[s]); Uref=400V

1 2

Short circuit at terminal 2 (current flowing upstream): protected by

Indirect touch at terminal 1 (current flowing upstream): protected by

-WC4.5 L26R.K2.1

Load data	Phases - Distribution System		LN / TN-S (L2-N)
	Voltage	[V]	230.94
	IB (A)	[A]	9.6
	Cosphi		0.90
Cable	Cable cross-sections		3G1.5
	Conductor - Insulator		Cu / EPR/XLPE
	Length (m)	[m]	10
	Iz (A)	[A]	26.0
	dU (%)		1.00
	Work Temp (°C)	[°C]	38.2
	Power loss	[W]	24.52
	K²S²	[A2s]	45929

Protection checks

Overload: protected by **-QF4.5 DS201 C16/0,03-AC** — **Passed**
IB (9.62[A]) <= Ith (16.00[A]) <= Iz (26.00[A]) and If (23.20[A]) <= 1.45*Iz (37.70[A]); Uref=400V

1 2

Short circuit at terminal 1 (current flowing downstream): protected by **-QF4.5 DS201 C16/0,03-AC** — **Passed**
Protection guaranteed up to Ik LN (6.00[kA]), Ik L-PE (6.00[kA]); Uref=400V

Indirect touch at terminal 2 (current flowing downstream): protected by **-QF4.5 DS201 C16/0,03-AC** — **Passed**
Id (0.03[A]) <= Ikmin L-PE (0.43[kA]) and Td (0.04[s]) <= Max tripping time (0.40[s]); Uref=400V

1 2

Short circuit at terminal 2 (current flowing upstream): protected by

Indirect touch at terminal 1 (current flowing upstream): protected by

-WC4.6 L27R.K2.1

Load data	Phases - Distribution System		LN / TN-S (L3-N)
	Voltage	[V]	230.94
	IB (A)	[A]	9.6
	Cosphi		0.90
Cable	Cable cross-sections		3G1.5
	Conductor - Insulator		Cu / EPR/XLPE
	Length (m)	[m]	10
	Iz (A)	[A]	26.0
	dU (%)		1.00
	Work Temp (°C)	[°C]	38.2
	Power loss	[W]	24.52
	K²S²	[A2s]	45929

Protection checks

Overload: protected by **-QF4.6 DS201 C16/0,03-AC** — **Passed**
IB (9.62[A]) <= Ith (16.00[A]) <= Iz (26.00[A]) and If (23.20[A]) <= 1.45*Iz (37.70[A]); Uref=400V

1 2

Short circuit at terminal 1 (current flowing downstream): protected by **-QF4.6 DS201 C16/0,03-AC** — **Passed**
Protection guaranteed up to Ik LN (6.00[kA]), Ik L-PE (6.00[kA]); Uref=400V

Indirect touch at terminal 2 (current flowing downstream): protected by **-QF4.6 DS201 C16/0,03-AC** — **Passed**
Id (0.03[A]) <= Ikmin L-PE (0.43[kA]) and Td (0.04[s]) <= Max tripping time (0.40[s]); Uref=400V

1 2

Short circuit at terminal 2 (current flowing upstream): protected by

Indirect touch at terminal 1 (current flowing upstream): protected by

Protection of Lv Cables

-WC4.7 L28R.K2.1

Load data	Phases - Distribution System		LN / TN-S (L1-N)
	Voltage	[V]	230.94
	IB (A)	[A]	9.6
	Cosphi		0.90
Cable	Cable cross-sections		3G1.5
	Conductor - Insulator		Cu / EPR/XLPE
	Length (m)	[m]	10
	Iz (A)	[A]	26.0
	dU (%)		1.00
	Work Temp (°C)	[°C]	38.2
	Power loss	[W]	24.52
	K²S²	[A2s]	45929

Protection checks

Overload: protected by **-QF4.7 DS201 C16/0,03-AC** — **Passed**
IB (9.62[A]) <= Ith (16.00[A]) <= Iz (26.00[A]) and If (23.20[A]) <= 1.45*Iz (37.70[A]); Uref=400V

1 2

Short circuit at terminal 1 (current flowing downstream): protected by **-QF4.7 DS201 C16/0,03-AC** — **Passed**
Protection guaranteed up to Ik LN (6.00[kA]), Ik L-PE (6.00[kA]); Uref=400V

Indirect touch at terminal 2 (current flowing downstream): protected by **-QF4.7 DS201 C16/0,03-AC** — **Passed**
Id (0.03[A]) <= Ikmin L-PE (0.43[kA]) and Td (0.04[s]) <= Max tripping time (0.40[s]); Uref=400V

1 2

Short circuit at terminal 2 (current flowing upstream): protected by

Indirect touch at terminal 1 (current flowing upstream): protected by

-WC4.8 L29R.K2.1

Load data	Phases - Distribution System		LN / TN-S (L2-N)
	Voltage	[V]	230.94
	IB (A)	[A]	9.6
	Cosphi		0.90
Cable	Cable cross-sections		3G1.5
	Conductor - Insulator		Cu / EPR/XLPE
	Length (m)	[m]	10
	Iz (A)	[A]	26.0
	dU (%)		1.00
	Work Temp (°C)	[°C]	38.2
	Power loss	[W]	24.52
	K²S²	[A2s]	45929

Protection checks

Overload: protected by **-QF4.8 DS201 C16/0,03-AC** — **Passed**
IB (9.62[A]) <= Ith (16.00[A]) <= Iz (26.00[A]) and If (23.20[A]) <= 1.45*Iz (37.70[A]); Uref=400V

1 2

Short circuit at terminal 1 (current flowing downstream): protected by **-QF4.8 DS201 C16/0,03-AC** — **Passed**
Protection guaranteed up to Ik LN (6.00[kA]), Ik L-PE (6.00[kA]); Uref=400V

Indirect touch at terminal 2 (current flowing downstream): protected by **-QF4.8 DS201 C16/0,03-AC** — **Passed**
Id (0.03[A]) <= Ikmin L-PE (0.43[kA]) and Td (0.04[s]) <= Max tripping time (0.40[s]); Uref=400V

1 2

Short circuit at terminal 2 (current flowing upstream): protected by

Indirect touch at terminal 1 (current flowing upstream): protected by

-WC5.1 REZERVE

Load data	Phases - Distribution System		LN / TN-S (L1-N)
	Voltage	[V]	230.94
	IB (A)	[A]	9.6
	Cosphi		0.90
Cable	Cable cross-sections		3G1.5
	Conductor - Insulator		Cu / EPR/XLPE
	Length (m)	[m]	10
	Iz (A)	[A]	26.0
	dU (%)		1.00
	Work Temp (°C)	[°C]	38.2
	Power loss	[W]	24.52
	K²S²	[A2s]	45929

Protection checks

Overload: protected by **-QF5.1 DS201 C16/0,03-AC** — **Passed**
IB (9.62[A]) <= Ith (16.00[A]) <= Iz (26.00[A]) and If (23.20[A]) <= 1.45*Iz (37.70[A]); Uref=400V

1 2

Short circuit at terminal 1 (current flowing downstream): protected by **-QF5.1 DS201 C16/0,03-AC** — **Passed**
Protection guaranteed up to Ik LN (6.00[kA]), Ik L-PE (6.00[kA]); Uref=400V

Indirect touch at terminal 2 (current flowing downstream): protected by **-QF5.1 DS201 C16/0,03-AC** — **Passed**
Id (0.03[A]) <= Ikmin L-PE (0.43[kA]) and Td (0.04[s]) <= Max tripping time (0.40[s]); Uref=400V

1 2

Short circuit at terminal 2 (current flowing upstream): protected by

Indirect touch at terminal 1 (current flowing upstream): protected by

Protection of Lv Cables

-WC5.2 REZERVE

Load data	Phases - Distribution System		LN / TN-S (L2-N)
	Voltage	[V]	230.94
	IB (A)	[A]	9.6
	Cosphi		0.90
Cable	Cable cross-sections		3G1.5
	Conductor - Insulator		Cu / EPR/XLPE
	Length (m)	[m]	10
	Iz (A)	[A]	26.0
	dU (%)		1.00
	Work Temp (°C)	[°C]	38.2
	Power loss	[W]	24.52
	K²S²	[A2s]	45929

Protection checks

Overload: protected by **-QF5.2 DS201 C16/0,03-AC** — **Passed**
IB (9.62[A]) <= Ith (16.00[A]) <= Iz (26.00[A]) and If (23.20[A]) <= 1.45*Iz (37.70[A]); Uref=400V

1 2 — **Short circuit at terminal 1 (current flowing downstream): protected by** **-QF5.2 DS201 C16/0,03-AC** — **Passed**
Protection guaranteed up to Ik LN (6.00[kA]), Ik L-PE (6.00[kA]); Uref=400V

Indirect touch at terminal 2 (current flowing downstream): protected by **-QF5.2 DS201 C16/0,03-AC** — **Passed**
Id (0.03[A]) <= Ikmin L-PE (0.43[kA]) and Td (0.04[s]) <= Max tripping time (0.40[s]); Uref=400V

1 2 — **Short circuit at terminal 2 (current flowing upstream): protected by**

Indirect touch at terminal 1 (current flowing upstream): protected by

-WC5.3 REZERVE

Load data	Phases - Distribution System		LN / TN-S (L3-N)
	Voltage	[V]	230.94
	IB (A)	[A]	9.6
	Cosphi		0.90
Cable	Cable cross-sections		3G1.5
	Conductor - Insulator		Cu / EPR/XLPE
	Length (m)	[m]	10
	Iz (A)	[A]	26.0
	dU (%)		1.00
	Work Temp (°C)	[°C]	38.2
	Power loss	[W]	24.52
	K²S²	[A2s]	45929

Protection checks

Overload: protected by **-QF5.3 DS201 C16/0,03-AC** — **Passed**
IB (9.62[A]) <= Ith (16.00[A]) <= Iz (26.00[A]) and If (23.20[A]) <= 1.45*Iz (37.70[A]); Uref=400V

1 2 — **Short circuit at terminal 1 (current flowing downstream): protected by** **-QF5.3 DS201 C16/0,03-AC** — **Passed**
Protection guaranteed up to Ik LN (6.00[kA]), Ik L-PE (6.00[kA]); Uref=400V

Indirect touch at terminal 2 (current flowing downstream): protected by **-QF5.3 DS201 C16/0,03-AC** — **Passed**
Id (0.03[A]) <= Ikmin L-PE (0.43[kA]) and Td (0.04[s]) <= Max tripping time (0.40[s]); Uref=400V

1 2 — **Short circuit at terminal 2 (current flowing upstream): protected by**

Indirect touch at terminal 1 (current flowing upstream): protected by

-WC6.1 L1N.K2.1 NDRICIM

Load data	Phases - Distribution System		LN / TN-S (L1-N)
	Voltage	[V]	230.94
	IB (A)	[A]	4.8
	Cosphi		0.90
Cable	Cable cross-sections		3G1.5
	Conductor - Insulator		Cu / EPR/XLPE
	Length (m)	[m]	10
	Iz (A)	[A]	26.0
	dU (%)		0.49
	Work Temp (°C)	[°C]	32.1
	Power loss	[W]	5.99
	K²S²	[A2s]	45929

Protection checks

Overload: protected by **-QF6.1 DS201 C10/0,03-AC** — **Passed**
IB (4.81[A]) <= Ith (10.00[A]) <= Iz (26.00[A]) and If (14.50[A]) <= 1.45*Iz (37.70[A]); Uref=400V

1 2 — **Short circuit at terminal 1 (current flowing downstream): protected by** **-QF6.1 DS201 C10/0,03-AC** — **Passed**
Protection guaranteed up to Ik LN (6.00[kA]), Ik L-PE (6.00[kA]); Uref=400V

Indirect touch at terminal 2 (current flowing downstream): protected by **-QF6.1 DS201 C10/0,03-AC** — **Passed**
Id (0.03[A]) <= Ikmin L-PE (0.43[kA]) and Td (0.04[s]) <= Max tripping time (0.40[s]); Uref=400V

1 2 — **Short circuit at terminal 2 (current flowing upstream): protected by**

Indirect touch at terminal 1 (current flowing upstream): protected by

Protection of Lv Cables

-WC6.2 L2N.K2.1 — NDRICIM

Load data	Phases - Distribution System		LN / TN-S (L2-N)
	Voltage	[V]	230.94
	IB (A)	[A]	4.8
	Cosphi		0.90
Cable	Cable cross-sections		3G1.5
	Conductor - Insulator		Cu / EPR/XLPE
	Length (m)	[m]	10
	Iz (A)	[A]	26.0
	dU (%)		0.49
	Work Temp (°C)	[°C]	32.1
	Power loss	[W]	5.99
	K²S²	[A2s]	45929

Protection checks

Overload: protected by -QF6.2 DS201 C10/0,03-AC IB (4.81[A]) <= Ith (10.00[A]) <= Iz (26.00[A]) and If (14.50[A]) <= 1.45*Iz (37.70[A]); Uref=400V		Passed
Short circuit at terminal 1 (current flowing downstream): protected by -QF6.2 DS201 C10/0,03-AC Protection guaranteed up to Ik LN (6.00[kA]), Ik L-PE (6.00[kA]); Uref=400V	1 ↓ 2	Passed
Indirect touch at terminal 2 (current flowing downstream): protected by -QF6.2 DS201 C10/0,03-AC Id (0.03[A]) <= Ikmin L-PE (0.43[kA]) and Td (0.04[s]) <= Max tripping time (0.40[s]); Uref=400V		Passed
Short circuit at terminal 2 (current flowing upstream): protected by	1 ↑ 2	
Indirect touch at terminal 1 (current flowing upstream): protected by		

-WC6.3 L3N.K2.1 — NDRICIM

Load data	Phases - Distribution System		LN / TN-S (L3-N)
	Voltage	[V]	230.94
	IB (A)	[A]	4.8
	Cosphi		0.90
Cable	Cable cross-sections		3G1.5
	Conductor - Insulator		Cu / EPR/XLPE
	Length (m)	[m]	10
	Iz (A)	[A]	26.0
	dU (%)		0.49
	Work Temp (°C)	[°C]	32.1
	Power loss	[W]	5.99
	K²S²	[A2s]	45929

Protection checks

Overload: protected by -QF6.3 DS201 C10/0,03-AC IB (4.81[A]) <= Ith (10.00[A]) <= Iz (26.00[A]) and If (14.50[A]) <= 1.45*Iz (37.70[A]); Uref=400V		Passed
Short circuit at terminal 1 (current flowing downstream): protected by -QF6.3 DS201 C10/0,03-AC Protection guaranteed up to Ik LN (6.00[kA]), Ik L-PE (6.00[kA]); Uref=400V	1 ↓ 2	Passed
Indirect touch at terminal 2 (current flowing downstream): protected by -QF6.3 DS201 C10/0,03-AC Id (0.03[A]) <= Ikmin L-PE (0.43[kA]) and Td (0.04[s]) <= Max tripping time (0.40[s]); Uref=400V		Passed
Short circuit at terminal 2 (current flowing upstream): protected by	1 ↑ 2	
Indirect touch at terminal 1 (current flowing upstream): protected by		

-WC6.4 L4N.K2.1 — NDRICIM

Load data	Phases - Distribution System		LN / TN-S (L1-N)
	Voltage	[V]	230.94
	IB (A)	[A]	4.8
	Cosphi		0.90
Cable	Cable cross-sections		3G1.5
	Conductor - Insulator		Cu / EPR/XLPE
	Length (m)	[m]	10
	Iz (A)	[A]	26.0
	dU (%)		0.49
	Work Temp (°C)	[°C]	32.1
	Power loss	[W]	5.99
	K²S²	[A2s]	45929

Protection checks

Overload: protected by -QF6.4 DS201 C10/0,03-AC IB (4.81[A]) <= Ith (10.00[A]) <= Iz (26.00[A]) and If (14.50[A]) <= 1.45*Iz (37.70[A]); Uref=400V		Passed
Short circuit at terminal 1 (current flowing downstream): protected by -QF6.4 DS201 C10/0,03-AC Protection guaranteed up to Ik LN (6.00[kA]), Ik L-PE (6.00[kA]); Uref=400V	1 ↓ 2	Passed
Indirect touch at terminal 2 (current flowing downstream): protected by -QF6.4 DS201 C10/0,03-AC Id (0.03[A]) <= Ikmin L-PE (0.43[kA]) and Td (0.04[s]) <= Max tripping time (0.40[s]); Uref=400V		Passed
Short circuit at terminal 2 (current flowing upstream): protected by	1 ↑ 2	
Indirect touch at terminal 1 (current flowing upstream): protected by		

Protection of Lv Cables

-WC6.5 L5N.K2.1 — NDRICIM

Load data	Phases - Distribution System		LN / TN-S (L2-N)
	Voltage	[V]	230.94
	IB (A)	[A]	4.8
	Cosphi		0.90
Cable	Cable cross-sections		3G1.5
	Conductor - Insulator		Cu / EPR/XLPE
	Length (m)	[m]	10
	Iz (A)	[A]	26.0
	dU (%)		0.49
	Work Temp (°C)	[°C]	32.1
	Power loss	[W]	5.99
	K²S²	[A2s]	45929

Protection checks

Overload: protected by -QF6.5 DS201 C10/0,03-AC IB (4.81[A]) <= Ith (10.00[A]) <= Iz (26.00[A]) and If (14.50[A]) <= 1.45*Iz (37.70[A]); Uref=400V		Passed
Short circuit at terminal 1 (current flowing downstream): protected by -QF6.5 DS201 C10/0,03-AC Protection guaranteed up to Ik LN (6.00[kA]), Ik L-PE (6.00[kA]); Uref=400V	1 ↓ 2	Passed
Indirect touch at terminal 2 (current flowing downstream): protected by -QF6.5 DS201 C10/0,03-AC Id (0.03[A]) <= Ikmin L-PE (0.43[kA]) and Td (0.04[s]) <= Max tripping time (0.40[s]); Uref=400V		Passed
Short circuit at terminal 2 (current flowing upstream): protected by	1 ↑ 2	
Indirect touch at terminal 1 (current flowing upstream): protected by		

-WC6.6 L6N.K2.1 — NDRICIM

Load data	Phases - Distribution System		LN / TN-S (L3-N)
	Voltage	[V]	230.94
	IB (A)	[A]	4.8
	Cosphi		0.90
Cable	Cable cross-sections		3G1.5
	Conductor - Insulator		Cu / EPR/XLPE
	Length (m)	[m]	10
	Iz (A)	[A]	26.0
	dU (%)		0.49
	Work Temp (°C)	[°C]	32.1
	Power loss	[W]	5.99
	K²S²	[A2s]	45929

Protection checks

Overload: protected by -QF6.6 DS201 C10/0,03-AC IB (4.81[A]) <= Ith (10.00[A]) <= Iz (26.00[A]) and If (14.50[A]) <= 1.45*Iz (37.70[A]); Uref=400V		Passed
Short circuit at terminal 1 (current flowing downstream): protected by -QF6.6 DS201 C10/0,03-AC Protection guaranteed up to Ik LN (6.00[kA]), Ik L-PE (6.00[kA]); Uref=400V	1 ↓ 2	Passed
Indirect touch at terminal 2 (current flowing downstream): protected by -QF6.6 DS201 C10/0,03-AC Id (0.03[A]) <= Ikmin L-PE (0.43[kA]) and Td (0.04[s]) <= Max tripping time (0.40[s]); Uref=400V		Passed
Short circuit at terminal 2 (current flowing upstream): protected by	1 ↑ 2	
Indirect touch at terminal 1 (current flowing upstream): protected by		

-WC6.7 L7N.K2.1 — NDRICIM

Load data	Phases - Distribution System		LN / TN-S (L1-N)
	Voltage	[V]	230.94
	IB (A)	[A]	4.8
	Cosphi		0.90
Cable	Cable cross-sections		3G1.5
	Conductor - Insulator		Cu / EPR/XLPE
	Length (m)	[m]	10
	Iz (A)	[A]	26.0
	dU (%)		0.49
	Work Temp (°C)	[°C]	32.1
	Power loss	[W]	5.99
	K²S²	[A2s]	45929

Protection checks

Overload: protected by -QF6.7 DS201 C10/0,03-AC IB (4.81[A]) <= Ith (10.00[A]) <= Iz (26.00[A]) and If (14.50[A]) <= 1.45*Iz (37.70[A]); Uref=400V		Passed
Short circuit at terminal 1 (current flowing downstream): protected by -QF6.7 DS201 C10/0,03-AC Protection guaranteed up to Ik LN (6.00[kA]), Ik L-PE (6.00[kA]); Uref=400V	1 ↓ 2	Passed
Indirect touch at terminal 2 (current flowing downstream): protected by -QF6.7 DS201 C10/0,03-AC Id (0.03[A]) <= Ikmin L-PE (0.43[kA]) and Td (0.04[s]) <= Max tripping time (0.40[s]); Uref=400V		Passed
Short circuit at terminal 2 (current flowing upstream): protected by	1 ↑ 2	
Indirect touch at terminal 1 (current flowing upstream): protected by		

Protection of Lv Cables

-WC6.8 L8N.K2.1 — NDRICIM

Load data	Phases - Distribution System		LN / TN-S (L2-N)
	Voltage	[V]	230.94
	IB (A)	[A]	4.8
	Cosphi		0.90
Cable	Cable cross-sections		3G1.5
	Conductor - Insulator		Cu / EPR/XLPE
	Length (m)	[m]	10
	Iz (A)	[A]	26.0
	dU (%)		0.49
	Work Temp (°C)	[°C]	32.1
	Power loss	[W]	5.99
	K²S²	[A2s]	45929

Protection checks

Overload: protected by -QF6.8 DS201 C10/0,03-AC IB (4.81[A]) <= Ith (10.00[A]) <= Iz (26.00[A]) and If (14.50[A]) <= 1.45*Iz (37.70[A]); Uref=400V		Passed
1 2	**Short circuit at terminal 1 (current flowing downstream): protected by** -QF6.8 DS201 C10/0,03-AC Protection guaranteed up to Ik LN (6.00[kA]), Ik L-PE (6.00[kA]); Uref=400V	Passed
	Indirect touch at terminal 2 (current flowing downstream): protected by -QF6.8 DS201 C10/0,03-AC Id (0.03[A]) <= Ikmin L-PE (0.43[kA]) and Td (0.04[s]) <= Max tripping time (0.40[s]); Uref=400V	Passed
1 2	**Short circuit at terminal 2 (current flowing upstream): protected by**	
	Indirect touch at terminal 1 (current flowing upstream): protected by	

-WC6.9 L9N.K2.1 — NDRICIM

Load data	Phases - Distribution System		LN / TN-S (L3-N)
	Voltage	[V]	230.94
	IB (A)	[A]	4.8
	Cosphi		0.90
Cable	Cable cross-sections		3G1.5
	Conductor - Insulator		Cu / EPR/XLPE
	Length (m)	[m]	10
	Iz (A)	[A]	26.0
	dU (%)		0.49
	Work Temp (°C)	[°C]	32.1
	Power loss	[W]	5.99
	K²S²	[A2s]	45929

Protection checks

Overload: protected by -QF6.9 DS201 C10/0,03-AC IB (4.81[A]) <= Ith (10.00[A]) <= Iz (26.00[A]) and If (14.50[A]) <= 1.45*Iz (37.70[A]); Uref=400V		Passed
1 2	**Short circuit at terminal 1 (current flowing downstream): protected by** -QF6.9 DS201 C10/0,03-AC Protection guaranteed up to Ik LN (6.00[kA]), Ik L-PE (6.00[kA]); Uref=400V	Passed
	Indirect touch at terminal 2 (current flowing downstream): protected by -QF6.9 DS201 C10/0,03-AC Id (0.03[A]) <= Ikmin L-PE (0.43[kA]) and Td (0.04[s]) <= Max tripping time (0.40[s]); Uref=400V	Passed
1 2	**Short circuit at terminal 2 (current flowing upstream): protected by**	
	Indirect touch at terminal 1 (current flowing upstream): protected by	

-WC7.1 L10N.K2.1 — NDRICIM

Load data	Phases - Distribution System		LN / TN-S (L1-N)
	Voltage	[V]	230.94
	IB (A)	[A]	4.8
	Cosphi		0.90
Cable	Cable cross-sections		3G1.5
	Conductor - Insulator		Cu / EPR/XLPE
	Length (m)	[m]	10
	Iz (A)	[A]	26.0
	dU (%)		0.49
	Work Temp (°C)	[°C]	32.1
	Power loss	[W]	5.99
	K²S²	[A2s]	45929

Protection checks

Overload: protected by -QF7.1 DS201 C10/0,03-AC IB (4.81[A]) <= Ith (10.00[A]) <= Iz (26.00[A]) and If (14.50[A]) <= 1.45*Iz (37.70[A]); Uref=400V		Passed
1 2	**Short circuit at terminal 1 (current flowing downstream): protected by** -QF7.1 DS201 C10/0,03-AC Protection guaranteed up to Ik LN (6.00[kA]), Ik L-PE (6.00[kA]); Uref=400V	Passed
	Indirect touch at terminal 2 (current flowing downstream): protected by -QF7.1 DS201 C10/0,03-AC Id (0.03[A]) <= Ikmin L-PE (0.43[kA]) and Td (0.04[s]) <= Max tripping time (0.40[s]); Uref=400V	Passed
1 2	**Short circuit at terminal 2 (current flowing upstream): protected by**	
	Indirect touch at terminal 1 (current flowing upstream): protected by	

Protection of Lv Cables

-WC7.2 L11N.K2.1 NDRICIM

Load data	Phases - Distribution System		LN / TN-S (L2-N)
	Voltage	[V]	230.94
	IB (A)	[A]	4.8
	Cosphi		0.90
Cable	Cable cross-sections		3G1.5
	Conductor - Insulator		Cu / EPR/XLPE
	Length (m)	[m]	10
	Iz (A)	[A]	26.0
	dU (%)		0.49
	Work Temp (°C)	[°C]	32.1
	Power loss	[W]	5.99
	K²S²	[A2s]	45929

Protection checks

Overload: protected by **-QF7.2 DS201 C10/0,03-AC** — **Passed**
IB (4.81[A]) <= Ith (10.00[A]) <= Iz (26.00[A]) and If (14.50[A]) <= 1.45*Iz (37.70[A]); Uref=400V

Short circuit at terminal 1 (current flowing downstream): protected by **-QF7.2 DS201 C10/0,03-AC** — **Passed**
Protection guaranteed up to Ik LN (6.00[kA]), Ik L-PE (6.00[kA]); Uref=400V

Indirect touch at terminal 2 (current flowing downstream): protected by **-QF7.2 DS201 C10/0,03-AC** — **Passed**
Id (0.03[A]) <= Ikmin L-PE (0.43[kA]) and Td (0.04[s]) <= Max tripping time (0.40[s]); Uref=400V

Short circuit at terminal 2 (current flowing upstream): protected by

Indirect touch at terminal 1 (current flowing upstream): protected by

-WC7.3 L12N.K2.1 NDRICIM

Load data	Phases - Distribution System		LN / TN-S (L3-N)
	Voltage	[V]	230.94
	IB (A)	[A]	4.8
	Cosphi		0.90
Cable	Cable cross-sections		3G1.5
	Conductor - Insulator		Cu / EPR/XLPE
	Length (m)	[m]	10
	Iz (A)	[A]	26.0
	dU (%)		0.49
	Work Temp (°C)	[°C]	32.1
	Power loss	[W]	5.99
	K²S²	[A2s]	45929

Protection checks

Overload: protected by **-QF7.3 DS201 C10/0,03-AC** — **Passed**
IB (4.81[A]) <= Ith (10.00[A]) <= Iz (26.00[A]) and If (14.50[A]) <= 1.45*Iz (37.70[A]); Uref=400V

Short circuit at terminal 1 (current flowing downstream): protected by **-QF7.3 DS201 C10/0,03-AC** — **Passed**
Protection guaranteed up to Ik LN (5.99[kA]), Ik L-PE (5.99[kA]); Uref=400V

Indirect touch at terminal 2 (current flowing downstream): protected by **-QF7.3 DS201 C10/0,03-AC** — **Passed**
Id (0.03[A]) <= Ikmin L-PE (0.43[kA]) and Td (0.04[s]) <= Max tripping time (0.40[s]); Uref=400V

Short circuit at terminal 2 (current flowing upstream): protected by

Indirect touch at terminal 1 (current flowing upstream): protected by

-WC7.4 L13N.K2.1 NDRICIM

Load data	Phases - Distribution System		LN / TN-S (L1-N)
	Voltage	[V]	230.94
	IB (A)	[A]	4.8
	Cosphi		0.90
Cable	Cable cross-sections		3G1.5
	Conductor - Insulator		Cu / EPR/XLPE
	Length (m)	[m]	10
	Iz (A)	[A]	26.0
	dU (%)		0.49
	Work Temp (°C)	[°C]	32.1
	Power loss	[W]	5.99
	K²S²	[A2s]	45929

Protection checks

Overload: protected by **-QF7.4 DS201 C10/0,03-AC** — **Passed**
IB (4.81[A]) <= Ith (10.00[A]) <= Iz (26.00[A]) and If (14.50[A]) <= 1.45*Iz (37.70[A]); Uref=400V

Short circuit at terminal 1 (current flowing downstream): protected by **-QF7.4 DS201 C10/0,03-AC** — **Passed**
Protection guaranteed up to Ik LN (5.99[kA]), Ik L-PE (5.99[kA]); Uref=400V

Indirect touch at terminal 2 (current flowing downstream): protected by **-QF7.4 DS201 C10/0,03-AC** — **Passed**
Id (0.03[A]) <= Ikmin L-PE (0.43[kA]) and Td (0.04[s]) <= Max tripping time (0.40[s]); Uref=400V

Short circuit at terminal 2 (current flowing upstream): protected by

Indirect touch at terminal 1 (current flowing upstream): protected by

Protection of Lv Cables

-WC7.5 L14N.K2.1 NDRICIM

Load data	Phases - Distribution System		LN / TN-S (L2-N)
	Voltage	[V]	230.94
	IB (A)	[A]	4.8
	Cosphi		0.90
Cable	Cable cross-sections		3G1.5
	Conductor - Insulator		Cu / EPR/XLPE
	Length (m)	[m]	10
	Iz (A)	[A]	26.0
	dU (%)		0.49
	Work Temp (°C)	[°C]	32.1
	Power loss	[W]	5.99
	K²S²	[A2s]	45929

Protection checks

Overload: protected by -QF7.5 DS201 C10/0,03-AC IB (4.81[A]) <= Ith (10.00[A]) <= Iz (26.00[A]) and If (14.50[A]) <= 1.45*Iz (37.70[A]); Uref=400V		Passed
Short circuit at terminal 1 (current flowing downstream): protected by -QF7.5 DS201 C10/0,03-AC Protection guaranteed up to Ik LN (5.99[kA]), Ik L-PE (5.99[kA]); Uref=400V	1 2	Passed
Indirect touch at terminal 2 (current flowing downstream): protected by -QF7.5 DS201 C10/0,03-AC Id (0.03[A]) <= Ikmin L-PE (0.43[kA]) and Td (0.04[s]) <= Max tripping time (0.40[s]); Uref=400V		Passed
Short circuit at terminal 2 (current flowing upstream): protected by	1 2	
Indirect touch at terminal 1 (current flowing upstream): protected by		

-WC7.6 L15N.K2.1 NDRICIM

Load data	Phases - Distribution System		LN / TN-S (L3-N)
	Voltage	[V]	230.94
	IB (A)	[A]	4.8
	Cosphi		0.90
Cable	Cable cross-sections		3G1.5
	Conductor - Insulator		Cu / EPR/XLPE
	Length (m)	[m]	10
	Iz (A)	[A]	26.0
	dU (%)		0.49
	Work Temp (°C)	[°C]	32.1
	Power loss	[W]	5.99
	K²S²	[A2s]	45929

Protection checks

Overload: protected by -QF7.6 DS201 C10/0,03-AC IB (4.81[A]) <= Ith (10.00[A]) <= Iz (26.00[A]) and If (14.50[A]) <= 1.45*Iz (37.70[A]); Uref=400V		Passed
Short circuit at terminal 1 (current flowing downstream): protected by -QF7.6 DS201 C10/0,03-AC Protection guaranteed up to Ik LN (5.99[kA]), Ik L-PE (5.99[kA]); Uref=400V	1 2	Passed
Indirect touch at terminal 2 (current flowing downstream): protected by -QF7.6 DS201 C10/0,03-AC Id (0.03[A]) <= Ikmin L-PE (0.43[kA]) and Td (0.04[s]) <= Max tripping time (0.40[s]); Uref=400V		Passed
Short circuit at terminal 2 (current flowing upstream): protected by	1 2	
Indirect touch at terminal 1 (current flowing upstream): protected by		

-WC7.7 REZERVE

Load data	Phases - Distribution System		LN / TN-S (L1-N)
	Voltage	[V]	230.94
	IB (A)	[A]	4.8
	Cosphi		0.90
Cable	Cable cross-sections		3G1.5
	Conductor - Insulator		Cu / EPR/XLPE
	Length (m)	[m]	10
	Iz (A)	[A]	26.0
	dU (%)		0.49
	Work Temp (°C)	[°C]	32.1
	Power loss	[W]	5.99
	K²S²	[A2s]	45929

Protection checks

Overload: protected by -QF7.7 DS201 C10/0,03-AC IB (4.81[A]) <= Ith (10.00[A]) <= Iz (26.00[A]) and If (14.50[A]) <= 1.45*Iz (37.70[A]); Uref=400V		Passed
Short circuit at terminal 1 (current flowing downstream): protected by -QF7.7 DS201 C10/0,03-AC Protection guaranteed up to Ik LN (6.00[kA]), Ik L-PE (6.00[kA]); Uref=400V	1 2	Passed
Indirect touch at terminal 2 (current flowing downstream): protected by -QF7.7 DS201 C10/0,03-AC Id (0.03[A]) <= Ikmin L-PE (0.43[kA]) and Td (0.04[s]) <= Max tripping time (0.40[s]); Uref=400V		Passed
Short circuit at terminal 2 (current flowing upstream): protected by	1 2	
Indirect touch at terminal 1 (current flowing upstream): protected by		

Protection of Lv Cables

-WC7.8 REZERVE

Load data	Phases - Distribution System		LN / TN-S (L2-N)
	Voltage	[V]	230.94
	IB (A)	[A]	4.8
	Cosphi		0.90
Cable	Cable cross-sections		3G1.5
	Conductor - Insulator		Cu / EPR/XLPE
	Length (m)	[m]	10
	Iz (A)	[A]	26.0
	dU (%)		0.49
	Work Temp (°C)	[°C]	32.1
	Power loss	[W]	5.99
	K²S²	[A2s]	45929

Protection checks

	Overload: protected by **-QF7.8 DS201 C10/0,03-AC** IB (4.81[A]) <= Ith (10.00[A]) <= Iz (26.00[A]) and If (14.50[A]) <= 1.45*Iz (37.70[A]); Uref=400V	**Passed**
1 2	**Short circuit at terminal 1 (current flowing downstream): protected by** **-QF7.8 DS201 C10/0,03-AC** Protection guaranteed up to Ik LN (6.00[kA]), Ik L-PE (6.00[kA]); Uref=400V	**Passed**
	Indirect touch at terminal 2 (current flowing downstream): protected by **-QF7.8 DS201 C10/0,03-AC** Id (0.03[A]) <= Ikmin L-PE (0.43[kA]) and Td (0.04[s]) <= Max tripping time (0.40[s]); Uref=400V	**Passed**
1 2	**Short circuit at terminal 2 (current flowing upstream): protected by**	
	Indirect touch at terminal 1 (current flowing upstream): protected by	

-WC7.9 REZERVE

Load data	Phases - Distribution System		LN / TN-S (L3-N)
	Voltage	[V]	230.94
	IB (A)	[A]	4.8
	Cosphi		0.90
Cable	Cable cross-sections		3G1.5
	Conductor - Insulator		Cu / EPR/XLPE
	Length (m)	[m]	10
	Iz (A)	[A]	26.0
	dU (%)		0.49
	Work Temp (°C)	[°C]	32.1
	Power loss	[W]	5.99
	K²S²	[A2s]	45929

Protection checks

	Overload: protected by **-QF7.9 DS201 C10/0,03-AC** IB (4.81[A]) <= Ith (10.00[A]) <= Iz (26.00[A]) and If (14.50[A]) <= 1.45*Iz (37.70[A]); Uref=400V	**Passed**
1 2	**Short circuit at terminal 1 (current flowing downstream): protected by** **-QF7.9 DS201 C10/0,03-AC** Protection guaranteed up to Ik LN (6.00[kA]), Ik L-PE (6.00[kA]); Uref=400V	**Passed**
	Indirect touch at terminal 2 (current flowing downstream): protected by **-QF7.9 DS201 C10/0,03-AC** Id (0.03[A]) <= Ikmin L-PE (0.43[kA]) and Td (0.04[s]) <= Max tripping time (0.40[s]); Uref=400V	**Passed**
1 2	**Short circuit at terminal 2 (current flowing upstream): protected by**	
	Indirect touch at terminal 1 (current flowing upstream): protected by	

-WC8.3 L1U.K2.1 PRIZA

Load data	Phases - Distribution System		LN / TN-S (L1-N)
	Voltage	[V]	230.94
	IB (A)	[A]	9.6
	Cosphi		0.90
Cable	Cable cross-sections		3G1.5
	Conductor - Insulator		Cu / EPR/XLPE
	Length (m)	[m]	10
	Iz (A)	[A]	26.0
	dU (%)		1.00
	Work Temp (°C)	[°C]	38.2
	Power loss	[W]	24.52
	K²S²	[A2s]	45929

Protection checks

	Overload: protected by **-QF8.3 DS201 C16/0,03-AC** IB (9.62[A]) <= Ith (16.00[A]) <= Iz (26.00[A]) and If (23.20[A]) <= 1.45*Iz (37.70[A]); Uref=400V	**Passed**
1 2	**Short circuit at terminal 1 (current flowing downstream): protected by** **-QF8.3 DS201 C16/0,03-AC** Protection guaranteed up to Ik LN (5.99[kA]), Ik L-PE (5.99[kA]); Uref=400V	**Passed**
	Indirect touch at terminal 2 (current flowing downstream): protected by **-QF8.3 DS201 C16/0,03-AC** Id (0.03[A]) <= Ikmin L-PE (0.43[kA]) and Td (0.04[s]) <= Max tripping time (0.40[s]); Uref=400V	**Passed**
1 2	**Short circuit at terminal 2 (current flowing upstream): protected by**	
	Indirect touch at terminal 1 (current flowing upstream): protected by	

Protection of Lv Cables

-WC8.4 L2U.K2.1 PRIZA

Load data	Phases - Distribution System		LN / TN-S (L2-N)
	Voltage	[V]	230.94
	IB (A)	[A]	9.6
	Cosphi		0.90
Cable	Cable cross-sections		3G1.5
	Conductor - Insulator		Cu / EPR/XLPE
	Length (m)	[m]	10
	Iz (A)	[A]	26.0
	dU (%)		1.00
	Work Temp (°C)	[°C]	38.2
	Power loss	[W]	24.52
	K²S²	[A2s]	45929

Protection checks

Overload: protected by **-QF8.4 DS201 C16/0,03-AC** — **Passed**
IB (9.62[A]) <= Ith (16.00[A]) <= Iz (26.00[A]) and If (23.20[A]) <= 1.45*Iz (37.70[A]); Uref=400V

1 2 **Short circuit at terminal 1 (current flowing downstream): protected by** **-QF8.4 DS201 C16/0,03-AC** — **Passed**
Protection guaranteed up to Ik LN (5.99[kA]), Ik L-PE (5.99[kA]); Uref=400V

Indirect touch at terminal 2 (current flowing downstream): protected by **-QF8.4 DS201 C16/0,03-AC** — **Passed**
Id (0.03[A]) <= Ikmin L-PE (0.43[kA]) and Td (0.04[s]) <= Max tripping time (0.40[s]); Uref=400V

1 2 **Short circuit at terminal 2 (current flowing upstream): protected by**

Indirect touch at terminal 1 (current flowing upstream): protected by

-WC8.5 L3U.K2.1 PRIZA

Load data	Phases - Distribution System		LN / TN-S (L3-N)
	Voltage	[V]	230.94
	IB (A)	[A]	9.6
	Cosphi		0.90
Cable	Cable cross-sections		3G1.5
	Conductor - Insulator		Cu / EPR/XLPE
	Length (m)	[m]	10
	Iz (A)	[A]	26.0
	dU (%)		1.00
	Work Temp (°C)	[°C]	38.2
	Power loss	[W]	24.52
	K²S²	[A2s]	45929

Protection checks

Overload: protected by **-QF8.5 DS201 C16/0,03-AC** — **Passed**
IB (9.62[A]) <= Ith (16.00[A]) <= Iz (26.00[A]) and If (23.20[A]) <= 1.45*Iz (37.70[A]); Uref=400V

1 2 **Short circuit at terminal 1 (current flowing downstream): protected by** **-QF8.5 DS201 C16/0,03-AC** — **Passed**
Protection guaranteed up to Ik LN (5.99[kA]), Ik L-PE (5.99[kA]); Uref=400V

Indirect touch at terminal 2 (current flowing downstream): protected by **-QF8.5 DS201 C16/0,03-AC** — **Passed**
Id (0.03[A]) <= Ikmin L-PE (0.43[kA]) and Td (0.04[s]) <= Max tripping time (0.40[s]); Uref=400V

1 2 **Short circuit at terminal 2 (current flowing upstream): protected by**

Indirect touch at terminal 1 (current flowing upstream): protected by

-WC8.6 L4U.K2.1 PRIZA

Load data	Phases - Distribution System		LN / TN-S (L1-N)
	Voltage	[V]	230.94
	IB (A)	[A]	9.6
	Cosphi		0.90
Cable	Cable cross-sections		3G1.5
	Conductor - Insulator		Cu / EPR/XLPE
	Length (m)	[m]	10
	Iz (A)	[A]	26.0
	dU (%)		1.00
	Work Temp (°C)	[°C]	38.2
	Power loss	[W]	24.52
	K²S²	[A2s]	45929

Protection checks

Overload: protected by **-QF8.6 DS201 C16/0,03-AC** — **Passed**
IB (9.62[A]) <= Ith (16.00[A]) <= Iz (26.00[A]) and If (23.20[A]) <= 1.45*Iz (37.70[A]); Uref=400V

1 2 **Short circuit at terminal 1 (current flowing downstream): protected by** **-QF8.6 DS201 C16/0,03-AC** — **Passed**
Protection guaranteed up to Ik LN (5.99[kA]), Ik L-PE (5.99[kA]); Uref=400V

Indirect touch at terminal 2 (current flowing downstream): protected by **-QF8.6 DS201 C16/0,03-AC** — **Passed**
Id (0.03[A]) <= Ikmin L-PE (0.43[kA]) and Td (0.04[s]) <= Max tripping time (0.40[s]); Uref=400V

1 2 **Short circuit at terminal 2 (current flowing upstream): protected by**

Indirect touch at terminal 1 (current flowing upstream): protected by

Protection of Lv Cables

-WC8.7 L5U.K2.1 PRIZA

Load data	Phases - Distribution System		LN / TN-S (L2-N)
	Voltage	[V]	230.94
	IB (A)	[A]	9.6
	Cosphi		0.90
Cable	Cable cross-sections		3G1.5
	Conductor - Insulator		Cu / EPR/XLPE
	Length (m)	[m]	10
	Iz (A)	[A]	26.0
	dU (%)		1.00
	Work Temp (°C)	[°C]	38.2
	Power loss	[W]	24.52
	K²S²	[A2s]	45929

Protection checks

Overload: protected by **-QF8.7 DS201 C16/0,03-AC** — **Passed**
IB (9.62[A]) <= Ith (16.00[A]) <= Iz (26.00[A]) and If (23.20[A]) <= 1.45*Iz (37.70[A]); Uref=400V

1 2

Short circuit at terminal 1 (current flowing downstream): protected by **-QF8.7 DS201 C16/0,03-AC** — **Passed**
Protection guaranteed up to Ik LN (5.99[kA]), Ik L-PE (5.99[kA]); Uref=400V

Indirect touch at terminal 2 (current flowing downstream): protected by **-QF8.7 DS201 C16/0,03-AC** — **Passed**
Id (0.03[A]) <= Ikmin L-PE (0.43[kA]) and Td (0.04[s]) <= Max tripping time (0.40[s]); Uref=400V

1 2

Short circuit at terminal 2 (current flowing upstream): protected by

Indirect touch at terminal 1 (current flowing upstream): protected by

-WC8.8 L6U.K2.1 PRIZA

Load data	Phases - Distribution System		LN / TN-S (L3-N)
	Voltage	[V]	230.94
	IB (A)	[A]	9.6
	Cosphi		0.90
Cable	Cable cross-sections		3G1.5
	Conductor - Insulator		Cu / EPR/XLPE
	Length (m)	[m]	10
	Iz (A)	[A]	26.0
	dU (%)		1.00
	Work Temp (°C)	[°C]	38.2
	Power loss	[W]	24.52
	K²S²	[A2s]	45929

Protection checks

Overload: protected by **-QF8.8 DS201 C16/0,03-AC** — **Passed**
IB (9.62[A]) <= Ith (16.00[A]) <= Iz (26.00[A]) and If (23.20[A]) <= 1.45*Iz (37.70[A]); Uref=400V

1 2

Short circuit at terminal 1 (current flowing downstream): protected by **-QF8.8 DS201 C16/0,03-AC** — **Passed**
Protection guaranteed up to Ik LN (5.99[kA]), Ik L-PE (5.99[kA]); Uref=400V

Indirect touch at terminal 2 (current flowing downstream): protected by **-QF8.8 DS201 C16/0,03-AC** — **Passed**
Id (0.03[A]) <= Ikmin L-PE (0.43[kA]) and Td (0.04[s]) <= Max tripping time (0.40[s]); Uref=400V

1 2

Short circuit at terminal 2 (current flowing upstream): protected by

Indirect touch at terminal 1 (current flowing upstream): protected by

-WC9.1 L7U.K2.1 PRIZA

Load data	Phases - Distribution System		LN / TN-S (L1-N)
	Voltage	[V]	230.94
	IB (A)	[A]	9.6
	Cosphi		0.90
Cable	Cable cross-sections		3G1.5
	Conductor - Insulator		Cu / EPR/XLPE
	Length (m)	[m]	10
	Iz (A)	[A]	26.0
	dU (%)		1.00
	Work Temp (°C)	[°C]	38.2
	Power loss	[W]	24.52
	K²S²	[A2s]	45929

Protection checks

Overload: protected by **-QF9.1 DS201 C16/0,03-AC** — **Passed**
IB (9.62[A]) <= Ith (16.00[A]) <= Iz (26.00[A]) and If (23.20[A]) <= 1.45*Iz (37.70[A]); Uref=400V

1 2

Short circuit at terminal 1 (current flowing downstream): protected by **-QF9.1 DS201 C16/0,03-AC** — **Passed**
Protection guaranteed up to Ik LN (5.99[kA]), Ik L-PE (5.99[kA]); Uref=400V

Indirect touch at terminal 2 (current flowing downstream): protected by **-QF9.1 DS201 C16/0,03-AC** — **Passed**
Id (0.03[A]) <= Ikmin L-PE (0.43[kA]) and Td (0.04[s]) <= Max tripping time (0.40[s]); Uref=400V

1 2

Short circuit at terminal 2 (current flowing upstream): protected by

Indirect touch at terminal 1 (current flowing upstream): protected by

Protection of Lv Cables

-WC9.2 L8U.K2.1 PRIZA

Load data	Phases - Distribution System		LN / TN-S (L2-N)
	Voltage	[V]	230.94
	IB (A)	[A]	9.6
	Cosphi		0.90
Cable	Cable cross-sections		3G1.5
	Conductor - Insulator		Cu / EPR/XLPE
	Length (m)	[m]	10
	Iz (A)	[A]	26.0
	dU (%)		1.00
	Work Temp (°C)	[°C]	38.2
	Power loss	[W]	24.52
	K²S²	[A2s]	45929

Protection checks

Overload: protected by **-QF9.2 DS201 C16/0,03-AC** — **Passed**
IB (9.62[A]) <= Ith (16.00[A]) <= Iz (26.00[A]) and If (23.20[A]) <= 1.45*Iz (37.70[A]); Uref=400V

1 2

Short circuit at terminal 1 (current flowing downstream): protected by **-QF9.2 DS201 C16/0,03-AC** — **Passed**
Protection guaranteed up to Ik LN (5.99[kA]), Ik L-PE (5.99[kA]); Uref=400V

Indirect touch at terminal 2 (current flowing downstream): protected by **-QF9.2 DS201 C16/0,03-AC** — **Passed**
Id (0.03[A]) <= Ikmin L-PE (0.43[kA]) and Td (0.04[s]) <= Max tripping time (0.40[s]); Uref=400V

1 2

Short circuit at terminal 2 (current flowing upstream): protected by

Indirect touch at terminal 1 (current flowing upstream): protected by

-WC9.3 L9U.K2.1 PRIZA

Load data	Phases - Distribution System		LN / TN-S (L3-N)
	Voltage	[V]	230.94
	IB (A)	[A]	9.6
	Cosphi		0.90
Cable	Cable cross-sections		3G1.5
	Conductor - Insulator		Cu / EPR/XLPE
	Length (m)	[m]	10
	Iz (A)	[A]	26.0
	dU (%)		1.00
	Work Temp (°C)	[°C]	38.2
	Power loss	[W]	24.52
	K²S²	[A2s]	45929

Protection checks

Overload: protected by **-QF9.3 DS201 C16/0,03-AC** — **Passed**
IB (9.62[A]) <= Ith (16.00[A]) <= Iz (26.00[A]) and If (23.20[A]) <= 1.45*Iz (37.70[A]); Uref=400V

1 2

Short circuit at terminal 1 (current flowing downstream): protected by **-QF9.3 DS201 C16/0,03-AC** — **Passed**
Protection guaranteed up to Ik LN (5.99[kA]), Ik L-PE (5.99[kA]); Uref=400V

Indirect touch at terminal 2 (current flowing downstream): protected by **-QF9.3 DS201 C16/0,03-AC** — **Passed**
Id (0.03[A]) <= Ikmin L-PE (0.43[kA]) and Td (0.04[s]) <= Max tripping time (0.40[s]); Uref=400V

1 2

Short circuit at terminal 2 (current flowing upstream): protected by

Indirect touch at terminal 1 (current flowing upstream): protected by

-WC9.4 L10U.K2.1 PRIZA

Load data	Phases - Distribution System		LN / TN-S (L1-N)
	Voltage	[V]	230.94
	IB (A)	[A]	9.6
	Cosphi		0.90
Cable	Cable cross-sections		3G1.5
	Conductor - Insulator		Cu / EPR/XLPE
	Length (m)	[m]	10
	Iz (A)	[A]	26.0
	dU (%)		1.00
	Work Temp (°C)	[°C]	38.2
	Power loss	[W]	24.52
	K²S²	[A2s]	45929

Protection checks

Overload: protected by **-QF9.4 DS201 C16/0,03-AC** — **Passed**
IB (9.62[A]) <= Ith (16.00[A]) <= Iz (26.00[A]) and If (23.20[A]) <= 1.45*Iz (37.70[A]); Uref=400V

1 2

Short circuit at terminal 1 (current flowing downstream): protected by **-QF9.4 DS201 C16/0,03-AC** — **Passed**
Protection guaranteed up to Ik LN (5.99[kA]), Ik L-PE (5.99[kA]); Uref=400V

Indirect touch at terminal 2 (current flowing downstream): protected by **-QF9.4 DS201 C16/0,03-AC** — **Passed**
Id (0.03[A]) <= Ikmin L-PE (0.43[kA]) and Td (0.04[s]) <= Max tripping time (0.40[s]); Uref=400V

1 2

Short circuit at terminal 2 (current flowing upstream): protected by

Indirect touch at terminal 1 (current flowing upstream): protected by

Protection of Lv Cables

-WC9.5 L11U.K2.1 PRIZA

Load data	Phases - Distribution System		LN / TN-S (L2-N)
	Voltage	[V]	230.94
	IB (A)	[A]	9.6
	Cosphi		0.90
Cable	Cable cross-sections		3G1.5
	Conductor - Insulator		Cu / EPR/XLPE
	Length (m)	[m]	10
	Iz (A)	[A]	26.0
	dU (%)		1.00
	Work Temp (°C)	[°C]	38.2
	Power loss	[W]	24.52
	K²S²	[A2s]	45929

Protection checks

	Overload: protected by -QF9.5 DS201 C16/0,03-AC IB (9.62[A]) <= Ith (16.00[A]) <= Iz (26.00[A]) and If (23.20[A]) <= 1.45*Iz (37.70[A]); Uref=400V	Passed
1 2	**Short circuit at terminal 1 (current flowing downstream): protected by** -QF9.5 DS201 C16/0,03-AC Protection guaranteed up to Ik LN (5.99[kA]), Ik L-PE (5.99[kA]); Uref=400V	Passed
	Indirect touch at terminal 2 (current flowing downstream): protected by -QF9.5 DS201 C16/0,03-AC Id (0.03[A]) <= Ikmin L-PE (0.43[kA]) and Td (0.04[s]) <= Max tripping time (0.40[s]); Uref=400V	Passed
1 2	**Short circuit at terminal 2 (current flowing upstream): protected by**	
	Indirect touch at terminal 1 (current flowing upstream): protected by	

-WC9.6 L12U.K2.1 PRIZA

Load data	Phases - Distribution System		LN / TN-S (L3-N)
	Voltage	[V]	230.94
	IB (A)	[A]	9.6
	Cosphi		0.90
Cable	Cable cross-sections		3G1.5
	Conductor - Insulator		Cu / EPR/XLPE
	Length (m)	[m]	10
	Iz (A)	[A]	26.0
	dU (%)		1.00
	Work Temp (°C)	[°C]	38.2
	Power loss	[W]	24.52
	K²S²	[A2s]	45929

Protection checks

	Overload: protected by -QF9.6 DS201 C16/0,03-AC IB (9.62[A]) <= Ith (16.00[A]) <= Iz (26.00[A]) and If (23.20[A]) <= 1.45*Iz (37.70[A]); Uref=400V	Passed
1 2	**Short circuit at terminal 1 (current flowing downstream): protected by** -QF9.6 DS201 C16/0,03-AC Protection guaranteed up to Ik LN (5.99[kA]), Ik L-PE (5.99[kA]); Uref=400V	Passed
	Indirect touch at terminal 2 (current flowing downstream): protected by -QF9.6 DS201 C16/0,03-AC Id (0.03[A]) <= Ikmin L-PE (0.43[kA]) and Td (0.04[s]) <= Max tripping time (0.40[s]); Uref=400V	Passed
1 2	**Short circuit at terminal 2 (current flowing upstream): protected by**	
	Indirect touch at terminal 1 (current flowing upstream): protected by	

-WC9.7 L13U.K2.1 PRIZA

Load data	Phases - Distribution System		LN / TN-S (L1-N)
	Voltage	[V]	230.94
	IB (A)	[A]	9.6
	Cosphi		0.90
Cable	Cable cross-sections		3G1.5
	Conductor - Insulator		Cu / EPR/XLPE
	Length (m)	[m]	10
	Iz (A)	[A]	26.0
	dU (%)		1.00
	Work Temp (°C)	[°C]	38.2
	Power loss	[W]	24.52
	K²S²	[A2s]	45929

Protection checks

	Overload: protected by -QF9.7 DS201 C16/0,03-AC IB (9.62[A]) <= Ith (16.00[A]) <= Iz (26.00[A]) and If (23.20[A]) <= 1.45*Iz (37.70[A]); Uref=400V	Passed
1 2	**Short circuit at terminal 1 (current flowing downstream): protected by** -QF9.7 DS201 C16/0,03-AC Protection guaranteed up to Ik LN (5.99[kA]), Ik L-PE (5.99[kA]); Uref=400V	Passed
	Indirect touch at terminal 2 (current flowing downstream): protected by -QF9.7 DS201 C16/0,03-AC Id (0.03[A]) <= Ikmin L-PE (0.43[kA]) and Td (0.04[s]) <= Max tripping time (0.40[s]); Uref=400V	Passed
1 2	**Short circuit at terminal 2 (current flowing upstream): protected by**	
	Indirect touch at terminal 1 (current flowing upstream): protected by	

Protection of Lv Cables

-WC9.8 L14U.K2.1 PRIZA

Load data	Phases - Distribution System		LN / TN-S (L2-N)
	Voltage	[V]	230.94
	IB (A)	[A]	9.6
	Cosphi		0.90
Cable	Cable cross-sections		3G1.5
	Conductor - Insulator		Cu / EPR/XLPE
	Length (m)	[m]	10
	Iz (A)	[A]	26.0
	dU (%)		1.00
	Work Temp (°C)	[°C]	38.2
	Power loss	[W]	24.52
	K²S²	[A2s]	45929

Protection checks

Overload: protected by **-QF9.8 DS201 C16/0,03-AC** — **Passed**
IB (9.62[A]) <= Ith (16.00[A]) <= Iz (26.00[A]) and If (23.20[A]) <= 1.45*Iz (37.70[A]); Uref=400V

Short circuit at terminal 1 (current flowing downstream): protected by **-QF9.8 DS201 C16/0,03-AC** — **Passed**
Protection guaranteed up to Ik LN (5.99[kA]), Ik L-PE (5.99[kA]); Uref=400V

Indirect touch at terminal 2 (current flowing downstream): protected by **-QF9.8 DS201 C16/0,03-AC** — **Passed**
Id (0.03[A]) <= Ikmin L-PE (0.43[kA]) and Td (0.04[s]) <= Max tripping time (0.40[s]); Uref=400V

Short circuit at terminal 2 (current flowing upstream): protected by

Indirect touch at terminal 1 (current flowing upstream): protected by

-WC9.9 L15U.K2.1 PRIZA

Load data	Phases - Distribution System		LN / TN-S (L3-N)
	Voltage	[V]	230.94
	IB (A)	[A]	9.6
	Cosphi		0.90
Cable	Cable cross-sections		3G1.5
	Conductor - Insulator		Cu / EPR/XLPE
	Length (m)	[m]	10
	Iz (A)	[A]	26.0
	dU (%)		1.00
	Work Temp (°C)	[°C]	38.2
	Power loss	[W]	24.52
	K²S²	[A2s]	45929

Protection checks

Overload: protected by **-QF9.9 DS201 C16/0,03-AC** — **Passed**
IB (9.62[A]) <= Ith (16.00[A]) <= Iz (26.00[A]) and If (23.20[A]) <= 1.45*Iz (37.70[A]); Uref=400V

Short circuit at terminal 1 (current flowing downstream): protected by **-QF9.9 DS201 C16/0,03-AC** — **Passed**
Protection guaranteed up to Ik LN (5.99[kA]), Ik L-PE (5.99[kA]); Uref=400V

Indirect touch at terminal 2 (current flowing downstream): protected by **-QF9.9 DS201 C16/0,03-AC** — **Passed**
Id (0.03[A]) <= Ikmin L-PE (0.43[kA]) and Td (0.04[s]) <= Max tripping time (0.40[s]); Uref=400V

Short circuit at terminal 2 (current flowing upstream): protected by

Indirect touch at terminal 1 (current flowing upstream): protected by

-WC10.1 L16U.K2.1 PRIZA

Load data	Phases - Distribution System		LN / TN-S (L1-N)
	Voltage	[V]	230.94
	IB (A)	[A]	9.6
	Cosphi		0.90
Cable	Cable cross-sections		3G1.5
	Conductor - Insulator		Cu / EPR/XLPE
	Length (m)	[m]	10
	Iz (A)	[A]	26.0
	dU (%)		1.00
	Work Temp (°C)	[°C]	38.2
	Power loss	[W]	24.52
	K²S²	[A2s]	45929

Protection checks

Overload: protected by **-QF10.1DS201 C16/0,03-AC** — **Passed**
IB (9.62[A]) <= Ith (16.00[A]) <= Iz (26.00[A]) and If (23.20[A]) <= 1.45*Iz (37.70[A]); Uref=400V

Short circuit at terminal 1 (current flowing downstream): protected by **-QF10.1DS201 C16/0,03-AC** — **Passed**
Protection guaranteed up to Ik LN (5.99[kA]), Ik L-PE (5.99[kA]); Uref=400V

Indirect touch at terminal 2 (current flowing downstream): protected by **-QF10.1DS201 C16/0,03-AC** — **Passed**
Id (0.03[A]) <= Ikmin L-PE (0.43[kA]) and Td (0.04[s]) <= Max tripping time (0.40[s]); Uref=400V

Short circuit at terminal 2 (current flowing upstream): protected by

Indirect touch at terminal 1 (current flowing upstream): protected by

Protection of Lv Cables

-WC10.2 L17U.K2.1 — PRIZA

Load data	Phases - Distribution System		LN / TN-S (L2-N)
	Voltage	[V]	230.94
	IB (A)	[A]	9.6
	Cosphi		0.90
Cable	Cable cross-sections		3G1.5
	Conductor - Insulator		Cu / EPR/XLPE
	Length (m)	[m]	10
	Iz (A)	[A]	26.0
	dU (%)		1.00
	Work Temp (°C)	[°C]	38.2
	Power loss	[W]	24.52
	K²S²	[A2s]	45929

Protection checks

Overload: protected by -QF10.2DS201 C16/0,03-AC IB (9.62[A]) <= Ith (16.00[A]) <= Iz (26.00[A]) and If (23.20[A]) <= 1.45*Iz (37.70[A]); Uref=400V		Passed
Short circuit at terminal 1 (current flowing downstream): protected by -QF10.2DS201 C16/0,03-AC Protection guaranteed up to Ik LN (5.99[kA]), Ik L-PE (5.99[kA]); Uref=400V	1 / 2	Passed
Indirect touch at terminal 2 (current flowing downstream): protected by -QF10.2DS201 C16/0,03-AC Id (0.03[A]) <= Ikmin L-PE (0.43[kA]) and Td (0.04[s]) <= Max tripping time (0.40[s]); Uref=400V		Passed
Short circuit at terminal 2 (current flowing upstream): protected by	1 / 2	
Indirect touch at terminal 1 (current flowing upstream): protected by		

-WC10.3 L18U.K2.1 — PRIZA

Load data	Phases - Distribution System		LN / TN-S (L3-N)
	Voltage	[V]	230.94
	IB (A)	[A]	9.6
	Cosphi		0.90
Cable	Cable cross-sections		3G1.5
	Conductor - Insulator		Cu / EPR/XLPE
	Length (m)	[m]	10
	Iz (A)	[A]	26.0
	dU (%)		1.00
	Work Temp (°C)	[°C]	38.2
	Power loss	[W]	24.52
	K²S²	[A2s]	45929

Protection checks

Overload: protected by -QF10.3DS201 C16/0,03-AC IB (9.62[A]) <= Ith (16.00[A]) <= Iz (26.00[A]) and If (23.20[A]) <= 1.45*Iz (37.70[A]); Uref=400V		Passed
Short circuit at terminal 1 (current flowing downstream): protected by -QF10.3DS201 C16/0,03-AC Protection guaranteed up to Ik LN (5.99[kA]), Ik L-PE (5.99[kA]); Uref=400V	1 / 2	Passed
Indirect touch at terminal 2 (current flowing downstream): protected by -QF10.3DS201 C16/0,03-AC Id (0.03[A]) <= Ikmin L-PE (0.43[kA]) and Td (0.04[s]) <= Max tripping time (0.40[s]); Uref=400V		Passed
Short circuit at terminal 2 (current flowing upstream): protected by	1 / 2	
Indirect touch at terminal 1 (current flowing upstream): protected by		

-WC10.4 RACK

Load data	Phases - Distribution System		LN / TN-S (L1-N)
	Voltage	[V]	230.94
	IB (A)	[A]	19.2
	Cosphi		0.90
Cable	Cable cross-sections		3G1.5
	Conductor - Insulator		Cu / EPR/XLPE
	Length (m)	[m]	10
	Iz (A)	[A]	26.0
	dU (%)		2.19
	Work Temp (°C)	[°C]	62.9
	Power loss	[W]	107.08
	K²S²	[A2s]	45929

Protection checks

Overload: protected by -QF10.4DS201 C20/0,03-AC IB (19.25[A]) <= Ith (20.00[A]) <= Iz (26.00[A]) and If (29.00[A]) <= 1.45*Iz (37.70[A]); Uref=400V		Passed
Short circuit at terminal 1 (current flowing downstream): protected by -QF10.4DS201 C20/0,03-AC Protection guaranteed up to Ik LN (5.99[kA]), Ik L-PE (5.99[kA]); Uref=400V	1 / 2	Passed
Indirect touch at terminal 2 (current flowing downstream): protected by -QF10.4DS201 C20/0,03-AC Id (0.03[A]) <= Ikmin L-PE (0.43[kA]) and Td (0.04[s]) <= Max tripping time (0.40[s]); Uref=400V		Passed
Short circuit at terminal 2 (current flowing upstream): protected by	1 / 2	
Indirect touch at terminal 1 (current flowing upstream): protected by		

Protection of Lv Cables

-WC10.5 EMERGJENCE

Load data	Phases - Distribution System		LN / TN-S (L2-N)
	Voltage	[V]	230.94
	IB (A)	[A]	4.8
	Cosphi		0.90
Cable	Cable cross-sections		3G1.5
	Conductor - Insulator		Cu / EPR/XLPE
	Length (m)	[m]	10
	Iz (A)	[A]	26.0
	dU (%)		0.49
	Work Temp (°C)	[°C]	32.1
	Power loss	[W]	5.99
	K²S²	[A2s]	45929

Protection checks

Overload: protected by **-QF10.5DS201 C10/0,03-AC** — **Passed**
IB (4.81[A]) <= Ith (10.00[A]) <= Iz (26.00[A]) and If (14.50[A]) <= 1.45*Iz (37.70[A]); Uref=400V

Short circuit at terminal 1 (current flowing downstream): protected by **-QF10.5DS201 C10/0,03-AC** — **Passed**
Protection guaranteed up to Ik LN (5.99[kA]), Ik L-PE (5.99[kA]); Uref=400V

Indirect touch at terminal 2 (current flowing downstream): protected by **-QF10.5DS201 C10/0,03-AC** — **Passed**
Id (0.03[A]) <= Ikmin L-PE (0.43[kA]) and Td (0.04[s]) <= Max tripping time (0.40[s]); Uref=400V

Short circuit at terminal 2 (current flowing upstream): protected by

Indirect touch at terminal 1 (current flowing upstream): protected by

-WC10.6 REZERVE

Load data	Phases - Distribution System		LN / TN-S (L1-N)
	Voltage	[V]	230.94
	IB (A)	[A]	9.6
	Cosphi		0.90
Cable	Cable cross-sections		3G1.5
	Conductor - Insulator		Cu / EPR/XLPE
	Length (m)	[m]	10
	Iz (A)	[A]	26.0
	dU (%)		1.00
	Work Temp (°C)	[°C]	38.2
	Power loss	[W]	24.52
	K²S²	[A2s]	45929

Protection checks

Overload: protected by **-QF10.6DS201 C16/0,03-AC** — **Passed**
IB (9.62[A]) <= Ith (16.00[A]) <= Iz (26.00[A]) and If (23.20[A]) <= 1.45*Iz (37.70[A]); Uref=400V

Short circuit at terminal 1 (current flowing downstream): protected by **-QF10.6DS201 C16/0,03-AC** — **Passed**
Protection guaranteed up to Ik LN (5.99[kA]), Ik L-PE (5.99[kA]); Uref=400V

Indirect touch at terminal 2 (current flowing downstream): protected by **-QF10.6DS201 C16/0,03-AC** — **Passed**
Id (0.03[A]) <= Ikmin L-PE (0.43[kA]) and Td (0.04[s]) <= Max tripping time (0.40[s]); Uref=400V

Short circuit at terminal 2 (current flowing upstream): protected by

Indirect touch at terminal 1 (current flowing upstream): protected by

-WC10.7 REZERVE

Load data	Phases - Distribution System		LN / TN-S (L2-N)
	Voltage	[V]	230.94
	IB (A)	[A]	9.6
	Cosphi		0.90
Cable	Cable cross-sections		3G1.5
	Conductor - Insulator		Cu / EPR/XLPE
	Length (m)	[m]	10
	Iz (A)	[A]	26.0
	dU (%)		1.00
	Work Temp (°C)	[°C]	38.2
	Power loss	[W]	24.52
	K²S²	[A2s]	45929

Protection checks

Overload: protected by **-QF10.7DS201 C16/0,03-AC** — **Passed**
IB (9.62[A]) <= Ith (16.00[A]) <= Iz (26.00[A]) and If (23.20[A]) <= 1.45*Iz (37.70[A]); Uref=400V

Short circuit at terminal 1 (current flowing downstream): protected by **-QF10.7DS201 C16/0,03-AC** — **Passed**
Protection guaranteed up to Ik LN (5.99[kA]), Ik L-PE (5.99[kA]); Uref=400V

Indirect touch at terminal 2 (current flowing downstream): protected by **-QF10.7DS201 C16/0,03-AC** — **Passed**
Id (0.03[A]) <= Ikmin L-PE (0.43[kA]) and Td (0.04[s]) <= Max tripping time (0.40[s]); Uref=400V

Short circuit at terminal 2 (current flowing upstream): protected by

Indirect touch at terminal 1 (current flowing upstream): protected by

Protection of Lv Cables

-WC10.8 REZERVE

Load data	Phases - Distribution System		LN / TN-S (L3-N)
	Voltage	[V]	230.94
	IB (A)	[A]	9.6
	Cosphi		0.90
Cable	Cable cross-sections		3G1.5
	Conductor - Insulator		Cu / EPR/XLPE
	Length (m)	[m]	10
	Iz (A)	[A]	26.0
	dU (%)		1.00
	Work Temp (°C)	[°C]	38.2
	Power loss	[W]	24.52
	K²S²	[A2s]	45929

Protection checks

	Overload: protected by **-QF10.8DS201 C10/0,03-AC** IB (9.62[A]) <= Ith (10.00[A]) <= Iz (26.00[A]) and If (14.50[A]) <= 1.45*Iz (37.70[A]); Uref=400V	**Passed**
1 / 2	**Short circuit at terminal 1 (current flowing downstream): protected by** **-QF10.8DS201 C10/0,03-AC** Protection guaranteed up to Ik LN (5.99[kA]), Ik L-PE (5.99[kA]); Uref=400V	**Passed**
	Indirect touch at terminal 2 (current flowing downstream): protected by **-QF10.8DS201 C10/0,03-AC** Id (0.03[A]) <= Ikmin L-PE (0.43[kA]) and Td (0.04[s]) <= Max tripping time (0.40[s]); Uref=400V	**Passed**
1 / 2	**Short circuit at terminal 2 (current flowing upstream): protected by**	
	Indirect touch at terminal 1 (current flowing upstream): protected by	

-WC10.9 REZERVE

Load data	Phases - Distribution System		LN / TN-S (L1-N)
	Voltage	[V]	230.94
	IB (A)	[A]	4.8
	Cosphi		0.90
Cable	Cable cross-sections		3G1.5
	Conductor - Insulator		Cu / EPR/XLPE
	Length (m)	[m]	10
	Iz (A)	[A]	26.0
	dU (%)		0.49
	Work Temp (°C)	[°C]	32.1
	Power loss	[W]	5.99
	K²S²	[A2s]	45929

Protection checks

	Overload: protected by **-QF10.9DS201 C10/0,03-AC** IB (4.81[A]) <= Ith (10.00[A]) <= Iz (26.00[A]) and If (14.50[A]) <= 1.45*Iz (37.70[A]); Uref=400V	**Passed**
1 / 2	**Short circuit at terminal 1 (current flowing downstream): protected by** **-QF10.9DS201 C10/0,03-AC** Protection guaranteed up to Ik LN (5.99[kA]), Ik L-PE (5.99[kA]); Uref=400V	**Passed**
	Indirect touch at terminal 2 (current flowing downstream): protected by **-QF10.9DS201 C10/0,03-AC** Id (0.03[A]) <= Ikmin L-PE (0.43[kA]) and Td (0.04[s]) <= Max tripping time (0.40[s]); Uref=400V	**Passed**
1 / 2	**Short circuit at terminal 2 (current flowing upstream): protected by**	
	Indirect touch at terminal 1 (current flowing upstream): protected by	

Load data	Phases - Distribution System		
	Voltage	[V]	
	IB (A)	[A]	
	Cosphi		
Cable	Cable cross-sections		
	Conductor - Insulator		
	Length (m)	[m]	
	Iz (A)	[A]	
	dU (%)		
	Work Temp (°C)	[°C]	
	Power loss	[W]	
	K²S²	[A2s]	

Protection checks

	Overload: protected by	
1 / 2	**Short circuit at terminal 1 (current flowing downstream): protected by**	
	Indirect touch at terminal 2 (current flowing downstream): protected by	
1 / 2	**Short circuit at terminal 2 (current flowing upstream): protected by**	
	Indirect touch at terminal 1 (current flowing upstream): protected by	

List of LV devices

Sign	Part code	Type	RCD code	RCD type	User description 1	User description 2
-QF1.3	1SDA066817R1	XT1B 160 TMD 80-800			Kryesori	
-QF1.4	2CSR255040R1164	DS201 C16/0,03-AC			L1R.K2.1	
-QF1.5	2CSR255040R1164	DS201 C16/0,03-AC			L2R.K2.1	
-QF1.6	2CSR255040R1164	DS201 C16/0,03-AC			L3R.K2.1	
-QF1.7	2CSR255040R1164	DS201 C16/0,03-AC			L4R.K2.1	
-QF1.8	2CSR255040R1164	DS201 C16/0,03-AC			L5R.K2.1	
-QF1.9	2CSR255040R1164	DS201 C16/0,03-AC			L6R.K2.1	
-QF2.1	2CSR255040R1164	DS201 C16/0,03-AC			L7R.K2.1	
-QF2.2	2CSR255040R1164	DS201 C16/0,03-AC			L8R.K2.1	
-QF2.3	2CSR255040R1164	DS201 C16/0,03-AC			L9R.K2.1	
-QF2.4	2CSR255040R1164	DS201 C16/0,03-AC			L10R.K2.1	
-QF2.5	2CSR255040R1164	DS201 C16/0,03-AC			L11R.K2.1	
-QF2.6	2CSR255040R1164	DS201 C16/0,03-AC			L12R.K2.1	
-QF2.7	2CSR255040R1164	DS201 C16/0,03-AC			L13R.K2.1	
-QF2.8	2CSR255040R1164	DS201 C16/0,03-AC			L14R.K2.1	
-QF2.9	2CSR255040R1164	DS201 C16/0,03-AC			L15R.K2.1	
-QF3.1	2CSR255040R1164	DS201 C16/0,03-AC			L16R.K2.1	
-QF3.2	2CSR255040R1164	DS201 C16/0,03-AC			L17R.K2.1	
-QF3.3	2CSR255040R1164	DS201 C16/0,03-AC			L18R.K2.1	
-QF3.4	2CSR255040R1164	DS201 C16/0,03-AC			L19R.K2.1	
-QF3.5	2CSR255040R1164	DS201 C16/0,03-AC			L20R.K2.1	
-QF3.6	2CSR255040R1164	DS201 C16/0,03-AC			L21R.K2.1	
-QF3.7	2CSR255040R1164	DS201 C16/0,03-AC			L22R.K2.1	
-QF3.8	2CSR255040R1164	DS201 C16/0,03-AC			L23R.K2.1	
-QF3.9	2CSR255040R1164	DS201 C16/0,03-AC			L24R.K2.1	
-QF4.1	2CSR255040R1164	DS201 C16/0,03-AC			L22R.K2.1	
-QF4.2	2CSR255040R1164	DS201 C16/0,03-AC			L23R.K2.1	
-QF4.3	2CSR255040R1164	DS201 C16/0,03-AC			L24R.K2.1	
-QF4.4	2CSR255040R1164	DS201 C16/0,03-AC			L25R.K2.1	
-QF4.5	2CSR255040R1164	DS201 C16/0,03-AC			L26R.K2.1	
-QF4.6	2CSR255040R1164	DS201 C16/0,03-AC			L27R.K2.1	
-QF4.7	2CSR255040R1164	DS201 C16/0,03-AC			L28R.K2.1	
-QF4.8	2CSR255040R1164	DS201 C16/0,03-AC			L29R.K2.1	
-QF5.1	2CSR255040R1164	DS201 C16/0,03-AC			REZERVE	
-QF5.2	2CSR255040R1164	DS201 C16/0,03-AC			REZERVE	
-QF5.3	2CSR255040R1164	DS201 C16/0,03-AC			REZERVE	
-QF6.1	2CSR255040R1104	DS201 C10/0,03-AC			L1N.K2.1	NDRICIM
-QF6.2	2CSR255040R1104	DS201 C10/0,03-AC			L2N.K2.1	NDRICIM
-QF6.3	2CSR255040R1104	DS201 C10/0,03-AC			L3N.K2.1	NDRICIM
-QF6.4	2CSR255040R1104	DS201 C10/0,03-AC			L4N.K2.1	NDRICIM
-QF6.5	2CSR255040R1104	DS201 C10/0,03-AC			L5N.K2.1	NDRICIM
-QF6.6	2CSR255040R1104	DS201 C10/0,03-AC			L6N.K2.1	NDRICIM
-QF6.7	2CSR255040R1104	DS201 C10/0,03-AC			L7N.K2.1	NDRICIM
-QF6.8	2CSR255040R1104	DS201 C10/0,03-AC			L8N.K2.1	NDRICIM
-QF6.9	2CSR255040R1104	DS201 C10/0,03-AC			L9N.K2.1	NDRICIM
-QF7.1	2CSR255040R1104	DS201 C10/0,03-AC			L10N.K2.1	NDRICIM

List of LV devices

Sign	Part code	Type	RCD code	RCD type	User description 1	User description 2
-QF7.2	2CSR255040R1104	DS201 C10/0,03-AC			L11N.K2.1	NDRICIM
-QF7.3	2CSR255040R1104	DS201 C10/0,03-AC			L12N.K2.1	NDRICIM
-QF7.4	2CSR255040R1104	DS201 C10/0,03-AC			L13N.K2.1	NDRICIM
-QF7.5	2CSR255040R1104	DS201 C10/0,03-AC			L14N.K2.1	NDRICIM
-QF7.6	2CSR255040R1104	DS201 C10/0,03-AC			L15N.K2.1	NDRICIM
-QF7.7	2CSR255040R1104	DS201 C10/0,03-AC			REZERVE	
-QF7.8	2CSR255040R1104	DS201 C10/0,03-AC			REZERVE	
-QF7.9	2CSR255040R1104	DS201 C10/0,03-AC			REZERVE	
-QF8.2	2CDS274001R0504	S204M-C50			KRYESORI	UPS
-QF8.3	2CSR255040R1164	DS201 C16/0,03-AC			L1U.K2.1	PRIZA
-QF8.4	2CSR255040R1164	DS201 C16/0,03-AC			L2U.K2.1	PRIZA
-QF8.5	2CSR255040R1164	DS201 C16/0,03-AC			L3U.K2.1	PRIZA
-QF8.6	2CSR255040R1164	DS201 C16/0,03-AC			L4U.K2.1	PRIZA
-QF8.7	2CSR255040R1164	DS201 C16/0,03-AC			L5U.K2.1	PRIZA
-QF8.8	2CSR255040R1164	DS201 C16/0,03-AC			L6U.K2.1	PRIZA
-QF9.1	2CSR255040R1164	DS201 C16/0,03-AC			L7U.K2.1	PRIZA
-QF9.2	2CSR255040R1164	DS201 C16/0,03-AC			L8U.K2.1	PRIZA
-QF9.3	2CSR255040R1164	DS201 C16/0,03-AC			L9U.K2.1	PRIZA
-QF9.4	2CSR255040R1164	DS201 C16/0,03-AC			L10U.K2.1	PRIZA
-QF9.5	2CSR255040R1164	DS201 C16/0,03-AC			L11U.K2.1	PRIZA
-QF9.6	2CSR255040R1164	DS201 C16/0,03-AC			L12U.K2.1	PRIZA
-QF9.7	2CSR255040R1164	DS201 C16/0,03-AC			L13U.K2.1	PRIZA
-QF9.8	2CSR255040R1164	DS201 C16/0,03-AC			L14U.K2.1	PRIZA
-QF9.9	2CSR255040R1164	DS201 C16/0,03-AC			L15U.K2.1	PRIZA
-QF10.1	2CSR255040R1164	DS201 C16/0,03-AC			L16U.K2.1	PRIZA
-QF10.2	2CSR255040R1164	DS201 C16/0,03-AC			L17U.K2.1	PRIZA
-QF10.3	2CSR255040R1164	DS201 C16/0,03-AC			L18U.K2.1	PRIZA
-QF10.4	2CSR255040R1204	DS201 C20/0,03-AC			RACK	
-QF10.5	2CSR255040R1104	DS201 C10/0,03-AC			EMERGJENCE	
-QF10.6	2CSR255040R1164	DS201 C16/0,03-AC			REZERVE	
-QF10.7	2CSR255040R1164	DS201 C16/0,03-AC			REZERVE	
-QF10.8	2CSR255040R1104	DS201 C10/0,03-AC			REZERVE	
-QF10.9	2CSR255040R1104	DS201 C10/0,03-AC			REZERVE	

Report of LV circuit breakers

Circuit Breaker						Thermomagnetic	Electronic												RCB device	
Sign	Enclosure	Poles	In (A)	Icu-Icn (kA)	Ics (kA)	Thermal (A)	L	I1	S	I2	S2	I2-2	I	G	I4	R	I5	InN/In (%)	Id (A)	Td (s)
Type			User description 1			Magnetic (A)	Curve L	t1	Curve S	t2	Curve S2	t2-2	I3	Curve G	t4		t5		RCB type	
-QF1.3	Switchboard1	4P	80	18.0	18.0	76.0														
XT1B 160 TMD 80-800			Kryesori			800.0														
-QF1.4	Switchboard1	1P+N	16	10.0	0.0	16.0													0.030	0.040
DS201 C16/0,03-AC			L1R.K2.1			160.0														
-QF1.5	Switchboard1	1P+N	16	10.0	6.0	16.0													0.030	0.040
DS201 C16/0,03-AC			L2R.K2.1			160.0														
-QF1.6	Switchboard1	1P+N	16	10.0	6.0	16.0													0.030	0.040
DS201 C16/0,03-AC			L3R.K2.1			160.0														
-QF1.7	Switchboard1	1P+N	16	10.0	6.0	16.0													0.030	0.040
DS201 C16/0,03-AC			L4R.K2.1			160.0														
-QF1.8	Switchboard1	1P+N	16	10.0	6.0	16.0													0.030	0.040
DS201 C16/0,03-AC			L5R.K2.1			160.0														
-QF1.9	Switchboard1	1P+N	16	10.0	6.0	16.0													0.030	0.040
DS201 C16/0,03-AC			L6R.K2.1			160.0														
-QF2.1	Switchboard1	1P+N	16	10.0	0.0	16.0													0.030	0.040
DS201 C16/0,03-AC			L7R.K2.1			160.0														
-QF2.2	Switchboard1	1P+N	16	10.0	0.0	16.0													0.030	0.040
DS201 C16/0,03-AC			L8R.K2.1			160.0														
-QF2.3	Switchboard1	1P+N	16	10.0	0.0	16.0													0.030	0.040
DS201 C16/0,03-AC			L9R.K2.1			160.0														

Rev. n°1			Date:		Description	Customer:			Drawing number:	
Rev. n°2			Drafter:			Project:	Paneli K2.1			
Rev. n°3			Design.:			File:		Sheet: 1	Next sheet: 2	Sheets: 8
REVISIONS	Date:	Signatures	Approval:			Serial:				

Report of LV circuit breakers

Circuit Breaker						Thermomagnetic	Electronic												RCB device	
Sign	Enclosure	Poles	In (A)	Icu-Icn (kA)	Ics (kA)	Thermal (A)	L	I1	S	I2	S2	I2-2	I	G	I4	R	I5	InN/In (%)	Id (A)	Td (s)
Type			User description 1			Magnetic (A)	Curve L	t1	Curve S	t2	Curve S2	t2-2	I3	Curve G	t4		t5		RCB type	
-QF2.4	Switchboard1	1P+N	16	10.0	0.0	16.0													0.030	0.040
DS201 C16/0,03-AC			L10R.K2.1			160.0														
-QF2.5	Switchboard1	1P+N	16	10.0	0.0	16.0													0.030	0.040
DS201 C16/0,03-AC			L11R.K2.1			160.0														
-QF2.6	Switchboard1	1P+N	16	10.0	0.0	16.0													0.030	0.040
DS201 C16/0,03-AC			L12R.K2.1			160.0														
-QF2.7	Switchboard1	1P+N	16	10.0	0.0	16.0													0.030	0.040
DS201 C16/0,03-AC			L13R.K2.1			160.0														
-QF2.8	Switchboard1	1P+N	16	10.0	0.0	16.0													0.030	0.040
DS201 C16/0,03-AC			L14R.K2.1			160.0														
-QF2.9	Switchboard1	1P+N	16	10.0	0.0	16.0													0.030	0.040
DS201 C16/0,03-AC			L15R.K2.1			160.0														
-QF3.1	Switchboard1	1P+N	16	10.0	0.0	16.0													0.030	0.040
DS201 C16/0,03-AC			L16R.K2.1			160.0														
-QF3.2	Switchboard1	1P+N	16	10.0	0.0	16.0													0.030	0.040
DS201 C16/0,03-AC			L17R.K2.1			160.0														
-QF3.3	Switchboard1	1P+N	16	10.0	0.0	16.0													0.030	0.040
DS201 C16/0,03-AC			L18R.K2.1			160.0														
-QF3.4	Switchboard1	1P+N	16	10.0	0.0	16.0													0.030	0.040
DS201 C16/0,03-AC			L19R.K2.1			160.0														

Report of LV circuit breakers

Circuit Breaker						Thermomagnetic	Electronic												RCB device	
Sign	Enclosure	Poles	In (A)	Icu-Icn (kA)	Ics (kA)	Thermal (A)	L	I1	S	I2	S2	I2-2	I	G	I4	R	I5	InN/In (%)	Id (A)	Td (s)
Type			User description 1			Magnetic (A)	Curve L	t1	Curve S	t2	Curve S2	t2-2	I3	Curve G	t4		t5		RCB type	
-QF3.5	Switchboard1	1P+N	16	10.0	0.0	16.0													0.030	0.040
DS201 C16/0,03-AC			L20R.K2.1			160.0														
-QF3.6	Switchboard1	1P+N	16	10.0	0.0	16.0													0.030	0.040
DS201 C16/0,03-AC			L21R.K2.1			160.0														
-QF3.7	Switchboard1	1P+N	16	10.0	0.0	16.0													0.030	0.040
DS201 C16/0,03-AC			L22R.K2.1			160.0														
-QF3.8	Switchboard1	1P+N	16	10.0	0.0	16.0													0.030	0.040
DS201 C16/0,03-AC			L23R.K2.1			160.0														
-QF3.9	Switchboard1	1P+N	16	10.0	0.0	16.0													0.030	0.040
DS201 C16/0,03-AC			L24R.K2.1			160.0														
-QF4.1	Switchboard1	1P+N	16	10.0	0.0	16.0													0.030	0.040
DS201 C16/0,03-AC			L22R.K2.1			160.0														
-QF4.2	Switchboard1	1P+N	16	10.0	6.0	16.0													0.030	0.040
DS201 C16/0,03-AC			L23R.K2.1			160.0														
-QF4.3	Switchboard1	1P+N	16	10.0	6.0	16.0													0.030	0.040
DS201 C16/0,03-AC			L24R.K2.1			160.0														
-QF4.4	Switchboard1	1P+N	16	10.0	6.0	16.0													0.030	0.040
DS201 C16/0,03-AC			L25R.K2.1			160.0														
-QF4.5	Switchboard1	1P+N	16	10.0	6.0	16.0													0.030	0.040
DS201 C16/0,03-AC			L26R.K2.1			160.0														

Report of LV circuit breakers

Circuit Breaker						Thermomagnetic	Electronic												RCB device	
Sign	Enclosure	Poles	In (A)	Icu-Icn (kA)	Ics (kA)	Thermal (A)	L	I1	S	I2	S2	I2-2	I	G	I4	R	I5	InN/In (%)	Id (A)	Td (s)
Type			User description 1			Magnetic (A)	Curve L	t1	Curve S	t2	Curve S2	t2-2	I3	Curve G	t4		t5		RCB type	
-QF4.6	Switchboard1	1P+N	16	10.0	0.0	16.0													0.030	0.040
DS201 C16/0,03-AC			L27R.K2.1			160.0														
-QF4.7	Switchboard1	1P+N	16	10.0	6.0	16.0													0.030	0.040
DS201 C16/0,03-AC			L28R.K2.1			160.0														
-QF4.8	Switchboard1	1P+N	16	10.0	6.0	16.0													0.030	0.040
DS201 C16/0,03-AC			L29R.K2.1			160.0														
-QF5.1	Switchboard1	1P+N	16	10.0	0.0	16.0													0.030	0.040
DS201 C16/0,03-AC			REZERVE			160.0														
-QF5.2	Switchboard1	1P+N	16	10.0	0.0	16.0													0.030	0.040
DS201 C16/0,03-AC			REZERVE			160.0														
-QF5.3	Switchboard1	1P+N	16	10.0	0.0	16.0													0.030	0.040
DS201 C16/0,03-AC			REZERVE			160.0														
-QF6.1	Switchboard1	1P+N	10	10.0	6.0	10.0													0.030	0.040
DS201 C10/0,03-AC			L1N.K2.1			100.0														
-QF6.2	Switchboard1	1P+N	10	10.0	6.0	10.0													0.030	0.040
DS201 C10/0,03-AC			L2N.K2.1			100.0														
-QF6.3	Switchboard1	1P+N	10	10.0	6.0	10.0													0.030	0.040
DS201 C10/0,03-AC			L3N.K2.1			100.0														
-QF6.4	Switchboard1	1P+N	10	10.0	0.0	10.0													0.030	0.040
DS201 C10/0,03-AC			L4N.K2.1			100.0														

Rev. n°1			Date:		Description	Customer:			Drawing number:	
Rev. n°2			Drafter:			Project:	Paneli K2.1			
Rev. n°3			Design.:			File:		Sheet: 4	Next sheet: 5	Sheets: 8
REVISIONS	Date:	Signatures	Approval:			Serial:				

Report of LV circuit breakers

Circuit Breaker						Thermomagnetic	Electronic												RCB device	
Sign	Enclosure	Poles	In (A)	Icu-Icn (kA)	Ics (kA)	Thermal (A)	L	I1	S	I2	S2	I2-2	I	G	I4	R	I5	InN/In (%)	Id (A)	Td (s)
Type			User description 1			Magnetic (A)	Curve L	t1	Curve S	t2	Curve S2	t2-2	I3	Curve G	t4		t5		RCB type	
-QF6.5	Switchboard1	1P+N	10	10.0	0.0	10.0													0.030	0.040
DS201 C10/0,03-AC			L5N.K2.1			100.0														
-QF6.6	Switchboard1	1P+N	10	10.0	0.0	10.0													0.030	0.040
DS201 C10/0,03-AC			L6N.K2.1			100.0														
-QF6.7	Switchboard1	1P+N	10	10.0	0.0	10.0													0.030	0.040
DS201 C10/0,03-AC			L7N.K2.1			100.0														
-QF6.8	Switchboard1	1P+N	10	10.0	0.0	10.0													0.030	0.040
DS201 C10/0,03-AC			L8N.K2.1			100.0														
-QF6.9	Switchboard1	1P+N	10	10.0	0.0	10.0													0.030	0.040
DS201 C10/0,03-AC			L9N.K2.1			100.0														
-QF7.1	Switchboard1	1P+N	10	10.0	0.0	10.0													0.030	0.040
DS201 C10/0,03-AC			L10N.K2.1			100.0														
-QF7.2	Switchboard1	1P+N	10	10.0	0.0	10.0													0.030	0.040
DS201 C10/0,03-AC			L11N.K2.1			100.0														
-QF7.3	Switchboard1	1P+N	10	10.0	0.0	10.0													0.030	0.040
DS201 C10/0,03-AC			L12N.K2.1			100.0														
-QF7.4	Switchboard1	1P+N	10	10.0	0.0	10.0													0.030	0.040
DS201 C10/0,03-AC			L13N.K2.1			100.0														
-QF7.5	Switchboard1	1P+N	10	10.0	0.0	10.0													0.030	0.040
DS201 C10/0,03-AC			L14N.K2.1			100.0														

Report of LV circuit breakers

Circuit Breaker						Thermomagnetic	Electronic												RCB device	
Sign	Enclosure	Poles	In (A)	Icu-Icn (kA)	Ics (kA)	Thermal (A)	L	I1	S	I2	S2	I2-2	I	G	I4	R	I5	InN/In (%)	Id (A)	Td (s)
Type			User description 1			Magnetic (A)	Curve L	t1	Curve S	t2	Curve S2	t2-2	I3	Curve G	t4		t5		RCB type	
-QF7.6	Switchboard1	1P+N	10	10.0	0.0	10.0													0.030	0.040
DS201 C10/0,03-AC			L15N.K2.1			100.0														
-QF7.7	Switchboard1	1P+N	10	10.0	0.0	10.0													0.030	0.040
DS201 C10/0,03-AC			REZERVE			100.0														
-QF7.8	Switchboard1	1P+N	10	10.0	0.0	10.0													0.030	0.040
DS201 C10/0,03-AC			REZERVE			100.0														
-QF7.9	Switchboard1	1P+N	10	10.0	0.0	10.0													0.030	0.040
DS201 C10/0,03-AC			REZERVE			100.0														
-QF8.2	Switchboard1	4P	50	15.0	11.2	50.0														
S204M-C50			KRYESORI			500.0														
-QF8.3	Switchboard1	1P+N	16	10.0	6.0	16.0													0.030	0.040
DS201 C16/0,03-AC			L1U.K2.1			160.0														
-QF8.4	Switchboard1	1P+N	16	10.0	6.0	16.0													0.030	0.040
DS201 C16/0,03-AC			L2U.K2.1			160.0														
-QF8.5	Switchboard1	1P+N	16	10.0	0.0	16.0													0.030	0.040
DS201 C16/0,03-AC			L3U.K2.1			160.0														
-QF8.6	Switchboard1	1P+N	16	10.0	0.0	16.0													0.030	0.040
DS201 C16/0,03-AC			L4U.K2.1			160.0														
-QF8.7	Switchboard1	1P+N	16	10.0	0.0	16.0													0.030	0.040
DS201 C16/0,03-AC			L5U.K2.1			160.0														

Report of LV circuit breakers

Circuit Breaker						Thermomagnetic	Electronic												RCB device	
Sign	Enclosure	Poles	In (A)	Icu-Icn (kA)	Ics (kA)	Thermal (A)	L	I1	S	I2	S2	I2-2	I	G	I4	R	I5	InN/In (%)	Id (A)	Td (s)
Type			User description 1			Magnetic (A)	Curve L	t1	Curve S	t2	Curve S2	t2-2	I3	Curve G	t4		t5		RCB type	
-QF8.8	Switchboard1	1P+N	16	10.0	0.0	16.0													0.030	0.040
DS201 C16/0,03-AC			L6U.K2.1			160.0														
-QF9.1	Switchboard1	1P+N	16	10.0	0.0	16.0													0.030	0.040
DS201 C16/0,03-AC			L7U.K2.1			160.0														
-QF9.2	Switchboard1	1P+N	16	10.0	0.0	16.0													0.030	0.040
DS201 C16/0,03-AC			L8U.K2.1			160.0														
-QF9.3	Switchboard1	1P+N	16	10.0	0.0	16.0													0.030	0.040
DS201 C16/0,03-AC			L9U.K2.1			160.0														
-QF9.4	Switchboard1	1P+N	16	10.0	0.0	16.0													0.030	0.040
DS201 C16/0,03-AC			L10U.K2.1			160.0														
-QF9.5	Switchboard1	1P+N	16	10.0	0.0	16.0													0.030	0.040
DS201 C16/0,03-AC			L11U.K2.1			160.0														
-QF9.6	Switchboard1	1P+N	16	10.0	0.0	16.0													0.030	0.040
DS201 C16/0,03-AC			L12U.K2.1			160.0														
-QF9.7	Switchboard1	1P+N	16	10.0	0.0	16.0													0.030	0.040
DS201 C16/0,03-AC			L13U.K2.1			160.0														
-QF9.8	Switchboard1	1P+N	16	10.0	0.0	16.0													0.030	0.040
DS201 C16/0,03-AC			L14U.K2.1			160.0														
-QF9.9	Switchboard1	1P+N	16	10.0	0.0	16.0													0.030	0.040
DS201 C16/0,03-AC			L15U.K2.1			160.0														

Rev. n°1			Date:		Description	Customer:			Drawing number:
Rev. n°2			Drafter:			Project:	Paneli K2.1		
Rev. n°3			Design.:			File:		Sheet: 7	Next sheet: 8 / Sheets: 8
REVISIONS	Date:	Signatures	Approval:			Serial:			

Report of LV circuit breakers

Circuit Breaker						Thermomagnetic	Electronic												RCB device	
Sign	Enclosure	Poles	In (A)	Icu-Icn (kA)	Ics (kA)	Thermal (A)	L	I1	S	I2	S2	I2-2	I	G	I4	R	I5	InN/In (%)	Id (A)	Td (s)
Type			User description 1			Magnetic (A)	Curve L	t1	Curve S	t2	Curve S2	t2-2	I3	Curve G	t4		t5		RCB type	
-QF10.1	Switchboard1	1P+N	16	10.0	0.0	16.0													0.030	0.040
DS201 C16/0,03-AC			L16U.K2.1			160.0														
-QF10.2	Switchboard1	1P+N	16	10.0	0.0	16.0													0.030	0.040
DS201 C16/0,03-AC			L17U.K2.1			160.0														
-QF10.3	Switchboard1	1P+N	16	10.0	0.0	16.0													0.030	0.040
DS201 C16/0,03-AC			L18U.K2.1			160.0														
-QF10.4	Switchboard1	1P+N	20	10.0	6.0	20.0													0.030	0.040
DS201 C20/0,03-AC			RACK			200.0														
-QF10.5	Switchboard1	1P+N	10	10.0	6.0	10.0													0.030	0.040
DS201 C10/0,03-AC			EMERGJENCE			100.0														
-QF10.6	Switchboard1	1P+N	16	10.0	0.0	16.0													0.030	0.040
DS201 C16/0,03-AC			REZERVE			160.0														
-QF10.7	Switchboard1	1P+N	16	10.0	0.0	16.0													0.030	0.040
DS201 C16/0,03-AC			REZERVE			160.0														
-QF10.8	Switchboard1	1P+N	10	10.0	6.0	10.0													0.030	0.040
DS201 C10/0,03-AC			REZERVE			100.0														
-QF10.9	Switchboard1	1P+N	10	10.0	6.0	10.0													0.030	0.040
DS201 C10/0,03-AC			REZERVE			100.0														

Rev. n°1			Date:		Description	Customer:			Drawing number:	
Rev. n°2			Drafter:			Project:	Paneli K2.1			
Rev. n°3			Design.:			File:		Sheet: 8	Next sheet:	Sheets: 8
REVISIONS	Date:	Signatures	Approval:			Serial:				

List of Lv Cables

-WC1.4 L1R.K2.1

Phases - Distribution System		LN / TN-S (L1-N)	IB L1	[A]	9.6	R Ph 20°C	[mOhm]	74.04
Voltage	[V]	230.94	IB L2	[A]		R Ph 160-250°C	[mOhm]	142.16
Cable cross-sections		3G2.5	IB L3	[A]		X Ph	[mOhm]	0.99
Conductor - Insulator		Cu / EPR/XLPE	IB N	[A]	9.6	R N 20°C	[mOhm]	74.04
Method		13	Cosphi		0.90	R N 160-250°C	[mOhm]	142.16
K factor		1.00	Iz (A)	[A]	36.0	X N	[mOhm]	0.99
Length (m)	[m]	10	dU (%)	[%]	0.59	R PE 20°C	[mOhm]	74.04
Ib max (kA)	[kA]	6.00	Power Loss (W)	[W]	14.5	R PE 160-250°C	[mOhm]	142.16
Ib min (kA)	[kA]	0.71	Work Temp (°C)	[°C]	34.3	X PE	[mOhm]	0.99

-WC1.5 L2R.K2.1

Phases - Distribution System		LN / TN-S (L2-N)	IB L1	[A]		R Ph 20°C	[mOhm]	74.04
Voltage	[V]	230.94	IB L2	[A]	9.6	R Ph 160-250°C	[mOhm]	142.16
Cable cross-sections		3G2.5	IB L3	[A]		X Ph	[mOhm]	0.99
Conductor - Insulator		Cu / EPR/XLPE	IB N	[A]	9.6	R N 20°C	[mOhm]	74.04
Method		13	Cosphi		0.90	R N 160-250°C	[mOhm]	142.16
K factor		1.00	Iz (A)	[A]	36.0	X N	[mOhm]	0.99
Length (m)	[m]	10	dU (%)	[%]	0.59	R PE 20°C	[mOhm]	74.04
Ib max (kA)	[kA]	6.00	Power Loss (W)	[W]	14.5	R PE 160-250°C	[mOhm]	142.16
Ib min (kA)	[kA]	0.71	Work Temp (°C)	[°C]	34.3	X PE	[mOhm]	0.99

-WC1.6 L3R.K2.1

Phases - Distribution System		LN / TN-S (L3-N)	IB L1	[A]		R Ph 20°C	[mOhm]	74.04
Voltage	[V]	230.94	IB L2	[A]		R Ph 160-250°C	[mOhm]	142.16
Cable cross-sections		3G2.5	IB L3	[A]	9.6	X Ph	[mOhm]	0.99
Conductor - Insulator		Cu / EPR/XLPE	IB N	[A]	9.6	R N 20°C	[mOhm]	74.04
Method		13	Cosphi		0.90	R N 160-250°C	[mOhm]	142.16
K factor		1.00	Iz (A)	[A]	36.0	X N	[mOhm]	0.99
Length (m)	[m]	10	dU (%)	[%]	0.59	R PE 20°C	[mOhm]	74.04
Ib max (kA)	[kA]	6.00	Power Loss (W)	[W]	14.5	R PE 160-250°C	[mOhm]	142.16
Ib min (kA)	[kA]	0.71	Work Temp (°C)	[°C]	34.3	X PE	[mOhm]	0.99

-WC1.7 L4R.K2.1

Phases - Distribution System		LN / TN-S (L1-N)	IB L1	[A]	9.6	R Ph 20°C	[mOhm]	74.04
Voltage	[V]	230.94	IB L2	[A]		R Ph 160-250°C	[mOhm]	142.16
Cable cross-sections		3G2.5	IB L3	[A]		X Ph	[mOhm]	0.99
Conductor - Insulator		Cu / EPR/XLPE	IB N	[A]	9.6	R N 20°C	[mOhm]	74.04
Method		13	Cosphi		0.90	R N 160-250°C	[mOhm]	142.16
K factor		1.00	Iz (A)	[A]	36.0	X N	[mOhm]	0.99
Length (m)	[m]	10	dU (%)	[%]	0.59	R PE 20°C	[mOhm]	74.04
Ib max (kA)	[kA]	6.00	Power Loss (W)	[W]	14.5	R PE 160-250°C	[mOhm]	142.16
Ib min (kA)	[kA]	0.71	Work Temp (°C)	[°C]	34.3	X PE	[mOhm]	0.99

List of Lv Cables

-WC1.8 L5R.K2.1

Phases - Distribution System		LN / TN-S (L2-N)	IB L1	[A]		R Ph 20°C	[mOhm]	74.04
Voltage	[V]	230.94	IB L2	[A]	9.6	R Ph 160-250°C	[mOhm]	142.16
Cable cross-sections		3G2.5	IB L3	[A]		X Ph	[mOhm]	0.99
Conductor - Insulator		Cu / EPR/XLPE	IB N	[A]	9.6	R N 20°C	[mOhm]	74.04
Method		13	Cosphi		0.90	R N 160-250°C	[mOhm]	142.16
K factor		1.00	Iz (A)	[A]	36.0	X N	[mOhm]	0.99
Length (m)	[m]	10	dU (%)	[%]	0.59	R PE 20°C	[mOhm]	74.04
Ib max (kA)	[kA]	6.00	Power Loss (W)	[W]	14.5	R PE 160-250°C	[mOhm]	142.16
Ib min (kA)	[kA]	0.71	Work Temp (°C)	[°C]	34.3	X PE	[mOhm]	0.99

-WC1.9 L6R.K2.1

Phases - Distribution System		LN / TN-S (L3-N)	IB L1	[A]		R Ph 20°C	[mOhm]	74.04
Voltage	[V]	230.94	IB L2	[A]		R Ph 160-250°C	[mOhm]	142.16
Cable cross-sections		3G2.5	IB L3	[A]	9.6	X Ph	[mOhm]	0.99
Conductor - Insulator		Cu / EPR/XLPE	IB N	[A]	9.6	R N 20°C	[mOhm]	74.04
Method		13	Cosphi		0.90	R N 160-250°C	[mOhm]	142.16
K factor		1.00	Iz (A)	[A]	36.0	X N	[mOhm]	0.99
Length (m)	[m]	10	dU (%)	[%]	0.59	R PE 20°C	[mOhm]	74.04
Ib max (kA)	[kA]	6.00	Power Loss (W)	[W]	14.5	R PE 160-250°C	[mOhm]	142.16
Ib min (kA)	[kA]	0.71	Work Temp (°C)	[°C]	34.3	X PE	[mOhm]	0.99

-WC2.1 L7R.K2.1

Phases - Distribution System		LN / TN-S (L1-N)	IB L1	[A]	9.6	R Ph 20°C	[mOhm]	123.40
Voltage	[V]	230.94	IB L2	[A]		R Ph 160-250°C	[mOhm]	236.93
Cable cross-sections		3G1.5	IB L3	[A]		X Ph	[mOhm]	1.08
Conductor - Insulator		Cu / EPR/XLPE	IB N	[A]	9.6	R N 20°C	[mOhm]	123.40
Method		13	Cosphi		0.90	R N 160-250°C	[mOhm]	236.93
K factor		1.00	Iz (A)	[A]	26.0	X N	[mOhm]	1.08
Length (m)	[m]	10	dU (%)	[%]	1.00	R PE 20°C	[mOhm]	123.40
Ib max (kA)	[kA]	6.00	Power Loss (W)	[W]	24.5	R PE 160-250°C	[mOhm]	236.93
Ib min (kA)	[kA]	0.43	Work Temp (°C)	[°C]	38.2	X PE	[mOhm]	1.08

-WC2.2 L8R.K2.1

Phases - Distribution System		LN / TN-S (L2-N)	IB L1	[A]		R Ph 20°C	[mOhm]	123.40
Voltage	[V]	230.94	IB L2	[A]	9.6	R Ph 160-250°C	[mOhm]	236.93
Cable cross-sections		3G1.5	IB L3	[A]		X Ph	[mOhm]	1.08
Conductor - Insulator		Cu / EPR/XLPE	IB N	[A]	9.6	R N 20°C	[mOhm]	123.40
Method		13	Cosphi		0.90	R N 160-250°C	[mOhm]	236.93
K factor		1.00	Iz (A)	[A]	26.0	X N	[mOhm]	1.08
Length (m)	[m]	10	dU (%)	[%]	1.00	R PE 20°C	[mOhm]	123.40
Ib max (kA)	[kA]	6.00	Power Loss (W)	[W]	24.5	R PE 160-250°C	[mOhm]	236.93
Ib min (kA)	[kA]	0.43	Work Temp (°C)	[°C]	38.2	X PE	[mOhm]	1.08

List of Lv Cables

-WC2.3 L9R.K2.1

Phases - Distribution System		LN / TN-S (L3-N)	IB L1	[A]		R Ph 20°C	[mOhm]	123.40
Voltage	[V]	230.94	IB L2	[A]		R Ph 160-250°C	[mOhm]	236.93
Cable cross-sections		3G1.5	IB L3	[A]	9.6	X Ph	[mOhm]	1.08
Conductor - Insulator		Cu / EPR/XLPE	IB N	[A]	9.6	R N 20°C	[mOhm]	123.40
Method		13	Cosphi		0.90	R N 160-250°C	[mOhm]	236.93
K factor		1.00	Iz (A)	[A]	26.0	X N	[mOhm]	1.08
Length (m)	[m]	10	dU (%)	[%]	1.00	R PE 20°C	[mOhm]	123.40
Ib max (kA)	[kA]	6.00	Power Loss (W)	[W]	24.5	R PE 160-250°C	[mOhm]	236.93
Ib min (kA)	[kA]	0.43	Work Temp (°C)	[°C]	38.2	X PE	[mOhm]	1.08

-WC2.4 L10R.K2.1

Phases - Distribution System		LN / TN-S (L1-N)	IB L1	[A]	9.6	R Ph 20°C	[mOhm]	123.40
Voltage	[V]	230.94	IB L2	[A]		R Ph 160-250°C	[mOhm]	236.93
Cable cross-sections		3G1.5	IB L3	[A]		X Ph	[mOhm]	1.08
Conductor - Insulator		Cu / EPR/XLPE	IB N	[A]	9.6	R N 20°C	[mOhm]	123.40
Method		13	Cosphi		0.90	R N 160-250°C	[mOhm]	236.93
K factor		1.00	Iz (A)	[A]	26.0	X N	[mOhm]	1.08
Length (m)	[m]	10	dU (%)	[%]	1.00	R PE 20°C	[mOhm]	123.40
Ib max (kA)	[kA]	6.00	Power Loss (W)	[W]	24.5	R PE 160-250°C	[mOhm]	236.93
Ib min (kA)	[kA]	0.43	Work Temp (°C)	[°C]	38.2	X PE	[mOhm]	1.08

-WC2.5 L11R.K2.1

Phases - Distribution System		LN / TN-S (L2-N)	IB L1	[A]		R Ph 20°C	[mOhm]	123.40
Voltage	[V]	230.94	IB L2	[A]	9.6	R Ph 160-250°C	[mOhm]	236.93
Cable cross-sections		3G1.5	IB L3	[A]		X Ph	[mOhm]	1.08
Conductor - Insulator		Cu / EPR/XLPE	IB N	[A]	9.6	R N 20°C	[mOhm]	123.40
Method		13	Cosphi		0.90	R N 160-250°C	[mOhm]	236.93
K factor		1.00	Iz (A)	[A]	26.0	X N	[mOhm]	1.08
Length (m)	[m]	10	dU (%)	[%]	1.00	R PE 20°C	[mOhm]	123.40
Ib max (kA)	[kA]	6.00	Power Loss (W)	[W]	24.5	R PE 160-250°C	[mOhm]	236.93
Ib min (kA)	[kA]	0.43	Work Temp (°C)	[°C]	38.2	X PE	[mOhm]	1.08

-WC2.6 L12R.K2.1

Phases - Distribution System		LN / TN-S (L3-N)	IB L1	[A]		R Ph 20°C	[mOhm]	123.40
Voltage	[V]	230.94	IB L2	[A]		R Ph 160-250°C	[mOhm]	236.93
Cable cross-sections		3G1.5	IB L3	[A]	9.6	X Ph	[mOhm]	1.08
Conductor - Insulator		Cu / EPR/XLPE	IB N	[A]	9.6	R N 20°C	[mOhm]	123.40
Method		13	Cosphi		0.90	R N 160-250°C	[mOhm]	236.93
K factor		1.00	Iz (A)	[A]	26.0	X N	[mOhm]	1.08
Length (m)	[m]	10	dU (%)	[%]	1.00	R PE 20°C	[mOhm]	123.40
Ib max (kA)	[kA]	6.00	Power Loss (W)	[W]	24.5	R PE 160-250°C	[mOhm]	236.93
Ib min (kA)	[kA]	0.43	Work Temp (°C)	[°C]	38.2	X PE	[mOhm]	1.08

List of Lv Cables

-WC2.7 L13R.K2.1

Phases - Distribution System		LN / TN-S (L1-N)	IB L1	[A]	9.6	R Ph 20°C	[mOhm]	123.40
Voltage	[V]	230.94	IB L2	[A]		R Ph 160-250°C	[mOhm]	236.93
Cable cross-sections		3G1.5	IB L3	[A]		X Ph	[mOhm]	1.08
Conductor - Insulator		Cu / EPR/XLPE	IB N	[A]	9.6	R N 20°C	[mOhm]	123.40
Method		13	Cosphi		0.90	R N 160-250°C	[mOhm]	236.93
K factor		1.00	Iz (A)	[A]	26.0	X N	[mOhm]	1.08
Length (m)	[m]	10	dU (%)	[%]	1.00	R PE 20°C	[mOhm]	123.40
Ib max (kA)	[kA]	6.00	Power Loss (W)	[W]	24.5	R PE 160-250°C	[mOhm]	236.93
Ib min (kA)	[kA]	0.43	Work Temp (°C)	[°C]	38.2	X PE	[mOhm]	1.08

-WC2.8 L14R.K2.1

Phases - Distribution System		LN / TN-S (L2-N)	IB L1	[A]		R Ph 20°C	[mOhm]	123.40
Voltage	[V]	230.94	IB L2	[A]	9.6	R Ph 160-250°C	[mOhm]	236.93
Cable cross-sections		3G1.5	IB L3	[A]		X Ph	[mOhm]	1.08
Conductor - Insulator		Cu / EPR/XLPE	IB N	[A]	9.6	R N 20°C	[mOhm]	123.40
Method		13	Cosphi		0.90	R N 160-250°C	[mOhm]	236.93
K factor		1.00	Iz (A)	[A]	26.0	X N	[mOhm]	1.08
Length (m)	[m]	10	dU (%)	[%]	1.00	R PE 20°C	[mOhm]	123.40
Ib max (kA)	[kA]	6.00	Power Loss (W)	[W]	24.5	R PE 160-250°C	[mOhm]	236.93
Ib min (kA)	[kA]	0.43	Work Temp (°C)	[°C]	38.2	X PE	[mOhm]	1.08

-WC2.9 L15R.K2.1

Phases - Distribution System		LN / TN-S (L3-N)	IB L1	[A]		R Ph 20°C	[mOhm]	123.40
Voltage	[V]	230.94	IB L2	[A]		R Ph 160-250°C	[mOhm]	236.93
Cable cross-sections		3G1.5	IB L3	[A]	9.6	X Ph	[mOhm]	1.08
Conductor - Insulator		Cu / EPR/XLPE	IB N	[A]	9.6	R N 20°C	[mOhm]	123.40
Method		13	Cosphi		0.90	R N 160-250°C	[mOhm]	236.93
K factor		1.00	Iz (A)	[A]	26.0	X N	[mOhm]	1.08
Length (m)	[m]	10	dU (%)	[%]	1.00	R PE 20°C	[mOhm]	123.40
Ib max (kA)	[kA]	6.00	Power Loss (W)	[W]	24.5	R PE 160-250°C	[mOhm]	236.93
Ib min (kA)	[kA]	0.43	Work Temp (°C)	[°C]	38.2	X PE	[mOhm]	1.08

-WC3.1 L16R.K2.1

Phases - Distribution System		LN / TN-S (L1-N)	IB L1	[A]	9.6	R Ph 20°C	[mOhm]	123.40
Voltage	[V]	230.94	IB L2	[A]		R Ph 160-250°C	[mOhm]	236.93
Cable cross-sections		3G1.5	IB L3	[A]		X Ph	[mOhm]	1.08
Conductor - Insulator		Cu / EPR/XLPE	IB N	[A]	9.6	R N 20°C	[mOhm]	123.40
Method		13	Cosphi		0.90	R N 160-250°C	[mOhm]	236.93
K factor		1.00	Iz (A)	[A]	26.0	X N	[mOhm]	1.08
Length (m)	[m]	10	dU (%)	[%]	1.00	R PE 20°C	[mOhm]	123.40
Ib max (kA)	[kA]	6.00	Power Loss (W)	[W]	24.5	R PE 160-250°C	[mOhm]	236.93
Ib min (kA)	[kA]	0.43	Work Temp (°C)	[°C]	38.2	X PE	[mOhm]	1.08

List of Lv Cables

-WC3.2 L17R.K2.1

Phases - Distribution System		LN / TN-S (L2-N)	IB L1	[A]		R Ph 20°C	[mOhm]	123.40
Voltage	[V]	230.94	IB L2	[A]	9.6	R Ph 160-250°C	[mOhm]	236.93
Cable cross-sections		3G1.5	IB L3	[A]		X Ph	[mOhm]	1.08
Conductor - Insulator		Cu / EPR/XLPE	IB N	[A]	9.6	R N 20°C	[mOhm]	123.40
Method		13	Cosphi		0.90	R N 160-250°C	[mOhm]	236.93
K factor		1.00	Iz (A)	[A]	26.0	X N	[mOhm]	1.08
Length (m)	[m]	10	dU (%)	[%]	1.00	R PE 20°C	[mOhm]	123.40
Ib max (kA)	[kA]	6.00	Power Loss (W)	[W]	24.5	R PE 160-250°C	[mOhm]	236.93
Ib min (kA)	[kA]	0.43	Work Temp (°C)	[°C]	38.2	X PE	[mOhm]	1.08

-WC3.3 L18R.K2.1

Phases - Distribution System		LN / TN-S (L3-N)	IB L1	[A]		R Ph 20°C	[mOhm]	123.40
Voltage	[V]	230.94	IB L2	[A]		R Ph 160-250°C	[mOhm]	236.93
Cable cross-sections		3G1.5	IB L3	[A]	9.6	X Ph	[mOhm]	1.08
Conductor - Insulator		Cu / EPR/XLPE	IB N	[A]	9.6	R N 20°C	[mOhm]	123.40
Method		13	Cosphi		0.90	R N 160-250°C	[mOhm]	236.93
K factor		1.00	Iz (A)	[A]	26.0	X N	[mOhm]	1.08
Length (m)	[m]	10	dU (%)	[%]	1.00	R PE 20°C	[mOhm]	123.40
Ib max (kA)	[kA]	6.00	Power Loss (W)	[W]	24.5	R PE 160-250°C	[mOhm]	236.93
Ib min (kA)	[kA]	0.43	Work Temp (°C)	[°C]	38.2	X PE	[mOhm]	1.08

-WC3.4 L19R.K2.1

Phases - Distribution System		LN / TN-S (L1-N)	IB L1	[A]	9.6	R Ph 20°C	[mOhm]	123.40
Voltage	[V]	230.94	IB L2	[A]		R Ph 160-250°C	[mOhm]	236.93
Cable cross-sections		3G1.5	IB L3	[A]		X Ph	[mOhm]	1.08
Conductor - Insulator		Cu / EPR/XLPE	IB N	[A]	9.6	R N 20°C	[mOhm]	123.40
Method		13	Cosphi		0.90	R N 160-250°C	[mOhm]	236.93
K factor		1.00	Iz (A)	[A]	26.0	X N	[mOhm]	1.08
Length (m)	[m]	10	dU (%)	[%]	1.00	R PE 20°C	[mOhm]	123.40
Ib max (kA)	[kA]	6.00	Power Loss (W)	[W]	24.5	R PE 160-250°C	[mOhm]	236.93
Ib min (kA)	[kA]	0.43	Work Temp (°C)	[°C]	38.2	X PE	[mOhm]	1.08

-WC3.5 L20R.K2.1

Phases - Distribution System		LN / TN-S (L2-N)	IB L1	[A]		R Ph 20°C	[mOhm]	123.40
Voltage	[V]	230.94	IB L2	[A]	9.6	R Ph 160-250°C	[mOhm]	236.93
Cable cross-sections		3G1.5	IB L3	[A]		X Ph	[mOhm]	1.08
Conductor - Insulator		Cu / EPR/XLPE	IB N	[A]	9.6	R N 20°C	[mOhm]	123.40
Method		13	Cosphi		0.90	R N 160-250°C	[mOhm]	236.93
K factor		1.00	Iz (A)	[A]	26.0	X N	[mOhm]	1.08
Length (m)	[m]	10	dU (%)	[%]	1.00	R PE 20°C	[mOhm]	123.40
Ib max (kA)	[kA]	6.00	Power Loss (W)	[W]	24.5	R PE 160-250°C	[mOhm]	236.93
Ib min (kA)	[kA]	0.43	Work Temp (°C)	[°C]	38.2	X PE	[mOhm]	1.08

List of Lv Cables

-WC3.6 L21R.K2.1

Phases - Distribution System		LN / TN-S (L3-N)	IB L1	[A]		R Ph 20°C	[mOhm]	123.40
Voltage	[V]	230.94	IB L2	[A]		R Ph 160-250°C	[mOhm]	236.93
Cable cross-sections		3G1.5	IB L3	[A]	9.6	X Ph	[mOhm]	1.08
Conductor - Insulator		Cu / EPR/XLPE	IB N	[A]	9.6	R N 20°C	[mOhm]	123.40
Method		13	Cosphi		0.90	R N 160-250°C	[mOhm]	236.93
K factor		1.00	Iz (A)	[A]	26.0	X N	[mOhm]	1.08
Length (m)	[m]	10	dU (%)	[%]	1.00	R PE 20°C	[mOhm]	123.40
Ib max (kA)	[kA]	6.00	Power Loss (W)	[W]	24.5	R PE 160-250°C	[mOhm]	236.93
Ib min (kA)	[kA]	0.43	Work Temp (°C)	[°C]	38.2	X PE	[mOhm]	1.08

-WC3.7 L22R.K2.1

Phases - Distribution System		LN / TN-S (L1-N)	IB L1	[A]	9.6	R Ph 20°C	[mOhm]	123.40
Voltage	[V]	230.94	IB L2	[A]		R Ph 160-250°C	[mOhm]	236.93
Cable cross-sections		3G1.5	IB L3	[A]		X Ph	[mOhm]	1.08
Conductor - Insulator		Cu / EPR/XLPE	IB N	[A]	9.6	R N 20°C	[mOhm]	123.40
Method		13	Cosphi		0.90	R N 160-250°C	[mOhm]	236.93
K factor		1.00	Iz (A)	[A]	26.0	X N	[mOhm]	1.08
Length (m)	[m]	10	dU (%)	[%]	1.00	R PE 20°C	[mOhm]	123.40
Ib max (kA)	[kA]	6.00	Power Loss (W)	[W]	24.5	R PE 160-250°C	[mOhm]	236.93
Ib min (kA)	[kA]	0.43	Work Temp (°C)	[°C]	38.2	X PE	[mOhm]	1.08

-WC3.8 L23R.K2.1

Phases - Distribution System		LN / TN-S (L2-N)	IB L1	[A]		R Ph 20°C	[mOhm]	123.40
Voltage	[V]	230.94	IB L2	[A]	9.6	R Ph 160-250°C	[mOhm]	236.93
Cable cross-sections		3G1.5	IB L3	[A]		X Ph	[mOhm]	1.08
Conductor - Insulator		Cu / EPR/XLPE	IB N	[A]	9.6	R N 20°C	[mOhm]	123.40
Method		13	Cosphi		0.90	R N 160-250°C	[mOhm]	236.93
K factor		1.00	Iz (A)	[A]	26.0	X N	[mOhm]	1.08
Length (m)	[m]	10	dU (%)	[%]	1.00	R PE 20°C	[mOhm]	123.40
Ib max (kA)	[kA]	6.00	Power Loss (W)	[W]	24.5	R PE 160-250°C	[mOhm]	236.93
Ib min (kA)	[kA]	0.43	Work Temp (°C)	[°C]	38.2	X PE	[mOhm]	1.08

-WC3.9 L24R.K2.1

Phases - Distribution System		LN / TN-S (L3-N)	IB L1	[A]		R Ph 20°C	[mOhm]	123.40
Voltage	[V]	230.94	IB L2	[A]		R Ph 160-250°C	[mOhm]	236.93
Cable cross-sections		3G1.5	IB L3	[A]	9.6	X Ph	[mOhm]	1.08
Conductor - Insulator		Cu / EPR/XLPE	IB N	[A]	9.6	R N 20°C	[mOhm]	123.40
Method		13	Cosphi		0.90	R N 160-250°C	[mOhm]	236.93
K factor		1.00	Iz (A)	[A]	26.0	X N	[mOhm]	1.08
Length (m)	[m]	10	dU (%)	[%]	1.00	R PE 20°C	[mOhm]	123.40
Ib max (kA)	[kA]	6.00	Power Loss (W)	[W]	24.5	R PE 160-250°C	[mOhm]	236.93
Ib min (kA)	[kA]	0.43	Work Temp (°C)	[°C]	38.2	X PE	[mOhm]	1.08

List of Lv Cables

-WC4.1 L22R.K2.1

Phases - Distribution System		LN / TN-S (L1-N)	IB L1	[A]	9.6	R Ph 20°C	[mOhm]	123.40
Voltage	[V]	230.94	IB L2	[A]		R Ph 160-250°C	[mOhm]	236.93
Cable cross-sections		3G1.5	IB L3	[A]		X Ph	[mOhm]	1.08
Conductor - Insulator		Cu / EPR/XLPE	IB N	[A]	9.6	R N 20°C	[mOhm]	123.40
Method		13	Cosphi		0.90	R N 160-250°C	[mOhm]	236.93
K factor		1.00	Iz (A)	[A]	26.0	X N	[mOhm]	1.08
Length (m)	[m]	10	dU (%)	[%]	1.00	R PE 20°C	[mOhm]	123.40
Ib max (kA)	[kA]	6.00	Power Loss (W)	[W]	24.5	R PE 160-250°C	[mOhm]	236.93
Ib min (kA)	[kA]	0.43	Work Temp (°C)	[°C]	38.2	X PE	[mOhm]	1.08

-WC4.2 L23R.K2.1

Phases - Distribution System		LN / TN-S (L2-N)	IB L1	[A]		R Ph 20°C	[mOhm]	123.40
Voltage	[V]	230.94	IB L2	[A]	9.6	R Ph 160-250°C	[mOhm]	236.93
Cable cross-sections		3G1.5	IB L3	[A]		X Ph	[mOhm]	1.08
Conductor - Insulator		Cu / EPR/XLPE	IB N	[A]	9.6	R N 20°C	[mOhm]	123.40
Method		13	Cosphi		0.90	R N 160-250°C	[mOhm]	236.93
K factor		1.00	Iz (A)	[A]	26.0	X N	[mOhm]	1.08
Length (m)	[m]	10	dU (%)	[%]	1.00	R PE 20°C	[mOhm]	123.40
Ib max (kA)	[kA]	6.00	Power Loss (W)	[W]	24.5	R PE 160-250°C	[mOhm]	236.93
Ib min (kA)	[kA]	0.43	Work Temp (°C)	[°C]	38.2	X PE	[mOhm]	1.08

-WC4.3 L24R.K2.1

Phases - Distribution System		LN / TN-S (L3-N)	IB L1	[A]		R Ph 20°C	[mOhm]	123.40
Voltage	[V]	230.94	IB L2	[A]		R Ph 160-250°C	[mOhm]	236.93
Cable cross-sections		3G1.5	IB L3	[A]	9.6	X Ph	[mOhm]	1.08
Conductor - Insulator		Cu / EPR/XLPE	IB N	[A]	9.6	R N 20°C	[mOhm]	123.40
Method		13	Cosphi		0.90	R N 160-250°C	[mOhm]	236.93
K factor		1.00	Iz (A)	[A]	26.0	X N	[mOhm]	1.08
Length (m)	[m]	10	dU (%)	[%]	1.00	R PE 20°C	[mOhm]	123.40
Ib max (kA)	[kA]	6.00	Power Loss (W)	[W]	24.5	R PE 160-250°C	[mOhm]	236.93
Ib min (kA)	[kA]	0.43	Work Temp (°C)	[°C]	38.2	X PE	[mOhm]	1.08

-WC4.4 L25R.K2.1

Phases - Distribution System		LN / TN-S (L1-N)	IB L1	[A]	9.6	R Ph 20°C	[mOhm]	123.40
Voltage	[V]	230.94	IB L2	[A]		R Ph 160-250°C	[mOhm]	236.93
Cable cross-sections		3G1.5	IB L3	[A]		X Ph	[mOhm]	1.08
Conductor - Insulator		Cu / EPR/XLPE	IB N	[A]	9.6	R N 20°C	[mOhm]	123.40
Method		13	Cosphi		0.90	R N 160-250°C	[mOhm]	236.93
K factor		1.00	Iz (A)	[A]	26.0	X N	[mOhm]	1.08
Length (m)	[m]	10	dU (%)	[%]	1.00	R PE 20°C	[mOhm]	123.40
Ib max (kA)	[kA]	6.00	Power Loss (W)	[W]	24.5	R PE 160-250°C	[mOhm]	236.93
Ib min (kA)	[kA]	0.43	Work Temp (°C)	[°C]	38.2	X PE	[mOhm]	1.08

List of Lv Cables

-WC4.5 L26R.K2.1

Phases - Distribution System		LN / TN-S (L2-N)	IB L1	[A]		R Ph 20°C	[mOhm]	123.40
Voltage	[V]	230.94	IB L2	[A]	9.6	R Ph 160-250°C	[mOhm]	236.93
Cable cross-sections		3G1.5	IB L3	[A]		X Ph	[mOhm]	1.08
Conductor - Insulator		Cu / EPR/XLPE	IB N	[A]	9.6	R N 20°C	[mOhm]	123.40
Method		13	Cosphi		0.90	R N 160-250°C	[mOhm]	236.93
K factor		1.00	Iz (A)	[A]	26.0	X N	[mOhm]	1.08
Length (m)	[m]	10	dU (%)	[%]	1.00	R PE 20°C	[mOhm]	123.40
Ib max (kA)	[kA]	6.00	Power Loss (W)	[W]	24.5	R PE 160-250°C	[mOhm]	236.93
Ib min (kA)	[kA]	0.43	Work Temp (°C)	[°C]	38.2	X PE	[mOhm]	1.08

-WC4.6 L27R.K2.1

Phases - Distribution System		LN / TN-S (L3-N)	IB L1	[A]		R Ph 20°C	[mOhm]	123.40
Voltage	[V]	230.94	IB L2	[A]		R Ph 160-250°C	[mOhm]	236.93
Cable cross-sections		3G1.5	IB L3	[A]	9.6	X Ph	[mOhm]	1.08
Conductor - Insulator		Cu / EPR/XLPE	IB N	[A]	9.6	R N 20°C	[mOhm]	123.40
Method		13	Cosphi		0.90	R N 160-250°C	[mOhm]	236.93
K factor		1.00	Iz (A)	[A]	26.0	X N	[mOhm]	1.08
Length (m)	[m]	10	dU (%)	[%]	1.00	R PE 20°C	[mOhm]	123.40
Ib max (kA)	[kA]	6.00	Power Loss (W)	[W]	24.5	R PE 160-250°C	[mOhm]	236.93
Ib min (kA)	[kA]	0.43	Work Temp (°C)	[°C]	38.2	X PE	[mOhm]	1.08

-WC4.7 L28R.K2.1

Phases - Distribution System		LN / TN-S (L1-N)	IB L1	[A]	9.6	R Ph 20°C	[mOhm]	123.40
Voltage	[V]	230.94	IB L2	[A]		R Ph 160-250°C	[mOhm]	236.93
Cable cross-sections		3G1.5	IB L3	[A]		X Ph	[mOhm]	1.08
Conductor - Insulator		Cu / EPR/XLPE	IB N	[A]	9.6	R N 20°C	[mOhm]	123.40
Method		13	Cosphi		0.90	R N 160-250°C	[mOhm]	236.93
K factor		1.00	Iz (A)	[A]	26.0	X N	[mOhm]	1.08
Length (m)	[m]	10	dU (%)	[%]	1.00	R PE 20°C	[mOhm]	123.40
Ib max (kA)	[kA]	6.00	Power Loss (W)	[W]	24.5	R PE 160-250°C	[mOhm]	236.93
Ib min (kA)	[kA]	0.43	Work Temp (°C)	[°C]	38.2	X PE	[mOhm]	1.08

-WC4.8 L29R.K2.1

Phases - Distribution System		LN / TN-S (L2-N)	IB L1	[A]		R Ph 20°C	[mOhm]	123.40
Voltage	[V]	230.94	IB L2	[A]	9.6	R Ph 160-250°C	[mOhm]	236.93
Cable cross-sections		3G1.5	IB L3	[A]		X Ph	[mOhm]	1.08
Conductor - Insulator		Cu / EPR/XLPE	IB N	[A]	9.6	R N 20°C	[mOhm]	123.40
Method		13	Cosphi		0.90	R N 160-250°C	[mOhm]	236.93
K factor		1.00	Iz (A)	[A]	26.0	X N	[mOhm]	1.08
Length (m)	[m]	10	dU (%)	[%]	1.00	R PE 20°C	[mOhm]	123.40
Ib max (kA)	[kA]	6.00	Power Loss (W)	[W]	24.5	R PE 160-250°C	[mOhm]	236.93
Ib min (kA)	[kA]	0.43	Work Temp (°C)	[°C]	38.2	X PE	[mOhm]	1.08

List of Lv Cables

-WC5.1 REZERVE

Phases - Distribution System		LN / TN-S (L1-N)	IB L1	[A]	9.6	R Ph 20°C	[mOhm]	123.40
Voltage	[V]	230.94	IB L2	[A]		R Ph 160-250°C	[mOhm]	236.93
Cable cross-sections		3G1.5	IB L3	[A]		X Ph	[mOhm]	1.08
Conductor - Insulator		Cu / EPR/XLPE	IB N	[A]	9.6	R N 20°C	[mOhm]	123.40
Method		13	Cosphi		0.90	R N 160-250°C	[mOhm]	236.93
K factor		1.00	Iz (A)	[A]	26.0	X N	[mOhm]	1.08
Length (m)	[m]	10	dU (%)	[%]	1.00	R PE 20°C	[mOhm]	123.40
Ib max (kA)	[kA]	6.00	Power Loss (W)	[W]	24.5	R PE 160-250°C	[mOhm]	236.93
Ib min (kA)	[kA]	0.43	Work Temp (°C)	[°C]	38.2	X PE	[mOhm]	1.08

-WC5.2 REZERVE

Phases - Distribution System		LN / TN-S (L2-N)	IB L1	[A]		R Ph 20°C	[mOhm]	123.40
Voltage	[V]	230.94	IB L2	[A]	9.6	R Ph 160-250°C	[mOhm]	236.93
Cable cross-sections		3G1.5	IB L3	[A]		X Ph	[mOhm]	1.08
Conductor - Insulator		Cu / EPR/XLPE	IB N	[A]	9.6	R N 20°C	[mOhm]	123.40
Method		13	Cosphi		0.90	R N 160-250°C	[mOhm]	236.93
K factor		1.00	Iz (A)	[A]	26.0	X N	[mOhm]	1.08
Length (m)	[m]	10	dU (%)	[%]	1.00	R PE 20°C	[mOhm]	123.40
Ib max (kA)	[kA]	6.00	Power Loss (W)	[W]	24.5	R PE 160-250°C	[mOhm]	236.93
Ib min (kA)	[kA]	0.43	Work Temp (°C)	[°C]	38.2	X PE	[mOhm]	1.08

-WC5.3 REZERVE

Phases - Distribution System		LN / TN-S (L3-N)	IB L1	[A]		R Ph 20°C	[mOhm]	123.40
Voltage	[V]	230.94	IB L2	[A]		R Ph 160-250°C	[mOhm]	236.93
Cable cross-sections		3G1.5	IB L3	[A]	9.6	X Ph	[mOhm]	1.08
Conductor - Insulator		Cu / EPR/XLPE	IB N	[A]	9.6	R N 20°C	[mOhm]	123.40
Method		13	Cosphi		0.90	R N 160-250°C	[mOhm]	236.93
K factor		1.00	Iz (A)	[A]	26.0	X N	[mOhm]	1.08
Length (m)	[m]	10	dU (%)	[%]	1.00	R PE 20°C	[mOhm]	123.40
Ib max (kA)	[kA]	6.00	Power Loss (W)	[W]	24.5	R PE 160-250°C	[mOhm]	236.93
Ib min (kA)	[kA]	0.43	Work Temp (°C)	[°C]	38.2	X PE	[mOhm]	1.08

-WC6.1 L1N.K2.1 NDRICIM

Phases - Distribution System		LN / TN-S (L1-N)	IB L1	[A]	4.8	R Ph 20°C	[mOhm]	123.40
Voltage	[V]	230.94	IB L2	[A]		R Ph 160-250°C	[mOhm]	236.93
Cable cross-sections		3G1.5	IB L3	[A]		X Ph	[mOhm]	1.08
Conductor - Insulator		Cu / EPR/XLPE	IB N	[A]	4.8	R N 20°C	[mOhm]	123.40
Method		13	Cosphi		0.90	R N 160-250°C	[mOhm]	236.93
K factor		1.00	Iz (A)	[A]	26.0	X N	[mOhm]	1.08
Length (m)	[m]	10	dU (%)	[%]	0.49	R PE 20°C	[mOhm]	123.40
Ib max (kA)	[kA]	6.00	Power Loss (W)	[W]	6.0	R PE 160-250°C	[mOhm]	236.93
Ib min (kA)	[kA]	0.43	Work Temp (°C)	[°C]	32.1	X PE	[mOhm]	1.08

List of Lv Cables

-WC6.2 L2N.K2.1 NDRICIM

Phases - Distribution System		LN / TN-S (L2-N)	IB L1	[A]		R Ph 20°C	[mOhm]	123.40
Voltage	[V]	230.94	IB L2	[A]	4.8	R Ph 160-250°C	[mOhm]	236.93
Cable cross-sections		3G1.5	IB L3	[A]		X Ph	[mOhm]	1.08
Conductor - Insulator		Cu / EPR/XLPE	IB N	[A]	4.8	R N 20°C	[mOhm]	123.40
Method		13	Cosphi		0.90	R N 160-250°C	[mOhm]	236.93
K factor		1.00	Iz (A)	[A]	26.0	X N	[mOhm]	1.08
Length (m)	[m]	10	dU (%)	[%]	0.49	R PE 20°C	[mOhm]	123.40
Ib max (kA)	[kA]	6.00	Power Loss (W)	[W]	6.0	R PE 160-250°C	[mOhm]	236.93
Ib min (kA)	[kA]	0.43	Work Temp (°C)	[°C]	32.1	X PE	[mOhm]	1.08

-WC6.3 L3N.K2.1 NDRICIM

Phases - Distribution System		LN / TN-S (L3-N)	IB L1	[A]		R Ph 20°C	[mOhm]	123.40
Voltage	[V]	230.94	IB L2	[A]		R Ph 160-250°C	[mOhm]	236.93
Cable cross-sections		3G1.5	IB L3	[A]	4.8	X Ph	[mOhm]	1.08
Conductor - Insulator		Cu / EPR/XLPE	IB N	[A]	4.8	R N 20°C	[mOhm]	123.40
Method		13	Cosphi		0.90	R N 160-250°C	[mOhm]	236.93
K factor		1.00	Iz (A)	[A]	26.0	X N	[mOhm]	1.08
Length (m)	[m]	10	dU (%)	[%]	0.49	R PE 20°C	[mOhm]	123.40
Ib max (kA)	[kA]	6.00	Power Loss (W)	[W]	6.0	R PE 160-250°C	[mOhm]	236.93
Ib min (kA)	[kA]	0.43	Work Temp (°C)	[°C]	32.1	X PE	[mOhm]	1.08

-WC6.4 L4N.K2.1 NDRICIM

Phases - Distribution System		LN / TN-S (L1-N)	IB L1	[A]	4.8	R Ph 20°C	[mOhm]	123.40
Voltage	[V]	230.94	IB L2	[A]		R Ph 160-250°C	[mOhm]	236.93
Cable cross-sections		3G1.5	IB L3	[A]		X Ph	[mOhm]	1.08
Conductor - Insulator		Cu / EPR/XLPE	IB N	[A]	4.8	R N 20°C	[mOhm]	123.40
Method		13	Cosphi		0.90	R N 160-250°C	[mOhm]	236.93
K factor		1.00	Iz (A)	[A]	26.0	X N	[mOhm]	1.08
Length (m)	[m]	10	dU (%)	[%]	0.49	R PE 20°C	[mOhm]	123.40
Ib max (kA)	[kA]	6.00	Power Loss (W)	[W]	6.0	R PE 160-250°C	[mOhm]	236.93
Ib min (kA)	[kA]	0.43	Work Temp (°C)	[°C]	32.1	X PE	[mOhm]	1.08

-WC6.5 L5N.K2.1 NDRICIM

Phases - Distribution System		LN / TN-S (L2-N)	IB L1	[A]		R Ph 20°C	[mOhm]	123.40
Voltage	[V]	230.94	IB L2	[A]	4.8	R Ph 160-250°C	[mOhm]	236.93
Cable cross-sections		3G1.5	IB L3	[A]		X Ph	[mOhm]	1.08
Conductor - Insulator		Cu / EPR/XLPE	IB N	[A]	4.8	R N 20°C	[mOhm]	123.40
Method		13	Cosphi		0.90	R N 160-250°C	[mOhm]	236.93
K factor		1.00	Iz (A)	[A]	26.0	X N	[mOhm]	1.08
Length (m)	[m]	10	dU (%)	[%]	0.49	R PE 20°C	[mOhm]	123.40
Ib max (kA)	[kA]	6.00	Power Loss (W)	[W]	6.0	R PE 160-250°C	[mOhm]	236.93
Ib min (kA)	[kA]	0.43	Work Temp (°C)	[°C]	32.1	X PE	[mOhm]	1.08

List of Lv Cables

-WC6.6 L6N.K2.1 NDRICIM

Phases - Distribution System		LN / TN-S (L3-N)	IB L1	[A]		R Ph 20°C	[mOhm]	123.40
Voltage	[V]	230.94	IB L2	[A]		R Ph 160-250°C	[mOhm]	236.93
Cable cross-sections		3G1.5	IB L3	[A]	4.8	X Ph	[mOhm]	1.08
Conductor - Insulator		Cu / EPR/XLPE	IB N	[A]	4.8	R N 20°C	[mOhm]	123.40
Method		13	Cosphi		0.90	R N 160-250°C	[mOhm]	236.93
K factor		1.00	Iz (A)	[A]	26.0	X N	[mOhm]	1.08
Length (m)	[m]	10	dU (%)	[%]	0.49	R PE 20°C	[mOhm]	123.40
Ib max (kA)	[kA]	6.00	Power Loss (W)	[W]	6.0	R PE 160-250°C	[mOhm]	236.93
Ib min (kA)	[kA]	0.43	Work Temp (°C)	[°C]	32.1	X PE	[mOhm]	1.08

-WC6.7 L7N.K2.1 NDRICIM

Phases - Distribution System		LN / TN-S (L1-N)	IB L1	[A]	4.8	R Ph 20°C	[mOhm]	123.40
Voltage	[V]	230.94	IB L2	[A]		R Ph 160-250°C	[mOhm]	236.93
Cable cross-sections		3G1.5	IB L3	[A]		X Ph	[mOhm]	1.08
Conductor - Insulator		Cu / EPR/XLPE	IB N	[A]	4.8	R N 20°C	[mOhm]	123.40
Method		13	Cosphi		0.90	R N 160-250°C	[mOhm]	236.93
K factor		1.00	Iz (A)	[A]	26.0	X N	[mOhm]	1.08
Length (m)	[m]	10	dU (%)	[%]	0.49	R PE 20°C	[mOhm]	123.40
Ib max (kA)	[kA]	6.00	Power Loss (W)	[W]	6.0	R PE 160-250°C	[mOhm]	236.93
Ib min (kA)	[kA]	0.43	Work Temp (°C)	[°C]	32.1	X PE	[mOhm]	1.08

-WC6.8 L8N.K2.1 NDRICIM

Phases - Distribution System		LN / TN-S (L2-N)	IB L1	[A]		R Ph 20°C	[mOhm]	123.40
Voltage	[V]	230.94	IB L2	[A]	4.8	R Ph 160-250°C	[mOhm]	236.93
Cable cross-sections		3G1.5	IB L3	[A]		X Ph	[mOhm]	1.08
Conductor - Insulator		Cu / EPR/XLPE	IB N	[A]	4.8	R N 20°C	[mOhm]	123.40
Method		13	Cosphi		0.90	R N 160-250°C	[mOhm]	236.93
K factor		1.00	Iz (A)	[A]	26.0	X N	[mOhm]	1.08
Length (m)	[m]	10	dU (%)	[%]	0.49	R PE 20°C	[mOhm]	123.40
Ib max (kA)	[kA]	6.00	Power Loss (W)	[W]	6.0	R PE 160-250°C	[mOhm]	236.93
Ib min (kA)	[kA]	0.43	Work Temp (°C)	[°C]	32.1	X PE	[mOhm]	1.08

-WC6.9 L9N.K2.1 NDRICIM

Phases - Distribution System		LN / TN-S (L3-N)	IB L1	[A]		R Ph 20°C	[mOhm]	123.40
Voltage	[V]	230.94	IB L2	[A]		R Ph 160-250°C	[mOhm]	236.93
Cable cross-sections		3G1.5	IB L3	[A]	4.8	X Ph	[mOhm]	1.08
Conductor - Insulator		Cu / EPR/XLPE	IB N	[A]	4.8	R N 20°C	[mOhm]	123.40
Method		13	Cosphi		0.90	R N 160-250°C	[mOhm]	236.93
K factor		1.00	Iz (A)	[A]	26.0	X N	[mOhm]	1.08
Length (m)	[m]	10	dU (%)	[%]	0.49	R PE 20°C	[mOhm]	123.40
Ib max (kA)	[kA]	6.00	Power Loss (W)	[W]	6.0	R PE 160-250°C	[mOhm]	236.93
Ib min (kA)	[kA]	0.43	Work Temp (°C)	[°C]	32.1	X PE	[mOhm]	1.08

List of Lv Cables

-WC7.1 L10N.K2.1 NDRICIM

Phases - Distribution System		LN / TN-S (L1-N)	IB L1	[A]	4.8	R Ph 20°C	[mOhm]	123.40
Voltage	[V]	230.94	IB L2	[A]		R Ph 160-250°C	[mOhm]	236.93
Cable cross-sections		3G1.5	IB L3	[A]		X Ph	[mOhm]	1.08
Conductor - Insulator		Cu / EPR/XLPE	IB N	[A]	4.8	R N 20°C	[mOhm]	123.40
Method		13	Cosphi		0.90	R N 160-250°C	[mOhm]	236.93
K factor		1.00	Iz (A)	[A]	26.0	X N	[mOhm]	1.08
Length (m)	[m]	10	dU (%)	[%]	0.49	R PE 20°C	[mOhm]	123.40
Ib max (kA)	[kA]	6.00	Power Loss (W)	[W]	6.0	R PE 160-250°C	[mOhm]	236.93
Ib min (kA)	[kA]	0.43	Work Temp (°C)	[°C]	32.1	X PE	[mOhm]	1.08

-WC7.2 L11N.K2.1 NDRICIM

Phases - Distribution System		LN / TN-S (L2-N)	IB L1	[A]		R Ph 20°C	[mOhm]	123.40
Voltage	[V]	230.94	IB L2	[A]	4.8	R Ph 160-250°C	[mOhm]	236.93
Cable cross-sections		3G1.5	IB L3	[A]		X Ph	[mOhm]	1.08
Conductor - Insulator		Cu / EPR/XLPE	IB N	[A]	4.8	R N 20°C	[mOhm]	123.40
Method		13	Cosphi		0.90	R N 160-250°C	[mOhm]	236.93
K factor		1.00	Iz (A)	[A]	26.0	X N	[mOhm]	1.08
Length (m)	[m]	10	dU (%)	[%]	0.49	R PE 20°C	[mOhm]	123.40
Ib max (kA)	[kA]	6.00	Power Loss (W)	[W]	6.0	R PE 160-250°C	[mOhm]	236.93
Ib min (kA)	[kA]	0.43	Work Temp (°C)	[°C]	32.1	X PE	[mOhm]	1.08

-WC7.3 L12N.K2.1 NDRICIM

Phases - Distribution System		LN / TN-S (L3-N)	IB L1	[A]		R Ph 20°C	[mOhm]	123.40
Voltage	[V]	230.94	IB L2	[A]		R Ph 160-250°C	[mOhm]	236.93
Cable cross-sections		3G1.5	IB L3	[A]	4.8	X Ph	[mOhm]	1.08
Conductor - Insulator		Cu / EPR/XLPE	IB N	[A]	4.8	R N 20°C	[mOhm]	123.40
Method		13	Cosphi		0.90	R N 160-250°C	[mOhm]	236.93
K factor		1.00	Iz (A)	[A]	26.0	X N	[mOhm]	1.08
Length (m)	[m]	10	dU (%)	[%]	0.49	R PE 20°C	[mOhm]	123.40
Ib max (kA)	[kA]	5.99	Power Loss (W)	[W]	6.0	R PE 160-250°C	[mOhm]	236.93
Ib min (kA)	[kA]	0.43	Work Temp (°C)	[°C]	32.1	X PE	[mOhm]	1.08

-WC7.4 L13N.K2.1 NDRICIM

Phases - Distribution System		LN / TN-S (L1-N)	IB L1	[A]	4.8	R Ph 20°C	[mOhm]	123.40
Voltage	[V]	230.94	IB L2	[A]		R Ph 160-250°C	[mOhm]	236.93
Cable cross-sections		3G1.5	IB L3	[A]		X Ph	[mOhm]	1.08
Conductor - Insulator		Cu / EPR/XLPE	IB N	[A]	4.8	R N 20°C	[mOhm]	123.40
Method		13	Cosphi		0.90	R N 160-250°C	[mOhm]	236.93
K factor		1.00	Iz (A)	[A]	26.0	X N	[mOhm]	1.08
Length (m)	[m]	10	dU (%)	[%]	0.49	R PE 20°C	[mOhm]	123.40
Ib max (kA)	[kA]	5.99	Power Loss (W)	[W]	6.0	R PE 160-250°C	[mOhm]	236.93
Ib min (kA)	[kA]	0.43	Work Temp (°C)	[°C]	32.1	X PE	[mOhm]	1.08

List of Lv Cables

-WC7.5 L14N.K2.1 NDRICIM

Phases - Distribution System		LN / TN-S (L2-N)	IB L1	[A]		R Ph 20°C	[mOhm]	123.40
Voltage	[V]	230.94	IB L2	[A]	4.8	R Ph 160-250°C	[mOhm]	236.93
Cable cross-sections		3G1.5	IB L3	[A]		X Ph	[mOhm]	1.08
Conductor - Insulator		Cu / EPR/XLPE	IB N	[A]	4.8	R N 20°C	[mOhm]	123.40
Method		13	Cosphi		0.90	R N 160-250°C	[mOhm]	236.93
K factor		1.00	Iz (A)	[A]	26.0	X N	[mOhm]	1.08
Length (m)	[m]	10	dU (%)	[%]	0.49	R PE 20°C	[mOhm]	123.40
Ib max (kA)	[kA]	5.99	Power Loss (W)	[W]	6.0	R PE 160-250°C	[mOhm]	236.93
Ib min (kA)	[kA]	0.43	Work Temp (°C)	[°C]	32.1	X PE	[mOhm]	1.08

-WC7.6 L15N.K2.1 NDRICIM

Phases - Distribution System		LN / TN-S (L3-N)	IB L1	[A]		R Ph 20°C	[mOhm]	123.40
Voltage	[V]	230.94	IB L2	[A]		R Ph 160-250°C	[mOhm]	236.93
Cable cross-sections		3G1.5	IB L3	[A]	4.8	X Ph	[mOhm]	1.08
Conductor - Insulator		Cu / EPR/XLPE	IB N	[A]	4.8	R N 20°C	[mOhm]	123.40
Method		13	Cosphi		0.90	R N 160-250°C	[mOhm]	236.93
K factor		1.00	Iz (A)	[A]	26.0	X N	[mOhm]	1.08
Length (m)	[m]	10	dU (%)	[%]	0.49	R PE 20°C	[mOhm]	123.40
Ib max (kA)	[kA]	5.99	Power Loss (W)	[W]	6.0	R PE 160-250°C	[mOhm]	236.93
Ib min (kA)	[kA]	0.43	Work Temp (°C)	[°C]	32.1	X PE	[mOhm]	1.08

-WC7.7 REZERVE

Phases - Distribution System		LN / TN-S (L1-N)	IB L1	[A]	4.8	R Ph 20°C	[mOhm]	123.40
Voltage	[V]	230.94	IB L2	[A]		R Ph 160-250°C	[mOhm]	236.93
Cable cross-sections		3G1.5	IB L3	[A]		X Ph	[mOhm]	1.08
Conductor - Insulator		Cu / EPR/XLPE	IB N	[A]	4.8	R N 20°C	[mOhm]	123.40
Method		13	Cosphi		0.90	R N 160-250°C	[mOhm]	236.93
K factor		1.00	Iz (A)	[A]	26.0	X N	[mOhm]	1.08
Length (m)	[m]	10	dU (%)	[%]	0.49	R PE 20°C	[mOhm]	123.40
Ib max (kA)	[kA]	6.00	Power Loss (W)	[W]	6.0	R PE 160-250°C	[mOhm]	236.93
Ib min (kA)	[kA]	0.43	Work Temp (°C)	[°C]	32.1	X PE	[mOhm]	1.08

-WC7.8 REZERVE

Phases - Distribution System		LN / TN-S (L2-N)	IB L1	[A]		R Ph 20°C	[mOhm]	123.40
Voltage	[V]	230.94	IB L2	[A]	4.8	R Ph 160-250°C	[mOhm]	236.93
Cable cross-sections		3G1.5	IB L3	[A]		X Ph	[mOhm]	1.08
Conductor - Insulator		Cu / EPR/XLPE	IB N	[A]	4.8	R N 20°C	[mOhm]	123.40
Method		13	Cosphi		0.90	R N 160-250°C	[mOhm]	236.93
K factor		1.00	Iz (A)	[A]	26.0	X N	[mOhm]	1.08
Length (m)	[m]	10	dU (%)	[%]	0.49	R PE 20°C	[mOhm]	123.40
Ib max (kA)	[kA]	6.00	Power Loss (W)	[W]	6.0	R PE 160-250°C	[mOhm]	236.93
Ib min (kA)	[kA]	0.43	Work Temp (°C)	[°C]	32.1	X PE	[mOhm]	1.08

List of Lv Cables

-WC7.9 REZERVE

Phases - Distribution System		LN / TN-S (L3-N)	IB L1	[A]		R Ph 20°C	[mOhm]	123.40
Voltage	[V]	230.94	IB L2	[A]		R Ph 160-250°C	[mOhm]	236.93
Cable cross-sections		3G1.5	IB L3	[A]	4.8	X Ph	[mOhm]	1.08
Conductor - Insulator		Cu / EPR/XLPE	IB N	[A]	4.8	R N 20°C	[mOhm]	123.40
Method		13	Cosphi		0.90	R N 160-250°C	[mOhm]	236.93
K factor		1.00	Iz (A)	[A]	26.0	X N	[mOhm]	1.08
Length (m)	[m]	10	dU (%)	[%]	0.49	R PE 20°C	[mOhm]	123.40
Ib max (kA)	[kA]	6.00	Power Loss (W)	[W]	6.0	R PE 160-250°C	[mOhm]	236.93
Ib min (kA)	[kA]	0.43	Work Temp (°C)	[°C]	32.1	X PE	[mOhm]	1.08

-WC8.3 L1U.K2.1 PRIZA

Phases - Distribution System		LN / TN-S (L1-N)	IB L1	[A]	9.6	R Ph 20°C	[mOhm]	123.40
Voltage	[V]	230.94	IB L2	[A]		R Ph 160-250°C	[mOhm]	236.93
Cable cross-sections		3G1.5	IB L3	[A]		X Ph	[mOhm]	1.08
Conductor - Insulator		Cu / EPR/XLPE	IB N	[A]	9.6	R N 20°C	[mOhm]	123.40
Method		13	Cosphi		0.90	R N 160-250°C	[mOhm]	236.93
K factor		1.00	Iz (A)	[A]	26.0	X N	[mOhm]	1.08
Length (m)	[m]	10	dU (%)	[%]	1.00	R PE 20°C	[mOhm]	123.40
Ib max (kA)	[kA]	5.99	Power Loss (W)	[W]	24.5	R PE 160-250°C	[mOhm]	236.93
Ib min (kA)	[kA]	0.43	Work Temp (°C)	[°C]	38.2	X PE	[mOhm]	1.08

-WC8.4 L2U.K2.1 PRIZA

Phases - Distribution System		LN / TN-S (L2-N)	IB L1	[A]		R Ph 20°C	[mOhm]	123.40
Voltage	[V]	230.94	IB L2	[A]	9.6	R Ph 160-250°C	[mOhm]	236.93
Cable cross-sections		3G1.5	IB L3	[A]		X Ph	[mOhm]	1.08
Conductor - Insulator		Cu / EPR/XLPE	IB N	[A]	9.6	R N 20°C	[mOhm]	123.40
Method		13	Cosphi		0.90	R N 160-250°C	[mOhm]	236.93
K factor		1.00	Iz (A)	[A]	26.0	X N	[mOhm]	1.08
Length (m)	[m]	10	dU (%)	[%]	1.00	R PE 20°C	[mOhm]	123.40
Ib max (kA)	[kA]	5.99	Power Loss (W)	[W]	24.5	R PE 160-250°C	[mOhm]	236.93
Ib min (kA)	[kA]	0.43	Work Temp (°C)	[°C]	38.2	X PE	[mOhm]	1.08

-WC8.5 L3U.K2.1 PRIZA

Phases - Distribution System		LN / TN-S (L3-N)	IB L1	[A]		R Ph 20°C	[mOhm]	123.40
Voltage	[V]	230.94	IB L2	[A]		R Ph 160-250°C	[mOhm]	236.93
Cable cross-sections		3G1.5	IB L3	[A]	9.6	X Ph	[mOhm]	1.08
Conductor - Insulator		Cu / EPR/XLPE	IB N	[A]	9.6	R N 20°C	[mOhm]	123.40
Method		13	Cosphi		0.90	R N 160-250°C	[mOhm]	236.93
K factor		1.00	Iz (A)	[A]	26.0	X N	[mOhm]	1.08
Length (m)	[m]	10	dU (%)	[%]	1.00	R PE 20°C	[mOhm]	123.40
Ib max (kA)	[kA]	5.99	Power Loss (W)	[W]	24.5	R PE 160-250°C	[mOhm]	236.93
Ib min (kA)	[kA]	0.43	Work Temp (°C)	[°C]	38.2	X PE	[mOhm]	1.08

List of Lv Cables

-WC8.6 L4U.K2.1 PRIZA

Phases - Distribution System		LN / TN-S (L1-N)	IB L1	[A]	9.6	R Ph 20°C	[mOhm]	123.40
Voltage	[V]	230.94	IB L2	[A]		R Ph 160-250°C	[mOhm]	236.93
Cable cross-sections		3G1.5	IB L3	[A]		X Ph	[mOhm]	1.08
Conductor - Insulator		Cu / EPR/XLPE	IB N	[A]	9.6	R N 20°C	[mOhm]	123.40
Method		13	Cosphi		0.90	R N 160-250°C	[mOhm]	236.93
K factor		1.00	Iz (A)	[A]	26.0	X N	[mOhm]	1.08
Length (m)	[m]	10	dU (%)	[%]	1.00	R PE 20°C	[mOhm]	123.40
Ib max (kA)	[kA]	5.99	Power Loss (W)	[W]	24.5	R PE 160-250°C	[mOhm]	236.93
Ib min (kA)	[kA]	0.43	Work Temp (°C)	[°C]	38.2	X PE	[mOhm]	1.08

-WC8.7 L5U.K2.1 PRIZA

Phases - Distribution System		LN / TN-S (L2-N)	IB L1	[A]		R Ph 20°C	[mOhm]	123.40
Voltage	[V]	230.94	IB L2	[A]	9.6	R Ph 160-250°C	[mOhm]	236.93
Cable cross-sections		3G1.5	IB L3	[A]		X Ph	[mOhm]	1.08
Conductor - Insulator		Cu / EPR/XLPE	IB N	[A]	9.6	R N 20°C	[mOhm]	123.40
Method		13	Cosphi		0.90	R N 160-250°C	[mOhm]	236.93
K factor		1.00	Iz (A)	[A]	26.0	X N	[mOhm]	1.08
Length (m)	[m]	10	dU (%)	[%]	1.00	R PE 20°C	[mOhm]	123.40
Ib max (kA)	[kA]	5.99	Power Loss (W)	[W]	24.5	R PE 160-250°C	[mOhm]	236.93
Ib min (kA)	[kA]	0.43	Work Temp (°C)	[°C]	38.2	X PE	[mOhm]	1.08

-WC8.8 L6U.K2.1 PRIZA

Phases - Distribution System		LN / TN-S (L3-N)	IB L1	[A]		R Ph 20°C	[mOhm]	123.40
Voltage	[V]	230.94	IB L2	[A]		R Ph 160-250°C	[mOhm]	236.93
Cable cross-sections		3G1.5	IB L3	[A]	9.6	X Ph	[mOhm]	1.08
Conductor - Insulator		Cu / EPR/XLPE	IB N	[A]	9.6	R N 20°C	[mOhm]	123.40
Method		13	Cosphi		0.90	R N 160-250°C	[mOhm]	236.93
K factor		1.00	Iz (A)	[A]	26.0	X N	[mOhm]	1.08
Length (m)	[m]	10	dU (%)	[%]	1.00	R PE 20°C	[mOhm]	123.40
Ib max (kA)	[kA]	5.99	Power Loss (W)	[W]	24.5	R PE 160-250°C	[mOhm]	236.93
Ib min (kA)	[kA]	0.43	Work Temp (°C)	[°C]	38.2	X PE	[mOhm]	1.08

-WC9.1 L7U.K2.1 PRIZA

Phases - Distribution System		LN / TN-S (L1-N)	IB L1	[A]	9.6	R Ph 20°C	[mOhm]	123.40
Voltage	[V]	230.94	IB L2	[A]		R Ph 160-250°C	[mOhm]	236.93
Cable cross-sections		3G1.5	IB L3	[A]		X Ph	[mOhm]	1.08
Conductor - Insulator		Cu / EPR/XLPE	IB N	[A]	9.6	R N 20°C	[mOhm]	123.40
Method		13	Cosphi		0.90	R N 160-250°C	[mOhm]	236.93
K factor		1.00	Iz (A)	[A]	26.0	X N	[mOhm]	1.08
Length (m)	[m]	10	dU (%)	[%]	1.00	R PE 20°C	[mOhm]	123.40
Ib max (kA)	[kA]	5.99	Power Loss (W)	[W]	24.5	R PE 160-250°C	[mOhm]	236.93
Ib min (kA)	[kA]	0.43	Work Temp (°C)	[°C]	38.2	X PE	[mOhm]	1.08

List of Lv Cables

-WC9.2 L8U.K2.1 PRIZA

Phases - Distribution System		LN / TN-S (L2-N)	IB L1	[A]		R Ph 20°C	[mOhm]	123.40
Voltage	[V]	230.94	IB L2	[A]	9.6	R Ph 160-250°C	[mOhm]	236.93
Cable cross-sections		3G1.5	IB L3	[A]		X Ph	[mOhm]	1.08
Conductor - Insulator		Cu / EPR/XLPE	IB N	[A]	9.6	R N 20°C	[mOhm]	123.40
Method		13	Cosphi		0.90	R N 160-250°C	[mOhm]	236.93
K factor		1.00	Iz (A)	[A]	26.0	X N	[mOhm]	1.08
Length (m)	[m]	10	dU (%)	[%]	1.00	R PE 20°C	[mOhm]	123.40
Ib max (kA)	[kA]	5.99	Power Loss (W)	[W]	24.5	R PE 160-250°C	[mOhm]	236.93
Ib min (kA)	[kA]	0.43	Work Temp (°C)	[°C]	38.2	X PE	[mOhm]	1.08

-WC9.3 L9U.K2.1 PRIZA

Phases - Distribution System		LN / TN-S (L3-N)	IB L1	[A]		R Ph 20°C	[mOhm]	123.40
Voltage	[V]	230.94	IB L2	[A]		R Ph 160-250°C	[mOhm]	236.93
Cable cross-sections		3G1.5	IB L3	[A]	9.6	X Ph	[mOhm]	1.08
Conductor - Insulator		Cu / EPR/XLPE	IB N	[A]	9.6	R N 20°C	[mOhm]	123.40
Method		13	Cosphi		0.90	R N 160-250°C	[mOhm]	236.93
K factor		1.00	Iz (A)	[A]	26.0	X N	[mOhm]	1.08
Length (m)	[m]	10	dU (%)	[%]	1.00	R PE 20°C	[mOhm]	123.40
Ib max (kA)	[kA]	5.99	Power Loss (W)	[W]	24.5	R PE 160-250°C	[mOhm]	236.93
Ib min (kA)	[kA]	0.43	Work Temp (°C)	[°C]	38.2	X PE	[mOhm]	1.08

-WC9.4 L10U.K2.1 PRIZA

Phases - Distribution System		LN / TN-S (L1-N)	IB L1	[A]	9.6	R Ph 20°C	[mOhm]	123.40
Voltage	[V]	230.94	IB L2	[A]		R Ph 160-250°C	[mOhm]	236.93
Cable cross-sections		3G1.5	IB L3	[A]		X Ph	[mOhm]	1.08
Conductor - Insulator		Cu / EPR/XLPE	IB N	[A]	9.6	R N 20°C	[mOhm]	123.40
Method		13	Cosphi		0.90	R N 160-250°C	[mOhm]	236.93
K factor		1.00	Iz (A)	[A]	26.0	X N	[mOhm]	1.08
Length (m)	[m]	10	dU (%)	[%]	1.00	R PE 20°C	[mOhm]	123.40
Ib max (kA)	[kA]	5.99	Power Loss (W)	[W]	24.5	R PE 160-250°C	[mOhm]	236.93
Ib min (kA)	[kA]	0.43	Work Temp (°C)	[°C]	38.2	X PE	[mOhm]	1.08

-WC9.5 L11U.K2.1 PRIZA

Phases - Distribution System		LN / TN-S (L2-N)	IB L1	[A]		R Ph 20°C	[mOhm]	123.40
Voltage	[V]	230.94	IB L2	[A]	9.6	R Ph 160-250°C	[mOhm]	236.93
Cable cross-sections		3G1.5	IB L3	[A]		X Ph	[mOhm]	1.08
Conductor - Insulator		Cu / EPR/XLPE	IB N	[A]	9.6	R N 20°C	[mOhm]	123.40
Method		13	Cosphi		0.90	R N 160-250°C	[mOhm]	236.93
K factor		1.00	Iz (A)	[A]	26.0	X N	[mOhm]	1.08
Length (m)	[m]	10	dU (%)	[%]	1.00	R PE 20°C	[mOhm]	123.40
Ib max (kA)	[kA]	5.99	Power Loss (W)	[W]	24.5	R PE 160-250°C	[mOhm]	236.93
Ib min (kA)	[kA]	0.43	Work Temp (°C)	[°C]	38.2	X PE	[mOhm]	1.08

List of Lv Cables

-WC9.6 L12U.K2.1 PRIZA

Phases - Distribution System		LN / TN-S (L3-N)	IB L1	[A]		R Ph 20°C	[mOhm]	123.40
Voltage	[V]	230.94	IB L2	[A]		R Ph 160-250°C	[mOhm]	236.93
Cable cross-sections		3G1.5	IB L3	[A]	9.6	X Ph	[mOhm]	1.08
Conductor - Insulator		Cu / EPR/XLPE	IB N	[A]	9.6	R N 20°C	[mOhm]	123.40
Method		13	Cosphi		0.90	R N 160-250°C	[mOhm]	236.93
K factor		1.00	Iz (A)	[A]	26.0	X N	[mOhm]	1.08
Length (m)	[m]	10	dU (%)	[%]	1.00	R PE 20°C	[mOhm]	123.40
Ib max (kA)	[kA]	5.99	Power Loss (W)	[W]	24.5	R PE 160-250°C	[mOhm]	236.93
Ib min (kA)	[kA]	0.43	Work Temp (°C)	[°C]	38.2	X PE	[mOhm]	1.08

-WC9.7 L13U.K2.1 PRIZA

Phases - Distribution System		LN / TN-S (L1-N)	IB L1	[A]	9.6	R Ph 20°C	[mOhm]	123.40
Voltage	[V]	230.94	IB L2	[A]		R Ph 160-250°C	[mOhm]	236.93
Cable cross-sections		3G1.5	IB L3	[A]		X Ph	[mOhm]	1.08
Conductor - Insulator		Cu / EPR/XLPE	IB N	[A]	9.6	R N 20°C	[mOhm]	123.40
Method		13	Cosphi		0.90	R N 160-250°C	[mOhm]	236.93
K factor		1.00	Iz (A)	[A]	26.0	X N	[mOhm]	1.08
Length (m)	[m]	10	dU (%)	[%]	1.00	R PE 20°C	[mOhm]	123.40
Ib max (kA)	[kA]	5.99	Power Loss (W)	[W]	24.5	R PE 160-250°C	[mOhm]	236.93
Ib min (kA)	[kA]	0.43	Work Temp (°C)	[°C]	38.2	X PE	[mOhm]	1.08

-WC9.8 L14U.K2.1 PRIZA

Phases - Distribution System		LN / TN-S (L2-N)	IB L1	[A]		R Ph 20°C	[mOhm]	123.40
Voltage	[V]	230.94	IB L2	[A]	9.6	R Ph 160-250°C	[mOhm]	236.93
Cable cross-sections		3G1.5	IB L3	[A]		X Ph	[mOhm]	1.08
Conductor - Insulator		Cu / EPR/XLPE	IB N	[A]	9.6	R N 20°C	[mOhm]	123.40
Method		13	Cosphi		0.90	R N 160-250°C	[mOhm]	236.93
K factor		1.00	Iz (A)	[A]	26.0	X N	[mOhm]	1.08
Length (m)	[m]	10	dU (%)	[%]	1.00	R PE 20°C	[mOhm]	123.40
Ib max (kA)	[kA]	5.99	Power Loss (W)	[W]	24.5	R PE 160-250°C	[mOhm]	236.93
Ib min (kA)	[kA]	0.43	Work Temp (°C)	[°C]	38.2	X PE	[mOhm]	1.08

-WC9.9 L15U.K2.1 PRIZA

Phases - Distribution System		LN / TN-S (L3-N)	IB L1	[A]		R Ph 20°C	[mOhm]	123.40
Voltage	[V]	230.94	IB L2	[A]		R Ph 160-250°C	[mOhm]	236.93
Cable cross-sections		3G1.5	IB L3	[A]	9.6	X Ph	[mOhm]	1.08
Conductor - Insulator		Cu / EPR/XLPE	IB N	[A]	9.6	R N 20°C	[mOhm]	123.40
Method		13	Cosphi		0.90	R N 160-250°C	[mOhm]	236.93
K factor		1.00	Iz (A)	[A]	26.0	X N	[mOhm]	1.08
Length (m)	[m]	10	dU (%)	[%]	1.00	R PE 20°C	[mOhm]	123.40
Ib max (kA)	[kA]	5.99	Power Loss (W)	[W]	24.5	R PE 160-250°C	[mOhm]	236.93
Ib min (kA)	[kA]	0.43	Work Temp (°C)	[°C]	38.2	X PE	[mOhm]	1.08

List of Lv Cables

-WC10.1 L16U.K2.1 PRIZA

Phases - Distribution System		LN / TN-S (L1-N)	IB L1	[A]	9.6	R Ph 20°C	[mOhm]	123.40
Voltage	[V]	230.94	IB L2	[A]		R Ph 160-250°C	[mOhm]	236.93
Cable cross-sections		3G1.5	IB L3	[A]		X Ph	[mOhm]	1.08
Conductor - Insulator		Cu / EPR/XLPE	IB N	[A]	9.6	R N 20°C	[mOhm]	123.40
Method		13	Cosphi		0.90	R N 160-250°C	[mOhm]	236.93
K factor		1.00	Iz (A)	[A]	26.0	X N	[mOhm]	1.08
Length (m)	[m]	10	dU (%)	[%]	1.00	R PE 20°C	[mOhm]	123.40
Ib max (kA)	[kA]	5.99	Power Loss (W)	[W]	24.5	R PE 160-250°C	[mOhm]	236.93
Ib min (kA)	[kA]	0.43	Work Temp (°C)	[°C]	38.2	X PE	[mOhm]	1.08

-WC10.2 L17U.K2.1 PRIZA

Phases - Distribution System		LN / TN-S (L2-N)	IB L1	[A]		R Ph 20°C	[mOhm]	123.40
Voltage	[V]	230.94	IB L2	[A]	9.6	R Ph 160-250°C	[mOhm]	236.93
Cable cross-sections		3G1.5	IB L3	[A]		X Ph	[mOhm]	1.08
Conductor - Insulator		Cu / EPR/XLPE	IB N	[A]	9.6	R N 20°C	[mOhm]	123.40
Method		13	Cosphi		0.90	R N 160-250°C	[mOhm]	236.93
K factor		1.00	Iz (A)	[A]	26.0	X N	[mOhm]	1.08
Length (m)	[m]	10	dU (%)	[%]	1.00	R PE 20°C	[mOhm]	123.40
Ib max (kA)	[kA]	5.99	Power Loss (W)	[W]	24.5	R PE 160-250°C	[mOhm]	236.93
Ib min (kA)	[kA]	0.43	Work Temp (°C)	[°C]	38.2	X PE	[mOhm]	1.08

-WC10.3 L18U.K2.1 PRIZA

Phases - Distribution System		LN / TN-S (L3-N)	IB L1	[A]		R Ph 20°C	[mOhm]	123.40
Voltage	[V]	230.94	IB L2	[A]		R Ph 160-250°C	[mOhm]	236.93
Cable cross-sections		3G1.5	IB L3	[A]	9.6	X Ph	[mOhm]	1.08
Conductor - Insulator		Cu / EPR/XLPE	IB N	[A]	9.6	R N 20°C	[mOhm]	123.40
Method		13	Cosphi		0.90	R N 160-250°C	[mOhm]	236.93
K factor		1.00	Iz (A)	[A]	26.0	X N	[mOhm]	1.08
Length (m)	[m]	10	dU (%)	[%]	1.00	R PE 20°C	[mOhm]	123.40
Ib max (kA)	[kA]	5.99	Power Loss (W)	[W]	24.5	R PE 160-250°C	[mOhm]	236.93
Ib min (kA)	[kA]	0.43	Work Temp (°C)	[°C]	38.2	X PE	[mOhm]	1.08

-WC10.4 RACK

Phases - Distribution System		LN / TN-S (L1-N)	IB L1	[A]	19.2	R Ph 20°C	[mOhm]	123.40
Voltage	[V]	230.94	IB L2	[A]		R Ph 160-250°C	[mOhm]	236.93
Cable cross-sections		3G1.5	IB L3	[A]		X Ph	[mOhm]	1.08
Conductor - Insulator		Cu / EPR/XLPE	IB N	[A]	19.2	R N 20°C	[mOhm]	123.40
Method		13	Cosphi		0.90	R N 160-250°C	[mOhm]	236.93
K factor		1.00	Iz (A)	[A]	26.0	X N	[mOhm]	1.08
Length (m)	[m]	10	dU (%)	[%]	2.19	R PE 20°C	[mOhm]	123.40
Ib max (kA)	[kA]	5.99	Power Loss (W)	[W]	107.1	R PE 160-250°C	[mOhm]	236.93
Ib min (kA)	[kA]	0.43	Work Temp (°C)	[°C]	62.9	X PE	[mOhm]	1.08

List of Lv Cables

-WC10.5 EMERGJENCE

Phases - Distribution System		LN / TN-S (L2-N)	IB L1	[A]		R Ph 20°C	[mOhm]	123.40
Voltage	[V]	230.94	IB L2	[A]	4.8	R Ph 160-250°C	[mOhm]	236.93
Cable cross-sections		3G1.5	IB L3	[A]		X Ph	[mOhm]	1.08
Conductor - Insulator		Cu / EPR/XLPE	IB N	[A]	4.8	R N 20°C	[mOhm]	123.40
Method		13	Cosphi		0.90	R N 160-250°C	[mOhm]	236.93
K factor		1.00	Iz (A)	[A]	26.0	X N	[mOhm]	1.08
Length (m)	[m]	10	dU (%)	[%]	0.49	R PE 20°C	[mOhm]	123.40
Ib max (kA)	[kA]	5.99	Power Loss (W)	[W]	6.0	R PE 160-250°C	[mOhm]	236.93
Ib min (kA)	[kA]	0.43	Work Temp (°C)	[°C]	32.1	X PE	[mOhm]	1.08

-WC10.6 REZERVE

Phases - Distribution System		LN / TN-S (L1-N)	IB L1	[A]	9.6	R Ph 20°C	[mOhm]	123.40
Voltage	[V]	230.94	IB L2	[A]		R Ph 160-250°C	[mOhm]	236.93
Cable cross-sections		3G1.5	IB L3	[A]		X Ph	[mOhm]	1.08
Conductor - Insulator		Cu / EPR/XLPE	IB N	[A]	9.6	R N 20°C	[mOhm]	123.40
Method		13	Cosphi		0.90	R N 160-250°C	[mOhm]	236.93
K factor		1.00	Iz (A)	[A]	26.0	X N	[mOhm]	1.08
Length (m)	[m]	10	dU (%)	[%]	1.00	R PE 20°C	[mOhm]	123.40
Ib max (kA)	[kA]	5.99	Power Loss (W)	[W]	24.5	R PE 160-250°C	[mOhm]	236.93
Ib min (kA)	[kA]	0.43	Work Temp (°C)	[°C]	38.2	X PE	[mOhm]	1.08

-WC10.7 REZERVE

Phases - Distribution System		LN / TN-S (L2-N)	IB L1	[A]		R Ph 20°C	[mOhm]	123.40
Voltage	[V]	230.94	IB L2	[A]	9.6	R Ph 160-250°C	[mOhm]	236.93
Cable cross-sections		3G1.5	IB L3	[A]		X Ph	[mOhm]	1.08
Conductor - Insulator		Cu / EPR/XLPE	IB N	[A]	9.6	R N 20°C	[mOhm]	123.40
Method		13	Cosphi		0.90	R N 160-250°C	[mOhm]	236.93
K factor		1.00	Iz (A)	[A]	26.0	X N	[mOhm]	1.08
Length (m)	[m]	10	dU (%)	[%]	1.00	R PE 20°C	[mOhm]	123.40
Ib max (kA)	[kA]	5.99	Power Loss (W)	[W]	24.5	R PE 160-250°C	[mOhm]	236.93
Ib min (kA)	[kA]	0.43	Work Temp (°C)	[°C]	38.2	X PE	[mOhm]	1.08

-WC10.8 REZERVE

Phases - Distribution System		LN / TN-S (L3-N)	IB L1	[A]		R Ph 20°C	[mOhm]	123.40
Voltage	[V]	230.94	IB L2	[A]		R Ph 160-250°C	[mOhm]	236.93
Cable cross-sections		3G1.5	IB L3	[A]	9.6	X Ph	[mOhm]	1.08
Conductor - Insulator		Cu / EPR/XLPE	IB N	[A]	9.6	R N 20°C	[mOhm]	123.40
Method		13	Cosphi		0.90	R N 160-250°C	[mOhm]	236.93
K factor		1.00	Iz (A)	[A]	26.0	X N	[mOhm]	1.08
Length (m)	[m]	10	dU (%)	[%]	1.00	R PE 20°C	[mOhm]	123.40
Ib max (kA)	[kA]	5.99	Power Loss (W)	[W]	24.5	R PE 160-250°C	[mOhm]	236.93
Ib min (kA)	[kA]	0.43	Work Temp (°C)	[°C]	38.2	X PE	[mOhm]	1.08

List of Lv Cables

-WC10.9 REZERVE

Phases - Distribution System		LN / TN-S (L1-N)	IB L1	[A]	4.8	R Ph 20°C	[mOhm]	123.40
Voltage	[V]	230.94	IB L2	[A]		R Ph 160-250°C	[mOhm]	236.93
Cable cross-sections		3G1.5	IB L3	[A]		X Ph	[mOhm]	1.08
Conductor - Insulator		Cu / EPR/XLPE	IB N	[A]	4.8	R N 20°C	[mOhm]	123.40
Method		13	Cosphi		0.90	R N 160-250°C	[mOhm]	236.93
K factor		1.00	Iz (A)	[A]	26.0	X N	[mOhm]	1.08
Length (m)	[m]	10	dU (%)	[%]	0.49	R PE 20°C	[mOhm]	123.40
Ib max (kA)	[kA]	5.99	Power Loss (W)	[W]	6.0	R PE 160-250°C	[mOhm]	236.93
Ib min (kA)	[kA]	0.43	Work Temp (°C)	[°C]	32.1	X PE	[mOhm]	1.08

Phases - Distribution System			IB L1	[A]		R Ph 20°C	[mOhm]	
Voltage	[V]		IB L2	[A]		R Ph 160-250°C	[mOhm]	
Cable cross-sections			IB L3	[A]		X Ph	[mOhm]	
Conductor - Insulator			IB N	[A]		R N 20°C	[mOhm]	
Method			Cosphi			R N 160-250°C	[mOhm]	
K factor			Iz (A)	[A]		X N	[mOhm]	
Length (m)	[m]		dU (%)	[%]		R PE 20°C	[mOhm]	
Ib max (kA)	[kA]		Power Loss (W)	[W]		R PE 160-250°C	[mOhm]	
Ib min (kA)	[kA]		Work Temp (°C)	[°C]		X PE	[mOhm]	

Phases - Distribution System			IB L1	[A]		R Ph 20°C	[mOhm]	
Voltage	[V]		IB L2	[A]		R Ph 160-250°C	[mOhm]	
Cable cross-sections			IB L3	[A]		X Ph	[mOhm]	
Conductor - Insulator			IB N	[A]		R N 20°C	[mOhm]	
Method			Cosphi			R N 160-250°C	[mOhm]	
K factor			Iz (A)	[A]		X N	[mOhm]	
Length (m)	[m]		dU (%)	[%]		R PE 20°C	[mOhm]	
Ib max (kA)	[kA]		Power Loss (W)	[W]		R PE 160-250°C	[mOhm]	
Ib min (kA)	[kA]		Work Temp (°C)	[°C]		X PE	[mOhm]	

Phases - Distribution System			IB L1	[A]		R Ph 20°C	[mOhm]	
Voltage	[V]		IB L2	[A]		R Ph 160-250°C	[mOhm]	
Cable cross-sections			IB L3	[A]		X Ph	[mOhm]	
Conductor - Insulator			IB N	[A]		R N 20°C	[mOhm]	
Method			Cosphi			R N 160-250°C	[mOhm]	
K factor			Iz (A)	[A]		X N	[mOhm]	
Length (m)	[m]		dU (%)	[%]		R PE 20°C	[mOhm]	
Ib max (kA)	[kA]		Power Loss (W)	[W]		R PE 160-250°C	[mOhm]	
Ib min (kA)	[kA]		Work Temp (°C)	[°C]		X PE	[mOhm]	